



---

AGENDA  
BOARD OF BUILDING STANDARDS/  
ARCHITECTURAL BOARD OF REVIEW/SIGN REVIEW

PRE-REVIEW MEETING  
CITY OF LAKEWOOD  
12650 DETROIT AVENUE  
EAST CONFERENCE ROOM  
MARCH 6, 2025  
4:00 P.M.

REVIEW MEETING  
CITY OF LAKEWOOD  
12650 DETROIT AVENUE  
AUDITORIUM  
MARCH 13, 2025  
5:30 P.M.

1. ROLL CALL
2. APPROVE THE MINUTES OF THE FEBRUARY 13, 2025 MEETING
3. OPENING REMARKS

OLD BUSINESS

COMMUNICATION

- |                                  |     |                                                       |
|----------------------------------|-----|-------------------------------------------------------|
| 4. Docket No. 02-17-25           | (C) | 14740 Lakewood Heights Blvd.<br>Winterhurst Ice Arena |
| <input type="checkbox"/> Approve |     | David Baas, Assistant Director, P&D                   |
| <input type="checkbox"/> Deny    |     | City of Lakewood                                      |
| <input type="checkbox"/> Defer   |     | 12650 Detroit Ave.<br>Lakewood, OH 44107              |

The City of Lakewood is conducting renovation of the Winterhurst Ice Arena - including an exterior addition - to provide contemporary locker room facilities, indoor training space, and ADA

accessibility improvements. This presentation will provide an alternate elevation sheet and finished material information. (Page 4)

**NEW BUSINESS**

**SIGN REVIEW**

5. Docket No. 03-18-25

**12900 Madison Ave.  
Lakewood Community Services Center**

- Approve
- Deny
- Defer

Steven Foster  
The Sign & Graphics Firm, LLC  
14837 Detroit Ave., Ste. 195  
Lakewood, OH 44107

Applicant proposes a non-illuminated projecting sign over the door. (Page 38)

6. Docket No. 03-19-25

**17114 Detroit Ave.  
Dayz & Nite**

- Approve
- Deny
- Defer

Shadi Almikdad  
Neon & Signs  
10505 Berea Rd.  
Cleveland, OH 44102

Applicant proposes an illuminated LED cabinet sign in the sign band. (Page 41)

7. Docket No. 03-20-25

**14239 Detroit Ave.  
Pure Puff Smoke Shop**

- Approve
- Deny
- Defer

Shadi Almikdad  
Neon & Signs  
10505 Berea Rd.  
Cleveland, OH 44102

Applicant proposes three illuminated signs in sign bands with digital graphics. (Page 45)

**ARCHITECTURAL BOARD OF REVIEW**

8. Docket No. 03-21-25

**15431 Edgewater Dr.**

- Approve
- Deny
- Defer

**(R)**

Mark Reinhold  
Mark Reinhold Architect  
1120 Forest Rd.  
Lakewood, OH 44107

Applicant proposes multiple additions on the west elevation of an existing home. (Page 49)

9. Docket No. 03-22-25 (C) 12650 Detroit Ave.  
Lakewood City Hall
- ( ) Approve Luke Kraft  
( ) Deny LVK Design  
( ) Defer 652 West St.  
Wadsworth, OH 44281

Applicant proposes a storage building at the City Hall Service Garage. (Page 91)

10. Docket No. 03-23-25 (C) 1374 W. 117<sup>th</sup> St.  
Norton Industries
- ( ) Approve Kevin Turk  
( ) Deny Ground Works Land Design LLC  
( ) Defer 869 Canterbury Rd., Unit 3  
Westlake, OH 44145

Applicant proposes a garage door resize/install and ramp repair. (Page 98)

## ADJOURN

*"Individuals with disabilities who require accommodations for participation in meetings must request accommodations at least 3 business days ahead of the scheduled meeting. Contact Michelle Nocht at (216) 529-5906 [michelle.nochta@lakewoodoh.gov](mailto:michelle.nochta@lakewoodoh.gov)."*



City of Lakewood  
Board of Building Standards •  
Architectural Board of Review •  
Sign Review Board

P: (216) 529-6630  
F: (216) 529-5907  
planning@lakewoodoh.gov

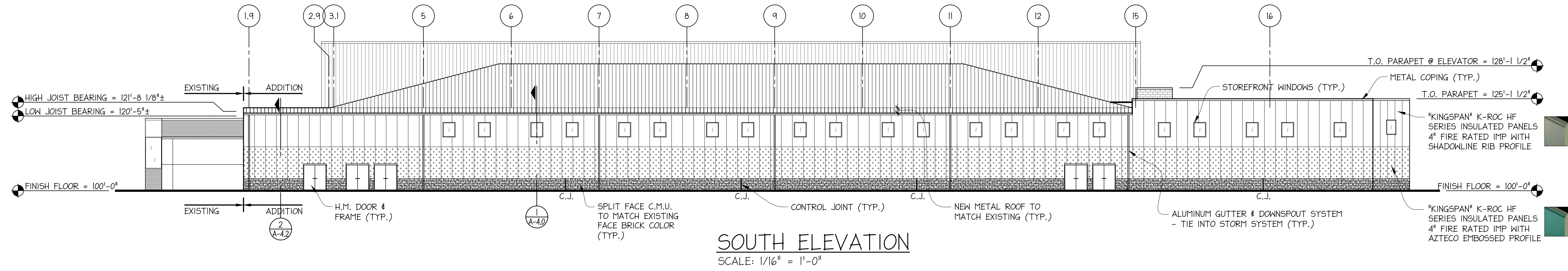
---

Communication Cover Page

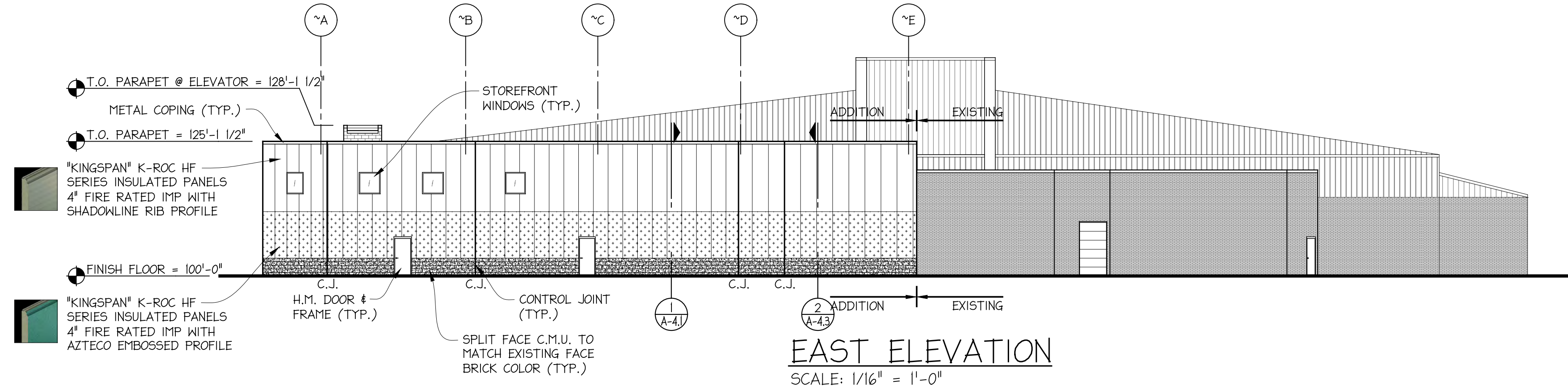
Docket No.: 02-17-25

Permit No.: BBS25-000020

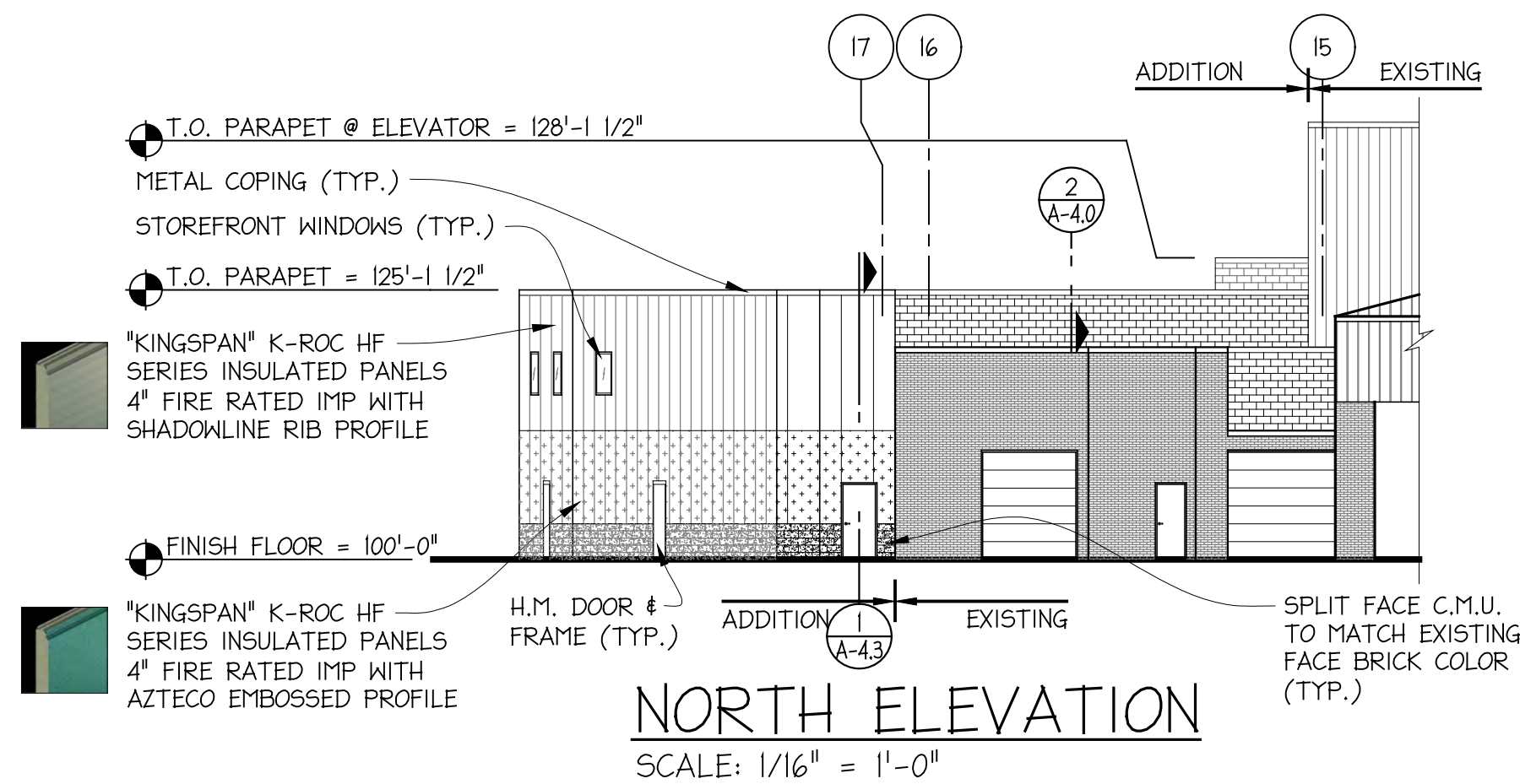
Project: Communication regarding renovation of 14740 Lakewood Heights Blvd., Winterhurst Ice Arena along with an alternate elevation sheet and finished material information.



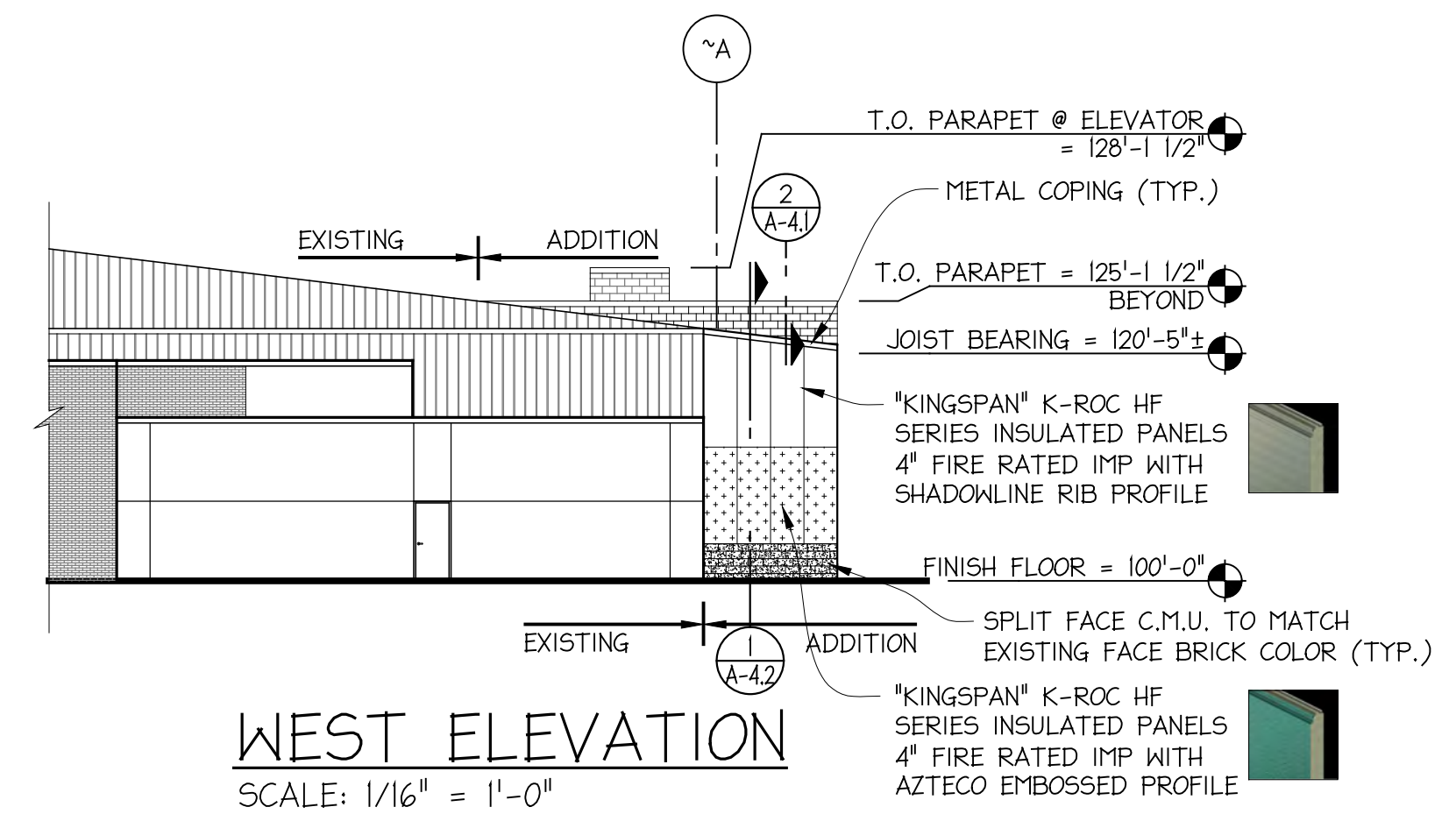
**SOUTH ELEVATION**  
SCALE: 1/16" = 1'-0"



**EAST ELEVATION**  
SCALE: 1/16" = 1'-0"



**NORTH ELEVATION**  
SCALE: 1/16" = 1'-0"



**WEST ELEVATION**  
SCALE: 1/16" = 1'-0"



**ANDRUS ARCHITECTURE**  
11629 NORTHLAND DRIVE - SUITE 200  
ROCKFORD, IL 49341  
PHONE: 616.863.8850  
WWW.ANDRUSARCHITECTURE.COM

**WINTERHURST ICE RINK  
ADDITION & RENOVATION**  
14740 LAKEWOOD HEIGHTS BLVD.  
LAKEWOOD, OH 44107  
ELEVATIONS

DESCRIPTION:  
OWNER REVIEW  
DATE: 01/02/25

PROJECT NO: 23-104  
SHEET: **A-3.0**

THIS DRAWING IS THE SOLE COPYRIGHT PROPERTY OF ANDRUS ARCHITECTURE AND SHALL NOT BE USED OR REPRODUCED WITHOUT WRITTEN CONSENT. ©

# Architectural Masonry Units - Finish Overview -

**SMOOTH FACE** units feature a standard concrete block face texture, only with a tighter finish, and with color pigments and water repellent added. There is no machine treatment to the face. These units provide a flat, monolithic appearance to a building envelope.



**GEMSTONE®** ground face masonry units feature a milled finish that exposes the natural aggregates in the CMU. Then, a heat-polymerized acrylic is factory-applied to enhance the natural beauty of the aggregates.



**GEMSTONE PLUS®** features unit faces ground to expose the natural aggregates. Then, polymer-modified cementitious grout is used to fill the pores of the unit. Next, the unit faces are highly-polished. Finally, a clear satin gloss, heat-polymerized acrylic is factory-applied to enhance the natural beauty of the aggregates.



**TEMPLE STONE®** delivers an appearance similar to Jerusalem Limestone, providing a smooth, flat, relief with concave, craggy elements. This finish, without convex edges that can scratch or scrape against clothing, is perfect for lobbies, hallways or other high-traffic areas.



**RUSTIC FACE** units feature a textured face generated by shotblasting the unit surface, producing a weathered, rustic appearance. Provides a softer look than Gemstone, but a smoother look than Split Face.



**SPLIT FACE** concrete masonry units offer a uniquely textured face where no two units are alike, offering aesthetic depth to building design. After the unit is cured, it is run through a splitting device, fracturing the face aggregates, providing a rough, craggy texture.





Shown: Arctic White & Slate

# Split Face

## ARCHITECTURAL CMU


Split Face CMU are consistently the most popular architectural masonry unit finish because they offer a uniquely textured face and can also be manufactured as a paint-grade product.

Our Split Face units can be used as a load-bearing wall or as a veneer, and it blends well with other architectural block finishes, or even clay brick.

Split Face masonry is thermally efficient, sound absorbent and fire resistant—making it a preferred product in the construction of commercial projects such as theaters, schools and municipal buildings. Manufactured as a normal weight or lightweight unit, it conforms to ASTM C 90 standard specification for load-bearing concrete masonry units.

### **BIM – Revit® Design Files:**

We provide Revit® design files for our common unit shapes & sizes, including the family of finishes and colors—by shape. They are free to download from our website.



950 Smile Way, York, PA 17404  
800.673.2408 | [www.yorkbuilding.com](http://www.yorkbuilding.com)

# Split Face Color Options

## PREMIUM:



Arctic White

Kodiak



Bermuda

Parchment



Camel

Port



Chamois

Putty



Crimson

Saddle



Gingerbread

Sahara



Graphite

Silver



Terracotta

## STANDARD:



Ash

Khaki



Buff

Mojave



Cinnamon

Rust




Claret

Rye



Fieldstone

Salmon



Flint

Tabasco



Glacier

Tuscany



Walnut

## STOCK:



Adobe



Arctic White



Charcoal



Cream



Sandstone



Slate

### Notes:

- Matching Type-S masonry cement is available for all colors shown.
- Due to the limitations of the printing process, colors shown may vary slightly from actual product. Please refer to our color sample box for accurate representation.



Shown: Charcoal

# Gemstone<sup>®</sup>

## GROUND FACE CMU

The natural aggregates in our Gemstone units are brought forth by grinding the face of the unit to a smooth "burnished" finish. Gemstone units are used in both internal and external building applications and are available in veneer or load-bearing sizes.

There are many standard sizes and shapes to select from and a variety of colors that show the natural beauty of the aggregate. Gemstone units conform to ASTM C 90 standard specification for load-bearing concrete masonry units.

### **BIM – Revit<sup>®</sup> Design Files:**

We provide Revit<sup>®</sup> design files for our common unit shapes & sizes, including the family of finishes and colors– by shape. They are free to download from our website.



**YORK BUILDING PRODUCTS**  
A STEWART COMPANY


950 Smile Way, York, PA 17404  
800.673.2408 | [www.yorkbuilding.com](http://www.yorkbuilding.com)

# Gemstone<sup>®</sup> Color Options

## PREMIUM:



## NEUTRAL:



**Notes:**

- Matching Type-S masonry cement is available for all colors shown.
- Due to the limitations of the printing process, colors shown may vary slightly from actual product. Please refer to our color sample box for accurate representation.



Shown: Silver

# Gemstone Plus®

GROUND, FILLED & POLISHED CMU

## More Than Ground Face: Meets ASTM C 744

Gemstone Plus® units are manufactured with resin and inert filler finish to produce a smooth, glossy surface that complies with ASTM C 744 Standard Specification for Prefaced Concrete and Calcium Silicate Masonry Units.

## Ground Face Versus Filled & Polished

The more prevalent "ground/polished/burnished" face units in today's marketplace do not have a resinous face and therefore do not comply with ASTM C 744. Gemstone Plus® units are unique among CMU's. In addition, Gemstone Plus® units comply with ASTM C 90 Standard Specification for Load-bearing Concrete Masonry Units. Whether structural or veneer, exterior or interior, Gemstone Plus® units deliver a unique terrazzo-like appearance with the typical low-maintenance of concrete masonry units.



**YORK** BUILDING PRODUCTS  
A STEWART COMPANY

950 Smile Way, York, PA 17404  
800.673.2408 | [www.yorkbuilding.com](http://www.yorkbuilding.com)

# Gemstone Plus® Color Options

## PREMIUM:



Arctic White

Kodiak



Bermuda

Parchment



Camel

Port



Chamois

Putty



Crimson

Saddle



Gingerbread

Sahara



Graphite

Silver




Terracotta

## NEUTRAL:



Ash

Mineral



Charcoal

Mink



Flint

Mist



Fossil

Oyster



Glacier

Peppercorn



Gunmetal

Shadow



Midnight

Slate



Tundra

### Notes:

- Matching Type-S masonry cement is available for all colors shown.
- Due to the limitations of the printing process, colors shown may vary slightly from actual product. Please refer to our color sample box for accurate representation.

# STAND-OUT FROM THE STREET





CHIPOTLE MEXICAN GRILL | CAMP HILL, PA  
Gemstone® in Graphite




MCDONALD'S | BRICK, NJ  
Split Face in Cream


# PROVIDE SAFE HAVENS TO LE




CHEROKEE LANE ELEMENTARY SCHOOL | ADELPHI, MD  
Split Face In Khaki; Gemstone In Parchment



STEVENS COLLEGE OF TECHNOLOGY | LANCASTER, PA  
Half-High and Regular Gemstone® in Parchment



UNIVERSITY OF TENNESSEE, NEYLAND STADIUM CONCESSIONS AREA | KNOXVILLE, TN  
Half-High Gemstone® in Midnight, Regular Gemstone® in Charcoal



JESSUP ELEMENTARY SCHOOL | JESSUP, MD  
Half-High Gemstone® and Regular Split Face in Chamois

# MAKE A STATEMENT THAT REF



Insulated Panel Systems  
North America

# Product Portfolio

## Systems and Solutions Guide

Wall Panels / Roof Panels / Accessories



POWERED BY  
**QuadCore**<sup>®</sup>  
TECHNOLOGY

  
**Kingspan**<sup>®</sup>

# Contents



## 01

### Kingspan

QuadCore® Technology
Your Global Partner
Products at a Glance
Performance Benefits
Life Cycle Assessment
VOC Testing

## 02

### Wall Panel Systems

4	KS Series Azteco™	22
6	KS Series Shadowline	23
8	KS Series Mini Micro-Rib	24
16	KS Series Micro-Rib	25
20	KS Series Mini-Wave	26
21	KS Vektra™	27
	KS Series Granitstone®	28
	Optimo®	29
	Vale™	30
	K-Roc™ HF Series	32
	KarrierPanel®	34

## 03

### Roof Panel Systems

KingRib® 3 / KingRib® 5	38
KingSeam®	39



# 04

---

## Extrusions & Services

Aluminum Extrusions	40
Testing and Services	41
High Performance Color Coatings Systems	42
Projects	44
Integrated Systems	50

“Together we have the opportunity to make our built environments more energy efficient, attractive, adaptable, environmentally sensitive and productive. The way we build can be more effective and reach higher standards than ever before.


We can make our buildings really work for us; consuming and generating energy smartly to become real investments in our future.”

Gene M. Murtagh, CEO, Kingspan Group.

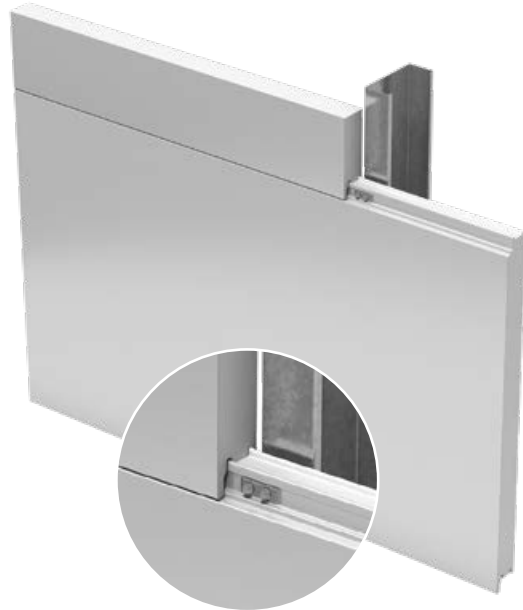
# Products at a Glance

---


## Wall – Vertical and Horizontal Application



KS Granitstone®



Optimo®



Vale™

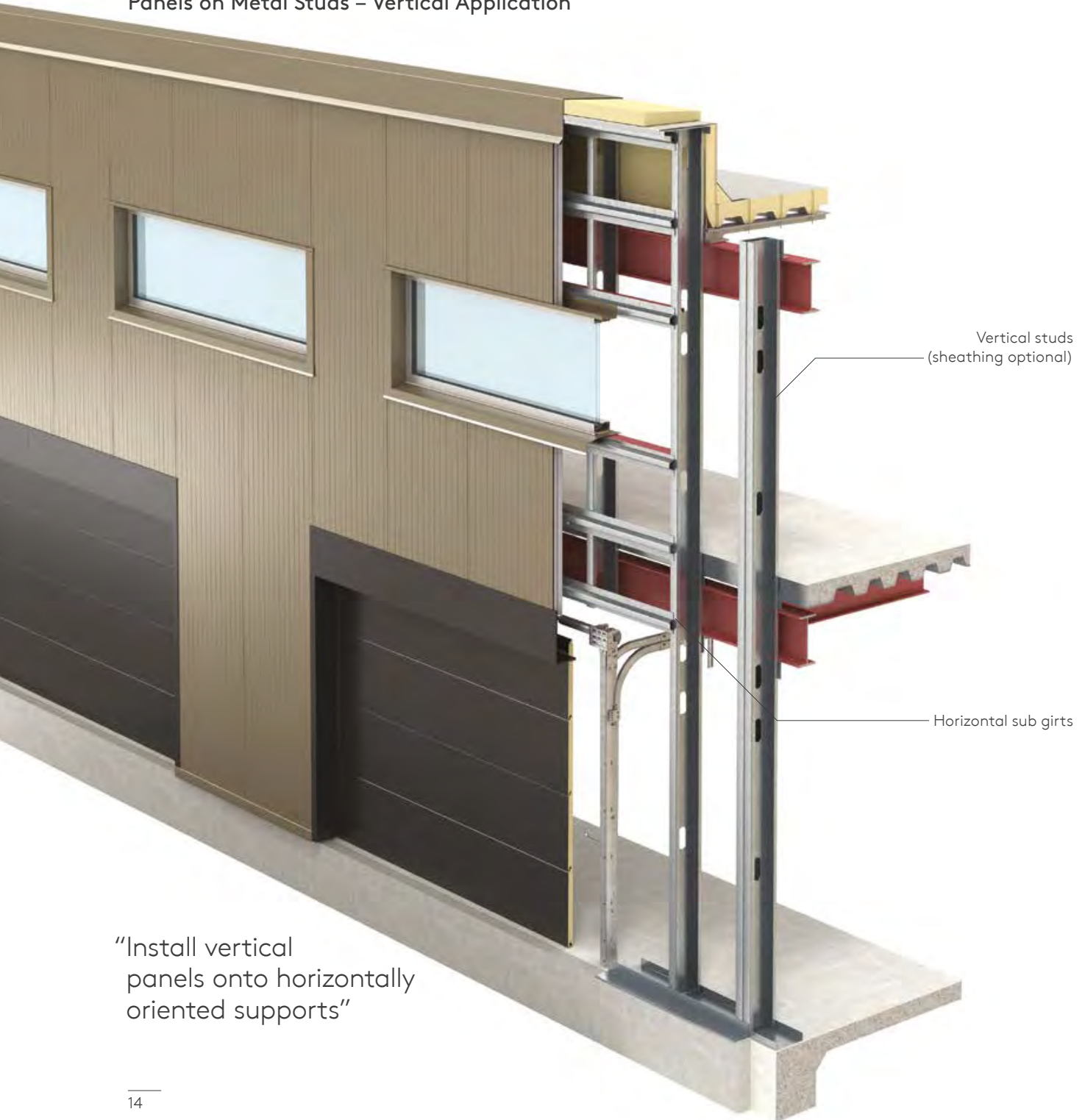


K-Roc HF

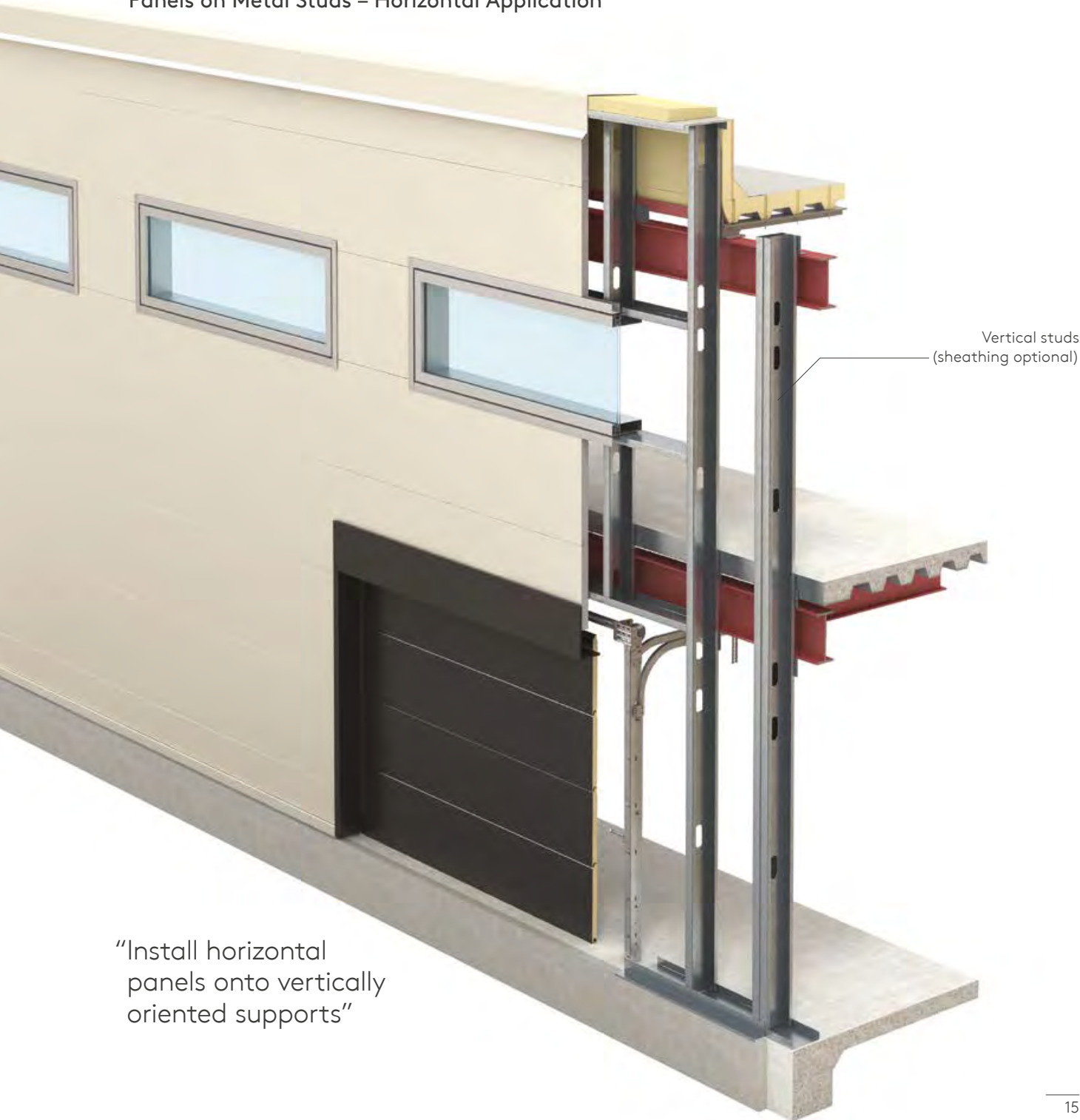
# Products at a Glance

---

## Panels on Metal Studs – Vertical Application



Panels on Metal Studs – Horizontal Application



# K-Roc™ HF Series



For superior fire protection K-Roc HF Series panels are an excellent choice. The 42" cover width of K-Roc HF allows for fast, easy installation.

Note: In certain light duty structures, unique hidden fastener details may be available depending on spans, structural loads and climatic conditions (please contact Kingspan Technical Services for detailed advice prior to specification or bid).

Insulation Core:	Mineral fiber
Profile:	Exterior: Azteco™, Flat, Micro-Rib, Mini Micro-Rib, Shadowline Interior: Shadowline
Embossing:	Exterior: Stucco or non-embossed (Azteco™ profile only available with Azteco™ embossing) Interior: Stucco or non-embossed
Gauge:	See individual panels
Width:	42"
Thickness:	4", 6", 8"
Length:	8' - 48'
Reveal options:	1/8"
Orientation:	Walls: Vertical or horizontal Ceilings
Post fabrication:	N/A
R-value:	4.0 per inch per ASTM C518 @ 75°F mean temperature

**K-Roc HF Azteco™**

Gauge: Exterior: 24, 22 ga  
Interior: 26, 24, 22 ga



Azteco embossing




**K-Roc HF Flat**

Gauge: Exterior: 24, 22 ga  
Interior: 26, 24, 22 ga



**K-Roc HF Micro-Rib**

Gauge: Exterior: 24, 22 ga  
Interior: 26, 24, 22 ga



**K-Roc HF Mini Micro-Rib**

Gauge: Exterior: 24 ga  
Interior: 26, 24, 22 ga



**K-Roc HF Shadowline**

Gauge: Exterior: 26, 24, 22 ga  
Interior: 26, 24, 22 ga



# High Performance Color Coating Systems

---

Kingspan offers a full spectrum of vibrant colors for every color scheme. The high performance coatings provide long-life protection, color and gloss retention.

---

## Kingspan Coating System Options

### Weather XL – Siliconized Modified Polyester (SMP)

WEATHER XL coating systems utilize only ceramic and inorganic pigments offering superior color stability, chalk and fade resistance as well as gloss retention.

### Solid Fluropon® PVDF Colors

Fluropon coatings are durable polyvinylidene coating system containing 70% Kynar or Hylar resins, ceramic and other inorganic pigments. This system provides a powerful chemical bond, superior resistance to ultraviolet radiation resulting in exceptional color retention, resistance to chalking and chemical degradation.

### Mica Fluropon Classic® II PVDF Colors\*\*

The coating system consists of a special primer and a durable color coat containing mica pearlescent flakes.

### Metallic Fluropon Classic® PVDF Colors\*\*

Metallic coatings employ metal flakes in the color coat. The system uses a special primer, a 70% Kynar 500® or Hylar 5000® resin based Fluropon color coat and a clear topcoat, to provide outstanding color and gloss retention, increased abrasion resistance and added protection against atmospheric contaminants.

Inquire about our range of coatings with high Solar Reflectance Index.

---

## Flurothane Coastal PVDF Colors

This is a premium Fluoropolymer (PVDF) system developed for use in the most extreme coastal environments (less than 1500 feet from the coastline). The unique aspect about this system is the innovative thick film primer. This is field-proven and provides a high performance exterior finish delivering outstanding resistance to ultraviolet rays, exceptional color retention and resistance to chalking from salt spray and harsh coastal environments.


## Warranties

Kingspan and their suppliers provide standard coating warranties for up to 20 years.

\*Some colors require clear-coat protection.

\*\*Due to the orientation of aluminum / pearlescent flake pigments during application, the appearance will be directional in nature on metallic coatings.





**Product Benefits**

- A wide range of solid and metallic colors
- Excellent durability and weather performance
- Energy Star® and Cool Roof® options
- Contributes to LEED® credits



Corrosion



Ultraviolet



Chemical  
Attack




Abrasion



Condensation

The appearance of mica and metallic colors may vary from batch to batch due to the variability in the random orientation of mica mineral pigments and metallic flakes used in the manufacturing process. To achieve the best result for your project, thoughtful planning is highly recommended, particularly if the project is phased. Please speak with your Kingspan representative for advice and guidance.

# Projects





Marine Gateway Cineplex  
Vancouver, BC



Northeast Kingdom  
Human Services  
Derby, VT

# Projects

Chappellet Winery  
St. Helena, CA



100 West 125th  
New York, NY



Gulfstream Building 6003  
Savannah, GA





Charter Oak Federal Credit Union  
Waterford, CT



Mattamy Cycling Centre  
Milton, ON

# Projects


SK Innovations Battery America  
Commerce, GA



Carson Wealth Management  
Omaha, NE



Entertainment & Sports Arena  
Washington, DC




Vaulta Self Storage  
Toronto, ON



Insulated Panels  
North America

# High Performance Color Coating Systems

Building Envelope Design Solutions




# Standard Colors


## Sherwin-Williams® WeatherXL™ – Siliconized Modified Polyester (SMP)

WeatherXL™ coating systems utilize ceramic and inorganic pigments offering superior color stability, chalk and fade resistance as well as gloss retention.

### SMP



Driftwood  
 SR:0.55 E:0.86 SRI:64




Sandstone  
 SR:0.49 E:0.86 SRI:56




Surrey Beige  
 SR:0.41 E:0.86 SRI:45

### MP (Modified Polyester)



Imperial White  
 SR:0.62 E:0.86 SRI:74




## Sherwin-Williams® Fluropon® Solid PVDF Colors (Unless otherwise noted as Illumipon™ FEVE\*)

Fluropon® coatings are durable polyvinylidene coating system containing 70% PVDF resins, ceramic and inorganic pigments. This system provides a powerful chemical bond, superior resistance to ultraviolet radiation resulting in exceptional color retention, resistance to chalking and chemical degradation.


### Category 1




Regal White  
 SR:0.70 E:0.86 SRI:85



Ascot White  
 SR:0.69 E:0.85 SRI:83



Bone White  
 SR:0.69 E:0.84 SRI:83




Driftwood  
 SR:0.45 E:0.86 SRI:50




Sandstone  
 SR:0.61 E:0.85 SRI:72



Surrey Beige  
 SR:0.48 E:0.86 SRI:54




### Category 2



Dove Gray  
 SR:0.49 E:0.86 SRI:56



Zinc Gray  
 SR:0.35 E:0.86 SRI:37



Rawhide  
 SR:0.55 E:0.85 SRI:64



Parchment  
 SR:0.53 E:0.85 SRI:61



Rock Tan  
 SR:0.62 E:0.86 SRI:74



Taupestone  
 SR:0.27 E:0.86 SRI:26



Spartan Bronze  
 SR:0.31 E:0.85 SRI:31



Redwood\*  
 SR:0.39 E:0.87 SRI:43



Slate Blue  
 SR:0.28 E:0.85 SRI:27

### Category 3



Colonial Red\*  
 SR:0.33 E:0.87 SRI:35



Evergreen  
 SR:0.26 E:0.85 SRI:24



Regal Blue  
 SR:0.26 E:0.85 SRI:24



Tahoe Blue  
 SR:0.26 E:0.85 SRI:24

#### SR (Solar Reflectivity)

This is the ability of a material to reflect solar energy back into the atmosphere. Rated on a scale from 0 to 1, where 1 is the most reflective.

#### E (Emissivity)

Emissivity is the ability of the material to release absorbed energy back into the atmosphere. Rated on a scale from 0 to 1, where 1 is the most emissive.

#### SRI (Solar Reflective Index)

This is used to determine compliance with LEED® requirements and is calculated according to ASTM E 1980 using values for reflectance and the material's ability to release absorbed energy (emissivity) in medium wind speed conditions. Rated on a scale from 0 to 1, where 1 is the most reflective.

\* Illumipon™ is a FEVE (FluoroEthylene Vinyl Ether) resin-based coating that is highly resistant to weathering, airborne chemicals, acid rain and most cleaning solvents used to remove graffiti. It is a two-coat system that can be formulated in a wide range from low to high gloss.


# Premium Colors

## Sherwin-Williams Fluorpon Classic II - 70% PVDF Mica Colors

The coating system consists of a special primer and a durable color coat containing mica pearlescent flakes. Due to the orientation of aluminum / pearlescent flake pigments during application, the appearance will be directional in nature on metallic coatings.



Silversmith SR:0.53 E:0.79 SRI:59    Zinc SR:0.55 E:0.79 SRI:62    Champagne Pearl SR:0.48 E:0.81 SRI:53    Champagne Bronze SR:0.44 E:0.78 SRI:46    Weathered Zinc SR:0.33 E:0.84 SRI:33    Copper Penny SR:0.48 E:0.84 SRI:54




## Sherwin-Williams Fluorpon Classic - 70% PVDF Metallic Colors

Metallic coatings employ metal flakes in the color coat. The system uses a special primer, a 70% PVDF resin based Fluorpon® color coat and a clear topcoat, to provide outstanding color and gloss retention, increased abrasion resistance and added protection against atmospheric contaminants.



Bright Silver SR:0.55 E:0.85 SRI:64    Rosalind Rose SR:0.32 E:0.88 SRI:34    Champagne Gold SR:0.49 E:0.88 SRI:56    Pewter SR:0.41 E:0.89 SRI:46    Medium Bronze SR:0.15 E:0.89 SRI:12    Dark Bronze SR:0.08 E:0.89 SRI:3



The appearance of mica and metallic colors may vary from batch to batch due to the variability in the random orientation of mica mineral pigments and metallic flakes used in the manufacturing process. To achieve the best result for your project, thoughtful planning is highly recommended, particularly if the project is phased. Please speak with your Kingspan representative for advice and guidance.

# Granitstone®

Granitstone® coatings have an oven-baked epoxy primer and a factory applied finish of an air-dried 100% acrylic bonder with natural silica aggregate, minimum 12 mils dry film thickness, finished to resemble sprayed stucco.

### Granitstone®




Imperial White    Bone White    Sandstone    Parchment    Rawhide

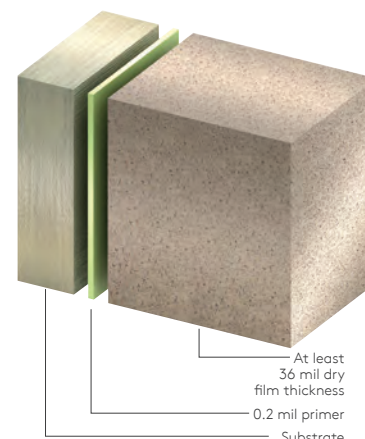



Surrey Beige    Taupestone    Dove Gray

### Granitstone® Quartz



Teton Gray    Foxwood Beige    Dakota Bronze    Cascade Sand    Monterey Gold



---

# Contact Details

---

## USA

DeLand | FL  
877-638-3266

Modesto | CA  
800-377-5110

info.NA@kingspanpanels.com  
[www.kingspanpanels.us](http://www.kingspanpanels.us)

---

## Canada

Caledon | ON  
866-442-3594

Langley | BC  
877-937-6562

info.NA@kingspanpanels.com  
[www.kingspanpanels.ca](http://www.kingspanpanels.ca)



Kingspan offers a full spectrum of vibrant colors for every color scheme. The high performance range by Sherwin-Williams® Coil Coatings provide long-life protection, color and gloss retention. Custom color matching is available to meet individual building designs and creative freedom.

**SHERWIN-WILLIAMS®**  
**Coil Coatings**

Sherwin-Williams®, Fluropon® and WeatherXL™ are trademarks of SWIMC LLC.

For the product offering in other markets please contact your local sales representative or visit our website.

To ensure you are viewing the most recent and accurate product information, please visit [www.kingspanpanels.us](http://www.kingspanpanels.us) or [www.kingspanpanels.ca](http://www.kingspanpanels.ca)

Care has been taken to ensure that the contents of this publication are accurate, but Kingspan Limited and its subsidiary companies do not accept responsibility for errors or for information that is found to be misleading. Suggestions for, or description of, the end use or application of products or methods of working are for information only and Kingspan Limited and its subsidiaries accept no liability in respect thereof.

© Kingspan and the Lion Device are Registered Trademarks of the Kingspan Group plc in the US, Canada and other countries. All rights reserved.  
© Kingspan Insulated Panels Inc.





City of Lakewood  
Board of Building Standards •  
Architectural Board of Review •  
Sign Review Board

P: (216) 529-6630  
F: (216) 529-5907  
planning@lakewoodoh.gov

---

Application Cover Page

Docket No.: 03-18-25

Permit No.: BBS25-000013

Applicant Name: Steven Foster, The Sign & Graphics Firm, LLC

Project Address: 12900 Madison Ave.

Project Name: Lakewood Community Service Center

Project: Applicant proposes a non-illuminated projecting sign over the door.

Signature of consent

I hereby provide my signature for consent on behalf of the owner and tenant of said property for which I am submitting a sign application for review.

A handwritten signature in black ink that reads "Steve Foster". The signature is written in a cursive style with a large, stylized "S" and "F".

Steve Foster

*The Sign & Graphics Firm*

(216) 390-0198





**PROPOSED DIMENSIONAL SIGN**  
(N.T.S.)

NOTE: Renderings are approximate representations of final production. This drawing is CONFIDENTIAL and PROPRIETARY. Use without written permission of The Sign & Graphics Firm is strictly prohibited.

**Steven Foster**  
216.390.0198  
sgfoster09@gmail.com

**THE SIGN & GRAPHICS FIRM**

**BUSINESS NAME:**  
Lakewood Community Services Center

**ADDRESS:**  
12900 Madison Ave.  
Lakewood, OH 44107

**1**  
2-18-25





City of Lakewood  
Board of Building Standards •  
Architectural Board of Review •  
Sign Review Board

P: (216) 529-6630  
F: (216) 529-5907  
planning@lakewoodoh.gov

---

Application Cover Page

Docket No.: 03-19-25

Permit No.: BBS25-000014

Applicant Name: Shadi Almikdad, Neon & Signs

Project Address: 17114 Detroit Ave.

Project Name: Dayz & Nite

Project: Applicant proposes an illuminated LED cabinet sign in the sign band.

# Cleveland Vape

OPEN

FULLY RESTOCKED!!!

THU

OCB  
OPEN

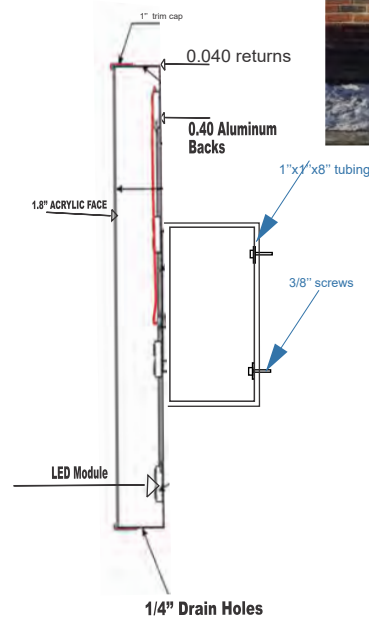
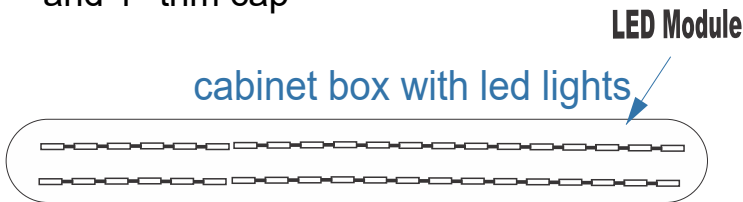
LOW  
PRICES

100%  
PURE  
NICOTINE





led cloud sign mounted to 1"x1"x8" tubing with RGB back lit sign to have 3/16 white plexglass with digital print applied to face  
 0.040 returns 5" deep 1/8" backs and 1" trim cap



**Dayz & Nite**  
 17114 Detroit Ave  
 Lakewood Oh 44107



THIS SIGN SHALL REMAIN THE PROPERTY OF NEON & SIGNS UNTIL FULLY PAID FOR.

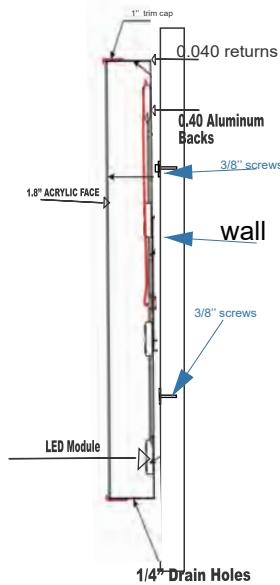
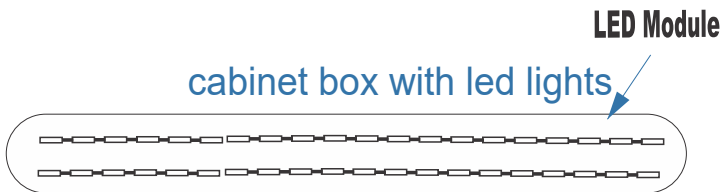
THE INTENT OF THIS DRAWING IS TO SHOW A CONCEPTUAL REPRESENTATION OF THE PROPOSED SIGNAGE. DUE TO VARIATIONS IN PRINTING DEVICES AND SUBSTRATES, THE FINISHED PRODUCT MAY DIFFER SLIGHTLY FROM DRAWING.

ALL INFORMATION CONTAINED ON THIS DRAWING IS CONFIDENTIAL AND PROPRIETARY. IT IS THE SOLE PROPERTY OF NEON AND SIGNS AND IS NOT TO BE REPRODUCED BY ANYONE WITH OUT WRITTEN CONSENT FROM NEON AND SIGNS

SCALE: 1:16 DATE: 12-11-24  
 SALES: Shadi Mikdad



led cloud sign flush mounted  
 sign to have 3/16 white plexglass with digital print  
 applied to face  
 0.040 returns 5" deep 1/8" backs  
 and 1" trim cap



Dayz & Nite  
 17114 Detroit Ave  
 Lakewood Oh 44107

THIS SIGN SHALL REMAIN THE PROPERTY OF NEON & SIGNS UNTIL FULLY PAID FOR.

THE INTENT OF THIS DRAWING IS TO SHOW A CONCEPTUAL REPRESENTATION OF THE PROPOSED SIGNAGE. DUE TO VARIATIONS IN PRINTING DEVICES AND SUBSTRATES, THE FINISHED PRODUCT MAY DIFFER SLIGHTLY FROM DRAWING.

ALL INFORMATION CONTAINED ON THIS DRAWING IS CONFIDENTIAL AND PROPRIETARY. IT IS THE SOLE PROPERTY OF NEON AND SIGNS AND IS NOT TO BE REPRODUCED BY ANYONE WITH OUT WRITTEN CONSENT FROM NEON AND SIGNS

SCALE: 1:16

DATE: 12-11-24

SALES: Shadi Mikdad



City of Lakewood  
Board of Building Standards •  
Architectural Board of Review •  
Sign Review Board

P: (216) 529-6630  
F: (216) 529-5907  
planning@lakewoodoh.gov

---

Application Cover Page

Docket No.: 03-20-25

Permit No.: BBS25-000015


Applicant Name: Shadi Almikdad, Neon & Signs

Project Address: 14239 Detroit Ave.

Project Name: Pure Puff Smoke Shop

Project: Applicant proposes three illuminated signs in sign bands with digital graphics.





13ft w x 26" h

64" w x 26" h

15.5ft w x 26" h

remove existing faces and install new faces as showing with digital graphics applied to face

THIS SIGN SHALL REMAIN THE PROPERTY OF NEON & SIGNS UNTIL FULLY PAID FOR.

THE INTENT OF THIS DRAWING IS TO SHOW A CONCEPTUAL REPRESENTATION OF THE PROPOSED SIGNAGE. DUE TO VARIATIONS IN PRINTING DEVICES AND SUBSTRATES, THE FINISHED PRODUCT MAY DIFFER SLIGHTLY FROM DRAWING.

ALL INFORMATION CONTAINED ON THIS DRAWING IS CONFIDENTIAL AND PROPRIETARY. IT IS THE SOLE PROPERTY OF NEON AND SIGNS AND IS NOT TO BE REPRODUCED BY ANYONE WITH OUT WRITTEN CONSENT FROM NEON AND SIGNS

SCALE: 1:16

DATE: 2-15-25

SALES: Shadi Mikdad



15.5ft w x 26" h

13ft w x 26" h

64" w x 26" h

remove existing faces and install new faces as showing with digital graphics applied to face

THIS SIGN SHALL REMAIN THE PROPERTY OF NEON & SIGNS UNTIL FULLY PAID FOR.

THE INTENT OF THIS DRAWING IS TO SHOW A CONCEPTUAL REPRESENTATION OF THE PROPOSED SIGNAGE. DUE TO VARIATIONS IN PRINTING DEVICES AND SUBSTRATES, THE FINISHED PRODUCT MAY DIFFER SLIGHTLY FROM DRAWING.

ALL INFORMATION CONTAINED ON THIS DRAWING IS CONFIDENTIAL AND PROPRIETARY. IT IS THE SOLE PROPERTY OF NEON AND SIGNS AND IS NOT TO BE REPRODUCED BY ANYONE WITH OUT WRITTEN CONSENT FROM NEON AND SIGNS

SCALE: 1:16

DATE: 2-15-25

SALES: Shadi Mikdad

NEON & SIGNS 10505 BEREA RD CLEVELAND OH 44102 216-390-0818 [NEONSIGNS44111@GMAIL.COM](mailto:NEONSIGNS44111@GMAIL.COM) OR [SHADINEONSIGNS@AOL.COM](mailto:SHADINEONSIGNS@AOL.COM)



City of Lakewood  
Board of Building Standards •  
Architectural Board of Review •  
Sign Review Board

P: (216) 529-6630  
F: (216) 529-5907  
planning@lakewoodoh.gov

---

Application Cover Page

Docket No.: 03-21-25

Permit No.: BBS25-000016

Applicant Name: Mark Reinhold, Mark Reinhold Architect

Project Address: 15431 Edgewater Dr.

Project Name: n/a

Project: Applicant proposes multiple additions on the west elevation of an existing home.

February 19, 2025

This letter allows Mark Reinhold to be the agent and apply for architectural review. We also allow Mark Reinhold to speak in our stead at review meetings as required.

David Williams

A handwritten signature in blue ink, appearing to read "D Williams", with a long horizontal flourish extending to the right.



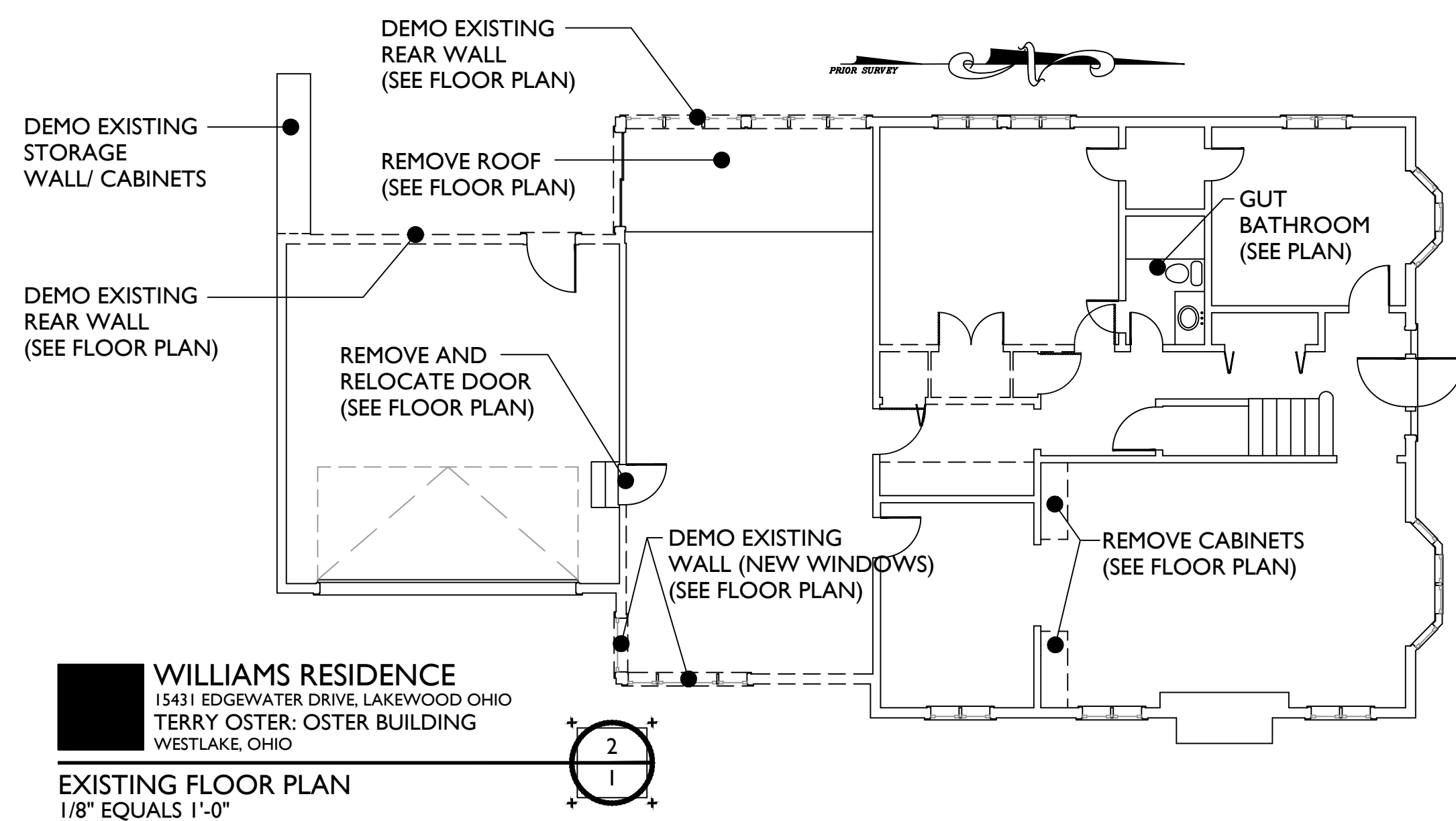


DAVID and MAE WILLIAMS RESIDENCE  
15431 EDGEWATER DRIVE, LAKEWOOD, OHIO 44107

# WILLIAMS ABR REVIEW DRAWINGS

## LIST OF DRAWINGS

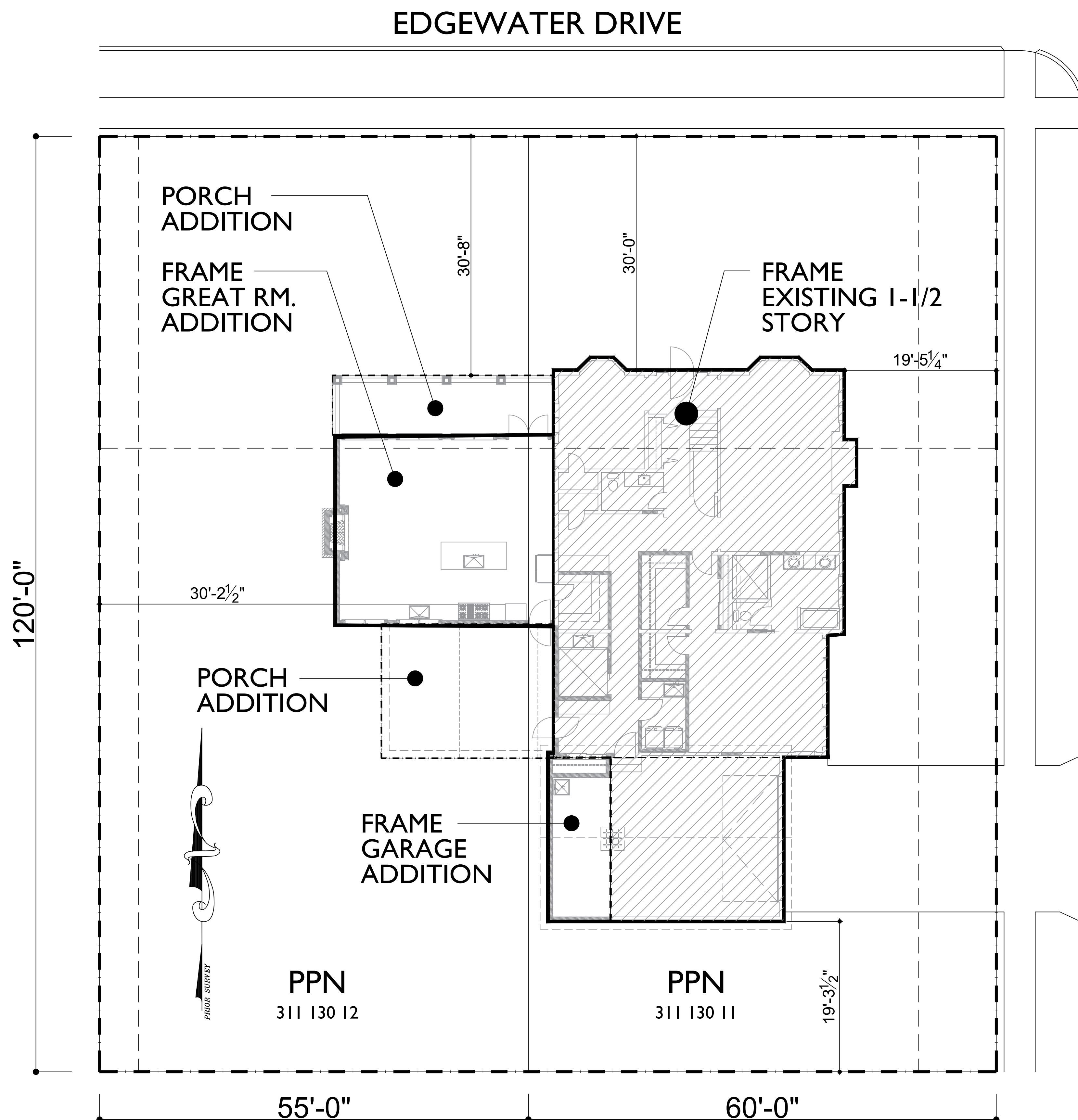
TITLE SHEET, SITE PLAN	1
FLOOR PLAN, FRONT ELEVATION	2
EXTERIOR ELEVATIONS	3



WILLIAMS RESIDENCE  
15431 EDGEWATER DRIVE, LAKEWOOD OHIO  
TERRY OSTER: OSTER BUILDING  
WESTLAKE, OHIO

EXISTING FLOOR PLAN  
1/8" EQUALS 1'-0"

REMOVE ALL WINDOW FOR  
REPLACEMENT WINDOWS

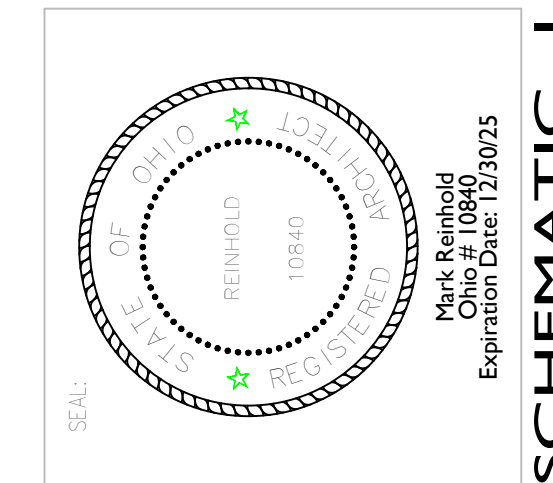


WILLIAMS RESIDENCE  
15431 EDGEWATER DRIVE, LAKEWOOD OHIO  
TERRY OSTER: OSTER BUILDING  
WESTLAKE, OHIO

NORTH ELEVATION (FRONT)  
1/8" EQUALS 1'-0"

EDGEWATER DRIVE

CLIFFDALE AVENUE

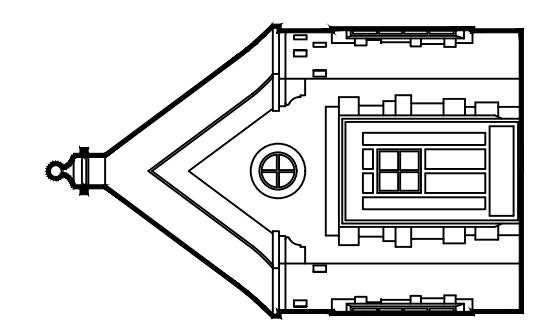


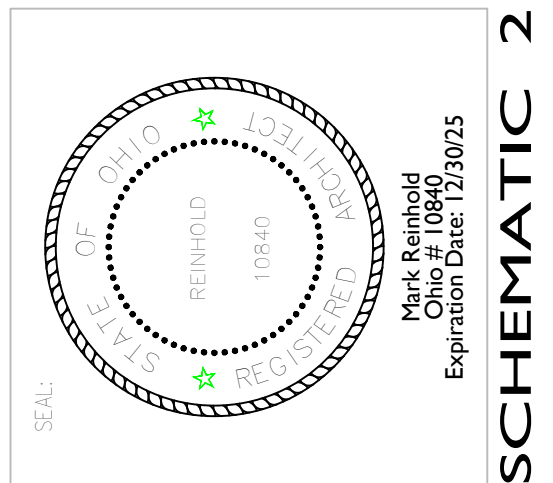
OSTER BUILDING  
02-19-2025  
Mark Reinhold  
Expiration Date: 02/19/2025  
ABR REVIEW

MARK REINHOLD architect 1120 Forest Road, Lakewood, Ohio 44107 (216).906.7097

DAVID and MAE WILLIAMS RESIDENCE 15431 EDGEWATER DRIVE, LAKEWOOD, OHIO 44107

SCHEMATIC 1





OSTER BUILDING  
02-19-2025  
Mark Reinhold  
Expiration Date: 12/31/25  
ABR REVIEW

1120 Forest Road, Lakewood, Ohio 44107 (216).906.7097

MARK REINHOLD architect

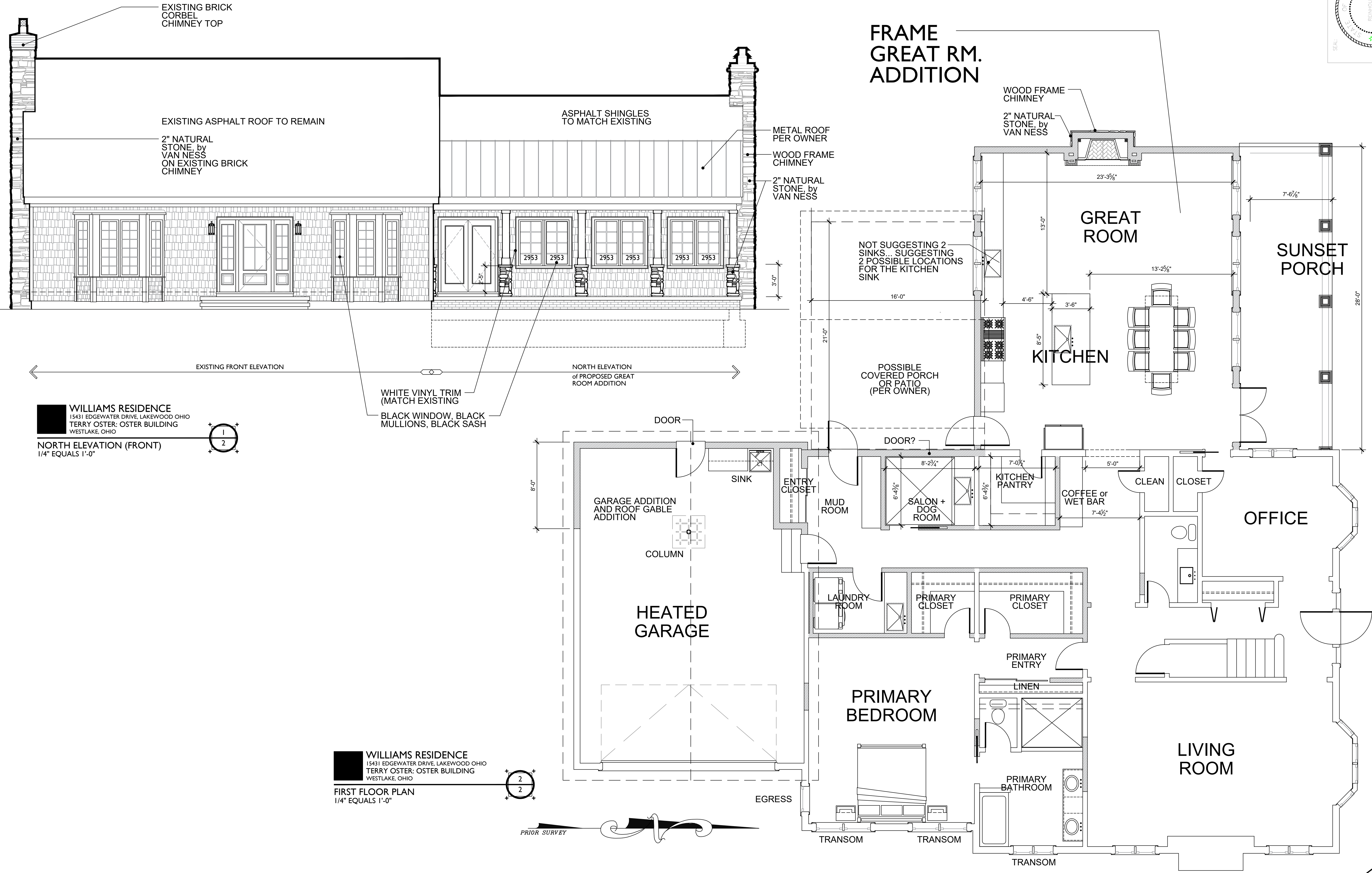


SCHEMATIC 2

15431 EDGEWATER DRIVE, LAKEWOOD, OHIO 44107

DAVID and MAE WILLIAMS RESIDENCE

# FRAME GREAT RM. ADDITION



EXISTING BRICK CORBEL CHIMNEY TOP

EXISTING ASPHALT ROOF TO REMAIN

2" NATURAL STONE, by VAN NESS ON EXISTING BRICK CHIMNEY

ASPHALT SHINGLES TO MATCH EXISTING

METAL ROOF PER OWNER

WOOD FRAME CHIMNEY

2" NATURAL STONE, by VAN NESS

WOOD FRAME CHIMNEY

2" NATURAL STONE, by VAN NESS

GREAT ROOM

SUNSET PORCH

KITCHEN

OFFICE

LIVING ROOM

PRIMARY BEDROOM

HEATED GARAGE

SALON + DOG ROOM

KITCHEN PANTRY

CLEAN CLOSET

CLOSET

COFFEE or WET BAR

MUD ROOM

ENTRY CLOSET

LAUNDRY ROOM

PRIMARY CLOSET

PRIMARY CLOSET

PRIMARY BATHROOM

PRIMARY ENTRY

LINEN

TRANSOM

TRANSOM

TRANSOM

EGRESS

TRANSOM

TRANSOM

TRANSOM

NOT SUGGESTING 2 SINKS... SUGGESTING 2 POSSIBLE LOCATIONS FOR THE KITCHEN SINK

POSSIBLE COVERED PORCH OR PATIO (PER OWNER)

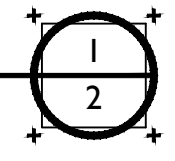
EXISTING FRONT ELEVATION

NORTH ELEVATION of PROPOSED GREAT ROOM ADDITION

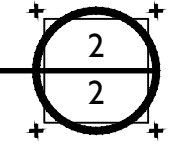
WHITE VINYL TRIM (MATCH EXISTING)

BLACK WINDOW, BLACK MULLIONS, BLACK SASH

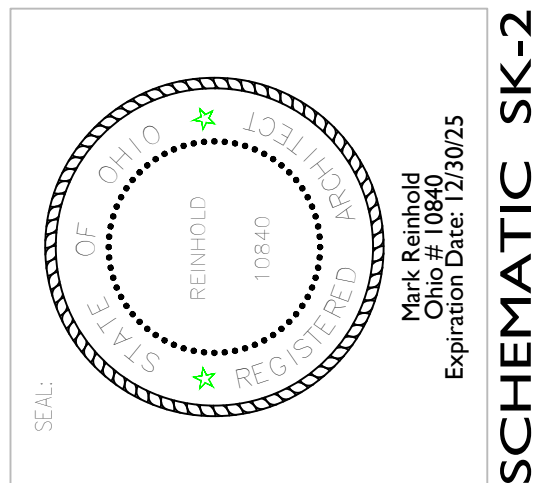
WILLIAMS RESIDENCE  
15431 EDGEWATER DRIVE, LAKEWOOD OHIO  
TERRY OSTER: OSTER BUILDING  
WESTLAKE, OHIO  
NORTH ELEVATION (FRONT)  
1/4" EQUALS 1'-0"



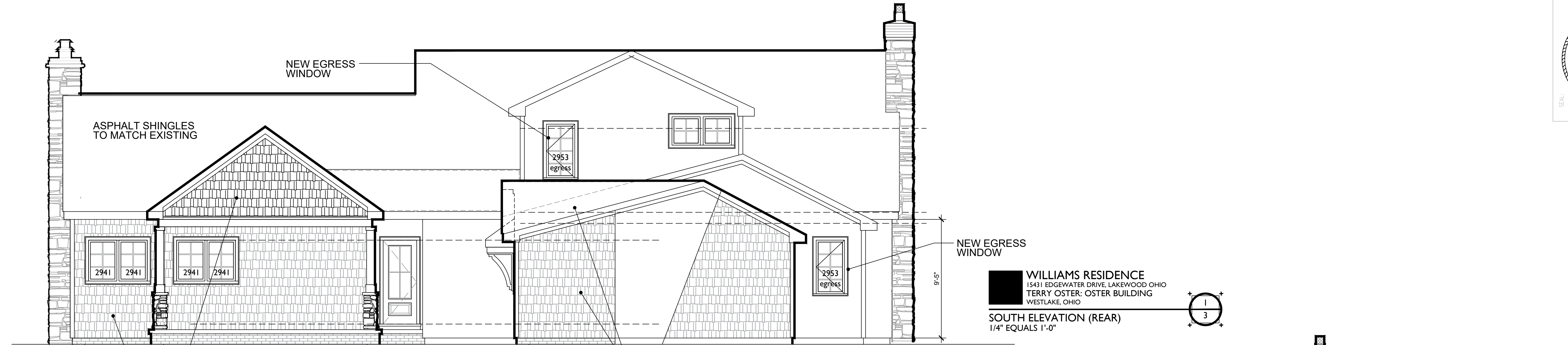
WILLIAMS RESIDENCE  
15431 EDGEWATER DRIVE, LAKEWOOD OHIO  
TERRY OSTER: OSTER BUILDING  
WESTLAKE, OHIO  
FIRST FLOOR PLAN  
1/4" EQUALS 1'-0"



PRIOR SURVEY

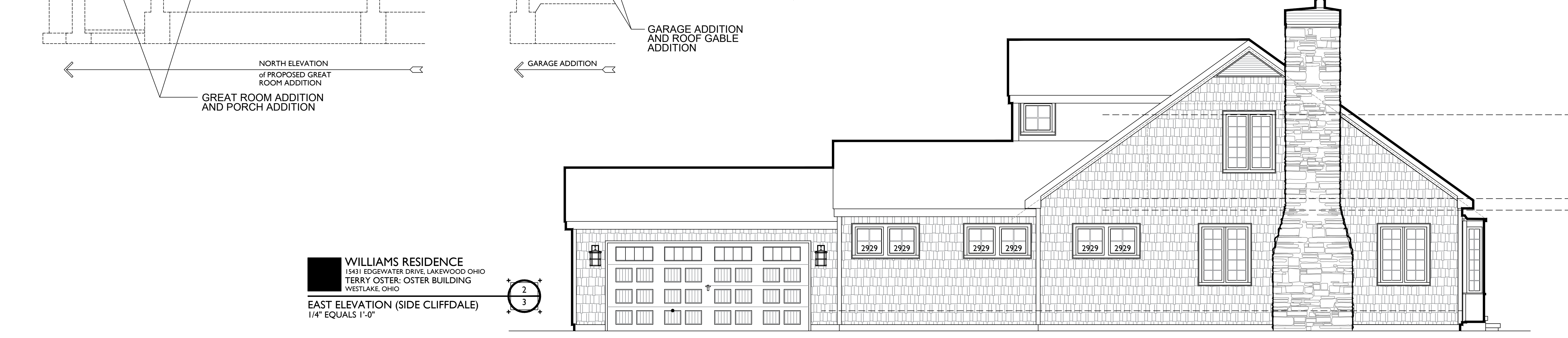


SCHEMATIC SK-2



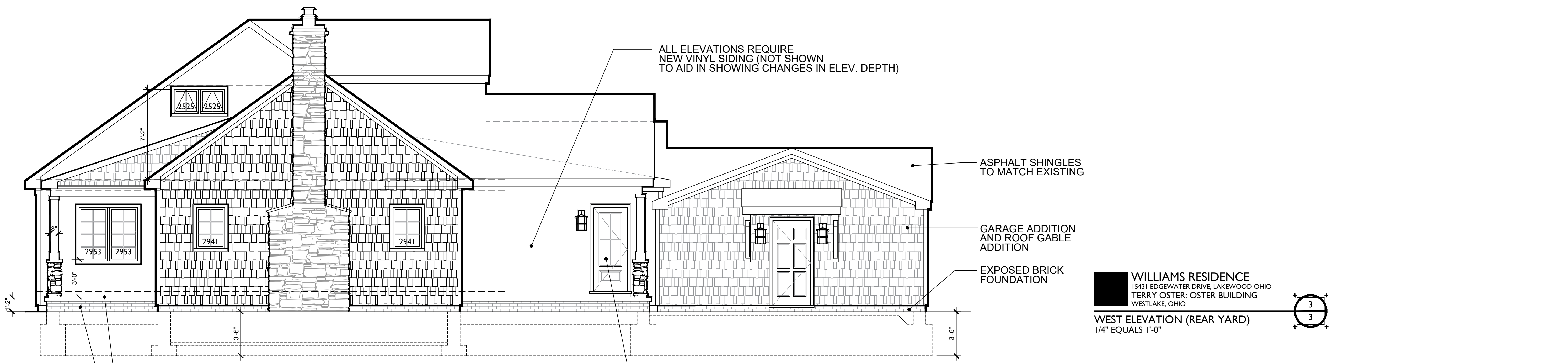
**WILLIAMS RESIDENCE**  
 15431 EDGEWATER DRIVE, LAKEWOOD OHIO  
 TERRY OSTER: OSTER BUILDING  
 WESTLAKE, OHIO

**SOUTH ELEVATION (REAR)**  
 1/4" EQUALS 1'-0"



**WILLIAMS RESIDENCE**  
 15431 EDGEWATER DRIVE, LAKEWOOD OHIO  
 TERRY OSTER: OSTER BUILDING  
 WESTLAKE, OHIO

**EAST ELEVATION (SIDE CLIFFDALE)**  
 1/4" EQUALS 1'-0"



**WILLIAMS RESIDENCE**  
 15431 EDGEWATER DRIVE, LAKEWOOD OHIO  
 TERRY OSTER: OSTER BUILDING  
 WESTLAKE, OHIO

**WEST ELEVATION (REAR YARD)**  
 1/4" EQUALS 1'-0"

ALL ELEVATIONS REQUIRE  
 NEW VINYL SIDING (NOT SHOWN  
 TO AID IN SHOWING CHANGES IN ELEV. DEPTH)

STAMPED CONCRETE  
 PORCH FLOOR  
 EXPOSED BRICK  
 FOUNDATION

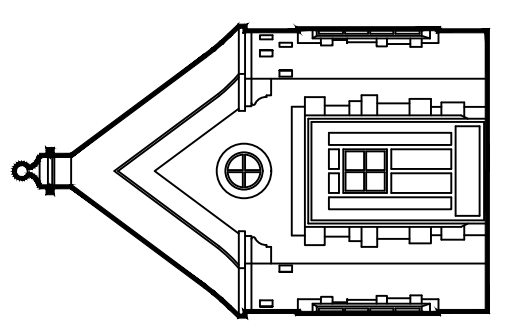
NEW THERMA-TRU  
 PAINTED DOOR

MARK REINHOLD architect 1120 Forest Road, Lakewood, Ohio 44107 (216).906.7097

DAVID and MAE WILLIAMS RESIDENCE 15431 EDGEWATER DRIVE, LAKEWOOD, OHIO 44107

TO BE DETERMINED  
 01-25-2025

SCHEMATIC


















CertainTeed's Cedar

2:21




◀ Mail

ELDORADO  
STONE



# SHADOW ROCK

PRODUCTS / STONE / SHADOW ROCK



## CRESCENT PEAK

EASTERN

 certainteed

SAINT-GOBAIN

# Cedar Impressions<sup>®</sup>

Polymer Shingles and Shakes



Life happens here.<sup>™</sup>

  
SAINT-GOBAIN

# Capture the beautiful impressions of natural cedar.

The eight classic Cedar Impressions styles precisely recreate the timeless appeal of freshly sawn wood using authentic patterns and textures. Combined with the choice of 51 colors, the Cedar Impressions family of shingles and shakes offer exceptional beauty plus versatility to design your home to your distinctive taste.



On cover:


Siding: Cedar Impressions Individual 5" Sawmill Shingles in Driftwood Blend balanced mix.

Trim: Vinyl Carpentry® & Restoration Millwork®.



Siding: Cedar Impressions Double 7" Straight Edge  
Perfection Shingles in Espresso.

Trim: Vinyl Carpentry & Restoration Millwork.



Installing polymer siding is a smart investment, with **one of the highest returns** of any major home remodeling project when it's time to sell.

**94.7%**

Return on investment  
for polymer siding

Source: *Remodeling magazine*  
2023 Cost vs. Value Report



# Make a lasting impression on your home



Lifetime Limited Warranty



Reinforced Nail Slots



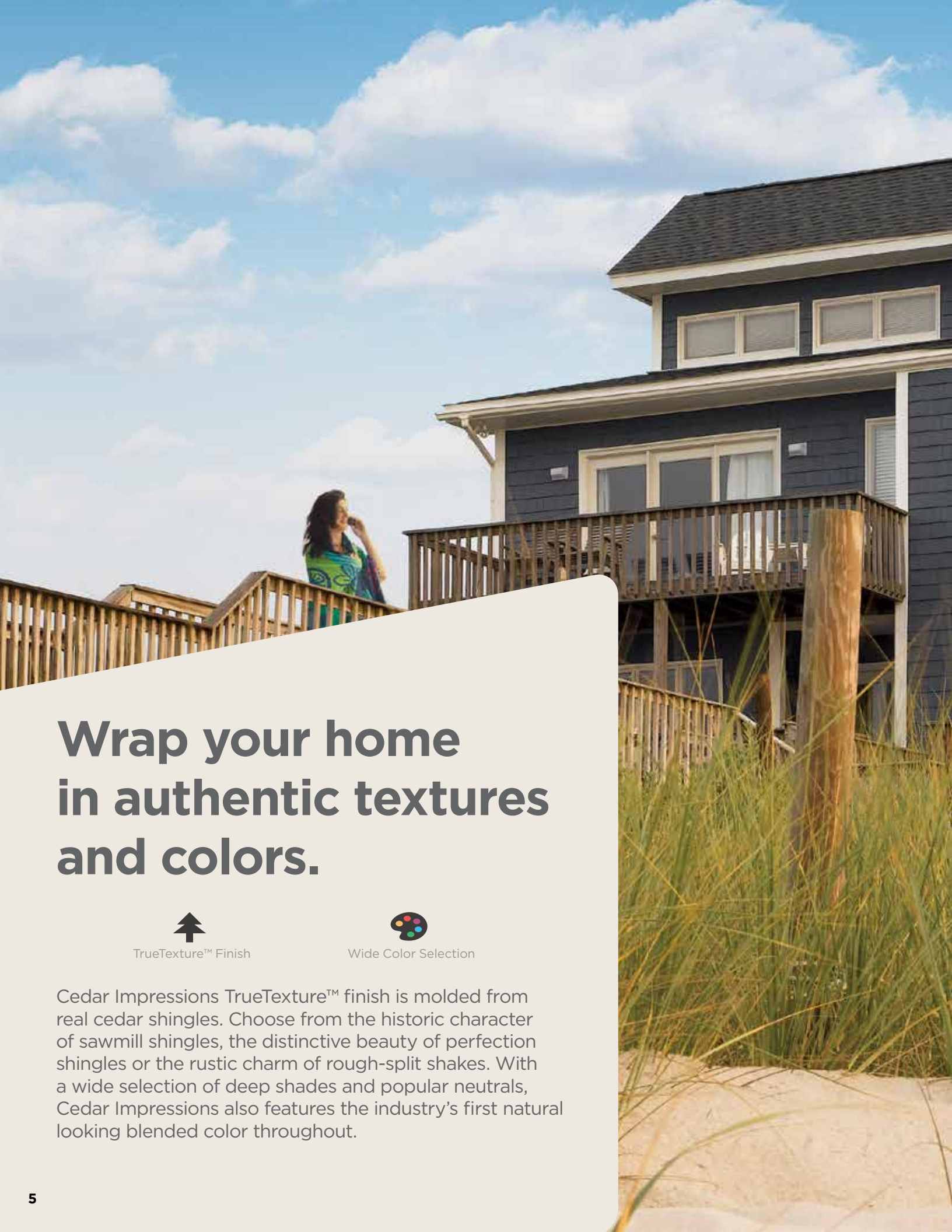
Wind Load Protection

Not all polymer sidings are equal. Cedar Impressions high performance features such as reinforced nail slots, Molded Perimeter Lock™ and HammerTapper™ ensure you enjoy the beauty and performance for many carefree years. In fact, CertainTeed, a building industry leader for over 100 years, offers a lifetime limited warranty on all Cedar Impressions products.



Siding: Cedar Impressions Double 7" Straight Edge Perfection Shingles in Herringbone.

Trim: Vinyl Carpentry® & Restoration Millwork®.



# Wrap your home in authentic textures and colors.



TrueTexture™ Finish



Wide Color Selection

Cedar Impressions TrueTexture™ finish is molded from real cedar shingles. Choose from the historic character of sawmill shingles, the distinctive beauty of perfection shingles or the rustic charm of rough-split shakes. With a wide selection of deep shades and popular neutrals, Cedar Impressions also features the industry's first natural looking blended color throughout.



Curb appeal is an **important consideration** for home buyers when it comes to home exteriors.

Good curb appeal can  
**add**  
**14%**  
to the value  
of your home

Source: *Journal of Real Estate Finance and Economics*

**Siding:** Cedar Impressions Double 7" Straight Edge Perfection Shingles in Pacific Blue.

**Trim:** Vinyl Carpentry® & Restoration Millwork®.

On average, **polymer siding saves time and money** when compared to maintaining other siding options or painted exteriors.\*



**\$5**

polymer siding /  
soap and water

VS



**\$3,500-  
5,000**

other siding / paint

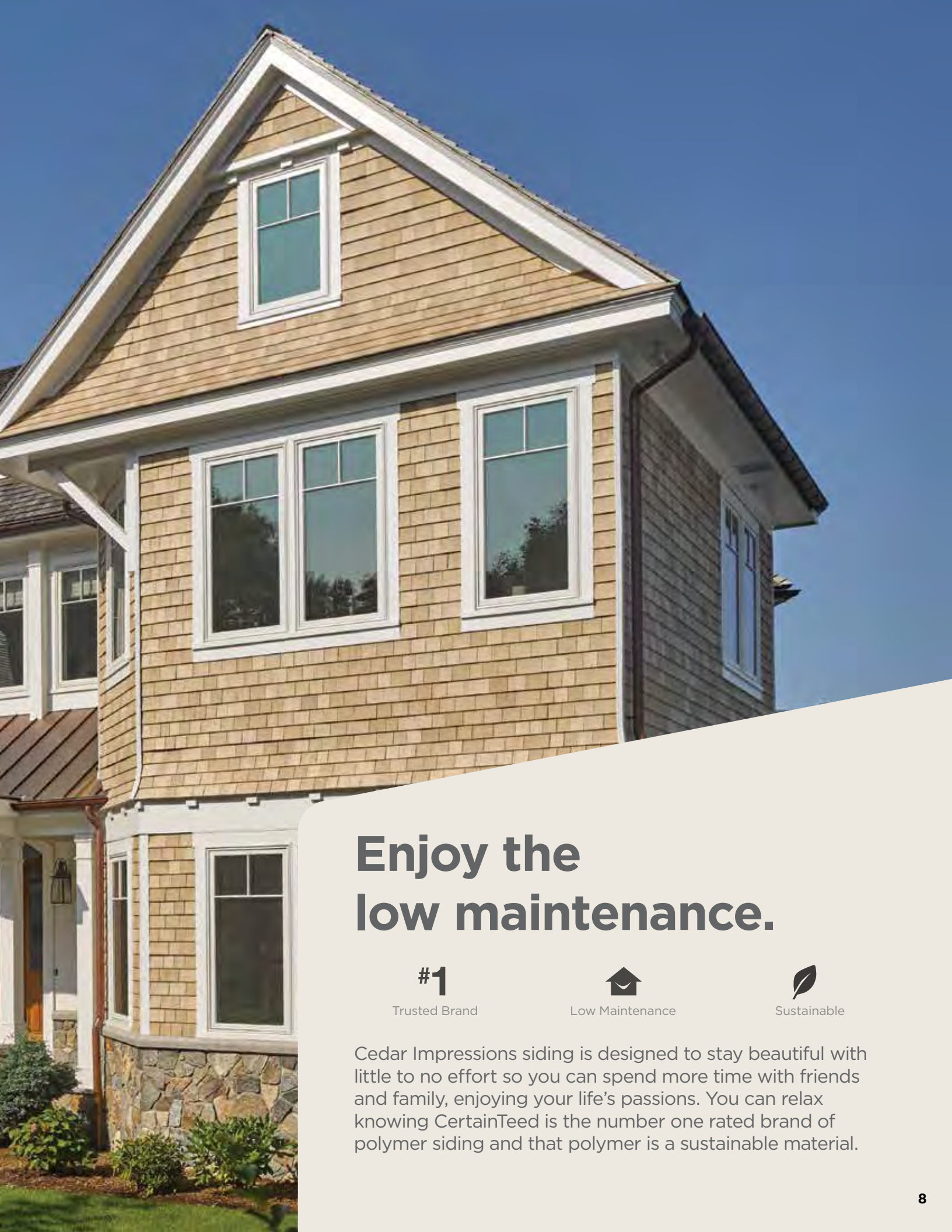
Source: [costhelper.com](http://costhelper.com)

*\*For 3000 sq. ft., multi-story home, professionally painted, with repainting every 8-10 years.*



Siding: Cedar Impressions Individual 5" Sawmill Shingles  
in Natural Blend balanced mix.

7 Trim: Restoration Millwork™



# Enjoy the low maintenance.

#1

Trusted Brand











Low Maintenance






Sustainable

Cedar Impressions siding is designed to stay beautiful with little to no effort so you can spend more time with friends and family, enjoying your life's passions. You can relax knowing CertainTeed is the number one rated brand of polymer siding and that polymer is a sustainable material.








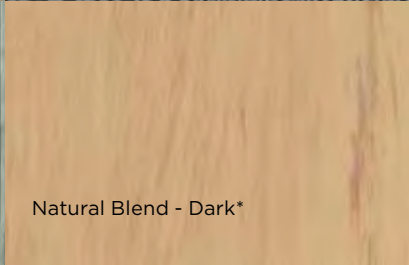


SparrowFlagstoneColonial WhiteEspressoSlateDriftwood Blend - Light\*Cedar Blend\*Bermuda BlueCypressDeep MineralCedar Blend - Light\*Rustic Blend\*

# 51 Colors.

CertainTeed is the industry color leader, that's why Cedar Impressions has such a wide color spectrum. Choose from subtle tones, deep shades or rich Ageless Cedar™ Color Blends\*, all with the highest color fade protection available anywhere. Color it your way. If you need help, check out page 23 for color tools to guide your decision making.

GraystoneNatural Blend - Medium\*Brownstone

\*Premium Colors

Wedgewood BlueMidnight BlueSmoky GraySterling GrayHearthstoneNatural ClayRustic Blend - Medium\*Charcoal GraySnowSpruceSeagrassNatural Blend - Dark\*Sable BrownCedar Blend - Medium\*

# CertainTeed's Cedar Impressions Colors

35 16 51

solids

Ageless Cedar™  
color blends

coordinating  
trim colors

## The Power of Color

Approximately 80% of what we absorb through the senses is visual, and color has the ability to distinctly influence our feelings and emotions in a unique way.

### Interior color decisions are easier than exterior color decisions

60%

consumers are highly confident in picking interior colors

40%

consumers are highly confident in picking exterior colors

### When making exterior color decisions...

50% say "I trust my own visual instincts, my #1 influence."

40% say "Magazines, TV shows and design websites are one of my biggest influences."

10% say "Neighbors, contractors, architects and other sources are influences."

### Today's intelligent homeowners

- Understand that colors must work with neighborhood style and architectural style of the home
- Want small "pops" of color to lend personality and exhibit their style
- Want color coordination with hardscapes and landscapes
- Want to stand out "tastefully"
- Seek a "cohesive character" for their home, **but are often perplexed on how to achieve it**

### Choosing your color should be fun,

not intimidating. See pages 23-24 for helpful guidelines.

Natural Blend - Light\*

Cedar Blend - Dark\*

Driftwood Blend - Dark\*

Desert Tan

Savannah Wicker

Rustic Blend - Light\*

Castle Stone

Natural Blend\*

Heritage Cream

Forest

Autumn Red

Herringbone

Mountain Cedar

Buckskin

Driftwood Blend - Medium\*

Driftwood Blend\*

Weathered Wood

Melrose

Rustic Blend - Dark\*

Tuxedo

Pacific Blue

Granite Gray

# Ageless Cedar™

Make time stand still.

## FRESHLY CUT WHITE CEDAR

With the bright appearance of freshly cut white cedar, CertainTeed Natural Blend shingles are as close to nature as you can get.



LIGHT

MEDIUM

DARK

SINGLE 7"  
STRAIGHT EDGE  
PERFECTION  
SHINGLES

### Natural Blend

0 YEARS

1

2

## FRESHLY CUT RED CEDAR

Through Ageless Cedar color technology, CertainTeed Cedar Blend shingles provides the deep, warm tones of freshly cut red cedar.



### Cedar Blend

LIGHT

MEDIUM

DARK

INDIVIDUAL 5" SAWMILL SHINGLES

SINGLE 7"  
STRAIGHT EDGE  
PERFECTION  
SHINGLES


# 16 Color Blends\*

CertainTeed's innovative Ageless Cedar Color Blends capture the appearance of natural Eastern White Cedar and Western Red Cedar at various life stages. They also enable the selection of unique, random color patterns for one-of-a-kind exterior designs. CertainTeed's Ageless Cedar Color Blends make time stand still, assuring that the shades and patterns chosen today will remain fresh and beautiful for a lifetime.

\*Premium Colors

## AGED WHITE CEDAR

CertainTeed's Driftwood Blend shingles provide the look of aged white cedar at its most beautiful stage.



### Driftwood Blend

3


4+

## AGED RED CEDAR

CertainTeed Rustic Blend shingles capture the seasoned look of red cedar with a consistent weathering pattern that will not change over time.



### Rustic Blend



# Sawmill Shingles


Cedar Impressions Sawmill Shingles have molded textures and patterns that replicate the effect of saw blades on real cedar. This texture is reminiscent of cedar cut at sawmills from the earliest years of European settlement throughout New England.



Sawmill Texture

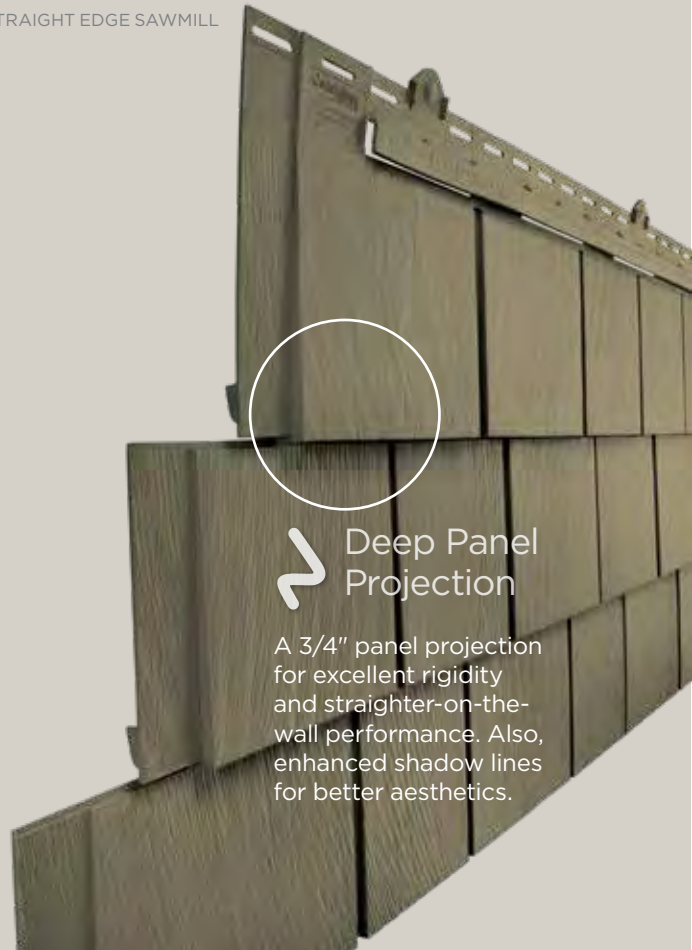
## 7 Shingle widths

All Cedar Impressions Individual 5" Sawmill Shingles come in seven different widths which allow for random installation and one-of-a-kind designs.



INDIVIDUAL 5" SAWMILL

5" STRAIGHT EDGE SAWMILL



Deep Panel Projection

A 3/4" panel projection for excellent rigidity and straighter-on-the-wall performance. Also, enhanced shadow lines for better aesthetics.

Individual 5" Sawmill Shingles

Rustic Blend Balanced Mix

Triple 5" Straight Edge Sawmill Shingles

Sterling Gray






Siding: Cedar Impressions Individual 5" Sawmill Shingles  
in Cedar Blend balanced mix.


Trim: Restoration Millwork®.

# Perfection Shingles

Cedar Impressions Perfection Shingles reflects a style once reserved for the finest homes. Clean edges and smooth lines complement the quiet beauty of the natural wood textures. With a straight edge design, perfection shingles create a more refined look.

DOUBLE 7" STRAIGHT EDGE PERFECTION



 **Molded Perimeter Lock**

A full panel lock for a more secure and long-lasting installation


DOUBLE 7" STAGGERED EDGE PERFECTION




 **Fastner Indicators**

for easier and faster installation

SINGLE 7" STRAIGHT EDGE PERFECTION



 **Deep Panel Projection**

A 3/4" panel projection for excellent rigidity and straighter-on-the-wall performance. Also, enhanced shadow lines for better aesthetics.

Double 7" Straight Edge Perfection Shingles




Spruce

Double 7" Staggered Perfection Shingles



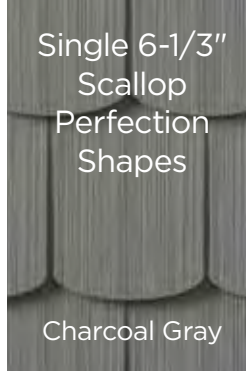
Pacific Blue

Single 7" Straight Edge Perfection Shingles



Cedar Blend

Single 6-1/3" Scallop Perfection Shapes



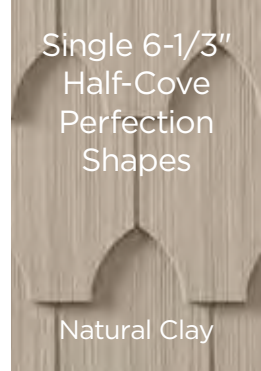
Charcoal Gray

Single 6-1/3" Octagon Perfection Shapes



Autumn Red

Single 6-1/3" Half-Cove Perfection Shapes



Natural Clay

BR	ME	AR	TUX	SL	ES
SB	SPA	HS	SPR	F	MB
DEM	PB	WB	FS	SMG	CG
CS	GG	GST	SG	BB	SEA
CYP	HB	DT	WW	NC	SW
HC	SN	CW			

AR	MC	SB	SPA	HS
SPR	F	PB	FS	CG
GG	GST	SG	SEA	CYP
HB	DT	NC	SW	HC

NB	DB	CB	RB	SB
HS	PB	FS	CG	GG
SG	SEA	CYP	NC	SW
CW				

AR	PB	CG	SG	CYP
NC	SW	CW		

AR	PB	CG	SG	NC
CW				

PB	SG	NC	CW
----	----	----	----



Siding: Cedar Impressions Double 7" Straight Edge  
Perfection Shingles in Seagrass.

Trim: Vinyl Carpentry® & Restoration Millwork®.

# Rough-Split Shakes

Reminiscent of the days when cedar shakes were split by hand, Cedar Impressions Rough-Split Shakes dress a home in a rustic style that enhances a home's natural charm. The wood textures are deeper and more visible.

## 7" Straight Edge Rough-Split Shakes

Sable Brown

AR MC SB SPA HS SPR F PB FS CG GG SG NC SW BS CW

## 9" Staggered Rough-Split Shakes

Spruce

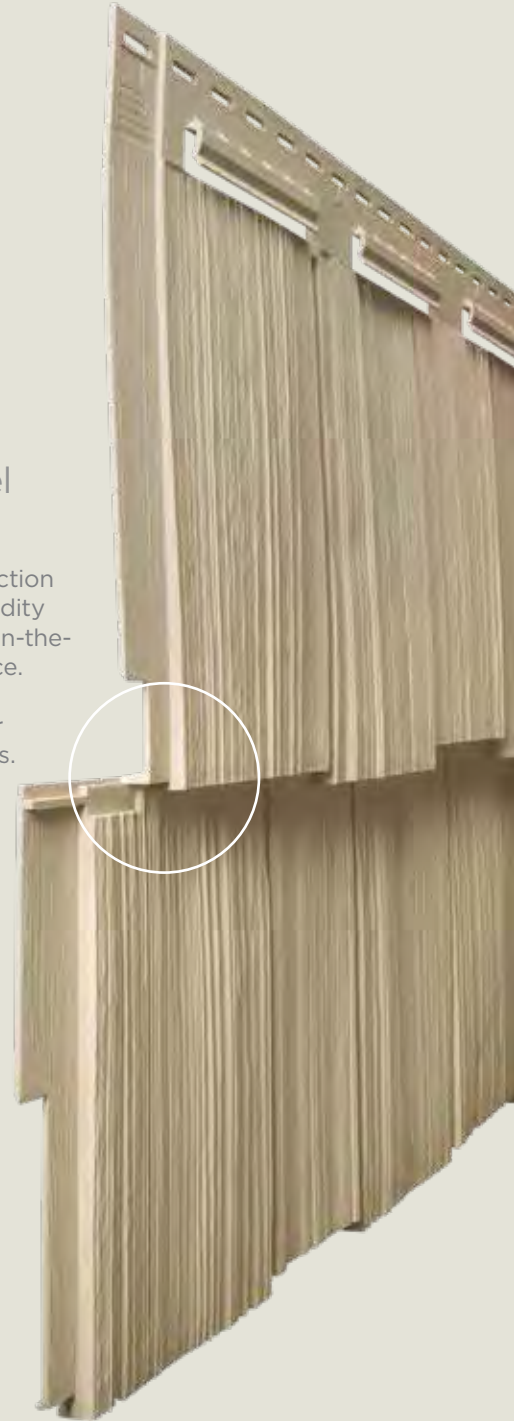
AR MC SB HS SPR F PB FS CG GG SG NC SW BS CW

## 9" STAGGERED ROUGH-SPLIT



### Deep Panel Projection

A 1" panel projection for excellent rigidity and straighter-on-the-wall performance. Also, enhanced shadow lines for better aesthetics.





Siding: Cedar Impressions Double 9" Staggered  
Rough-Split Shakes in Hearthstone.

Trim: Vinyl Carpentry® & Restoration Millwork®.

# Maximum character. Minimum care.



Low Maintenance



A home sided with natural cedar shingles has a character all its own. But, this character comes with a price for upkeep. Continual expenditures of time and money will be necessary as wood ages and weathers. With Cedar Impressions Shingles and Shakes maximum character is maintained with minimum care, retaining consistent color and resisting mold and mildew.

## Better than wood.

### REAL CEDAR SHINGLES WEATHER

A home's exterior walls will be affected by weather patterns coming from the north, south, east or west. This can cause cedar shingles to weather inconsistently from one side of a home to another.

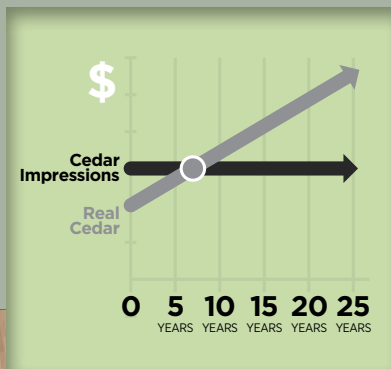
### REAL CEDAR SHINGLES REQUIRE MAINTENANCE

Real cedar shingles must be stained or bleached to prevent discoloration. These treatments will need to be repeated over time. Cedar Impressions stays beautiful and consistent in color on all sides of the home and without continual maintenance.



## Lower Cost

Natural cedar is one of the most expensive siding materials and is costly to maintain and repair. Cedar Impressions offers an alternative that requires very little maintenance, significantly reducing long-term costs.



## Higher Durability

Over time, the effects of weather and age can cause wood to split, warp, buckle, crack and rot. Cedar Impressions is engineered to retain its like-new appearance and outstanding durability for years to come.



## Pest-Free

Wood is a natural attraction for insects and other pests that can cause damage to cedar siding and become a nuisance around the home. Cedar Impressions offers a solution to this problem.



**CEDAR IMPRESSIONS SHINGLES RETAIN  
CONSISTENT COLOR AND RESIST MOLD AND MILDEW.**

# Cedar Impressions is better...

## ...for lasting quality.

The Cedar Impressions family of shingles and shakes is built to last. Extra thick siding panels have reinforced nail slots and molded locks to allow seamless and secure connections that withstand hurricane force winds. Ribs on the back of panels and shingles protect against warping, cupping or distortion. All Cedar Impressions products are manufactured from high-quality polymer materials in the U.S.A.



Reinforced nail slots for durability



CertiLock™ continuous hanger for secure connection



PanelThermometer™ to ensure precise installation

## ...for color availability.

Product Type	Natural Blend*	Driftwood Blend*	Cedar Blend*	Rustic Blend*	Natural Blend - Light*	Natural Blend - Med.*	Natural Blend - Dark*	Driftwood Blend - L.*	Driftwood Blend - M.*	Driftwood Blend - D.*	Cedar Blend - Light*	Cedar Blend - Med.*	Cedar Blend - Dark*	Rustic Blend - Light*	Rustic Blend - Med.*	Rustic Blend - Dark*	Brownstone	Melrose	Autumn Red	Mountain Cedar	Tuxedo	Slate	
Individual 5" Sawmill Shingles					•	•	•	•	•	•	•	•	•	•	•								
T5" Sawmill Shingles																	•						•
D7" Straight Edge Perfection Shingles																	•	•				•	•
D7" Staggered Perfection Shingles																							
S7" Straight Edge Perfection Shingles	•	•	•	•																			
S6-1/3" Scallop Perfection Shapes																							
S6-1/3" Octagon Perfection Shapes																							
S6-1/3" Half-Cove Perfection Shapes																							
D7" Straight Edge Rough-Split Shakes																							
D9" Staggered Rough-Split Shakes																							

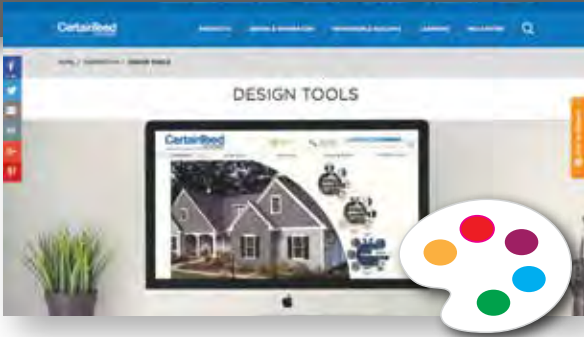
► Consistent variegated color throughout the panel

\*Premium Colors

Note: Colors throughout this brochure are simulated. Consult product samples before making final selection.



# We can help



**Color and Design Tools**  
colorview.certainteed.com

What is your color and design comfort level?

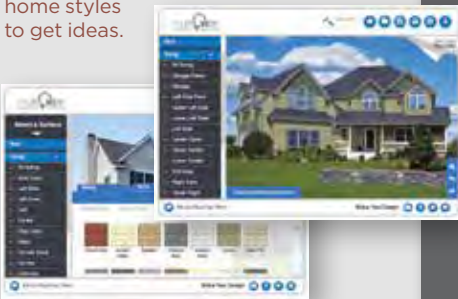
## NOVICE

You are not sure about colors and are not sure where to start.



### Online

Mix and match colors and styles on a wide variety of pre-populated home styles to get ideas.



## INTERMEDIATE

You understand color and enjoy experimenting with color combinations but aren't exactly sure which color direction you want to go.



### DIY

Immediately begin designing by uploading a project picture and quickly mix and match products on your own project.



## EXPERT

You already know what colors you want to use, but would like to see how the products available in your color theme will look together on your home.



### Pro

Have a photo of your home professionally masked in a few days so you can visualize in ColorView tool.



## ColorCoach™

Gives you a virtual swatchbook to get started.



# with your decisions.

## Want More Ideas?

### No Place Like Home Brochure

This brochure helps inspire ideas (pub. no. 04-00-78-US-EN).

Go online for the PDF version or call 800-782-8777 for the brochure.



**1** Look for color palette ideas in your surroundings, including landscaping, trees and gardens in your neighborhood and the larger area where you live. The colors you pick for your interior walls can also influence your exterior walls.



**2** You may be inspired by your neighbors' color schemes, but it is a good idea to avoid copying them exactly and best to create your own unique combination that sets your home apart. In most cases, you want your home to fit in but not clash with nearby buildings.



**3** You need to first consider the appearance of any features on the home that will remain unchanged and harmonize your siding color with them. This includes roofing, masonry, stone, stairways, doors, etc.



**4** If your home's architectural style is very distinct (Colonial, Greek Revival, etc.) you will get best results if your color selection and treatment complements its original design.

## Connect.



[facebook.com/CertainTeed](https://facebook.com/CertainTeed)



[youtube.com/certainteedsaintgobain](https://youtube.com/certainteedsaintgobain)



[instagram.com/certainteed](https://instagram.com/certainteed)



[certainteed.com/about-us/newsroom](https://certainteed.com/about-us/newsroom)

## Find a Professional.

The help of a qualified professional can ensure long-lasting performance on your siding installation. Visit [www.certainteed.com](http://www.certainteed.com) and simply click the "Find a Pro" button on the top of the home page. You can then search by zip code, product and distance from your home.

OR call:

**800-782-8777**






Siding: Cedar Impressions Double 9" Staggered Rough-Split Shakes in Spruce.




Siding: Cedar Impressions Double 7" Straight Edge Perfection Shingles in Flagstone.



Siding: Cedar Impressions Double 7" Straight Edge Rough-Split Shakes in Mountain Cedar and Restoration Classic™ Triple 3" in Cypress.



Siding: Cedar Impressions Individual 5" Sawmill Shingles in Rustic Blend dark mix.



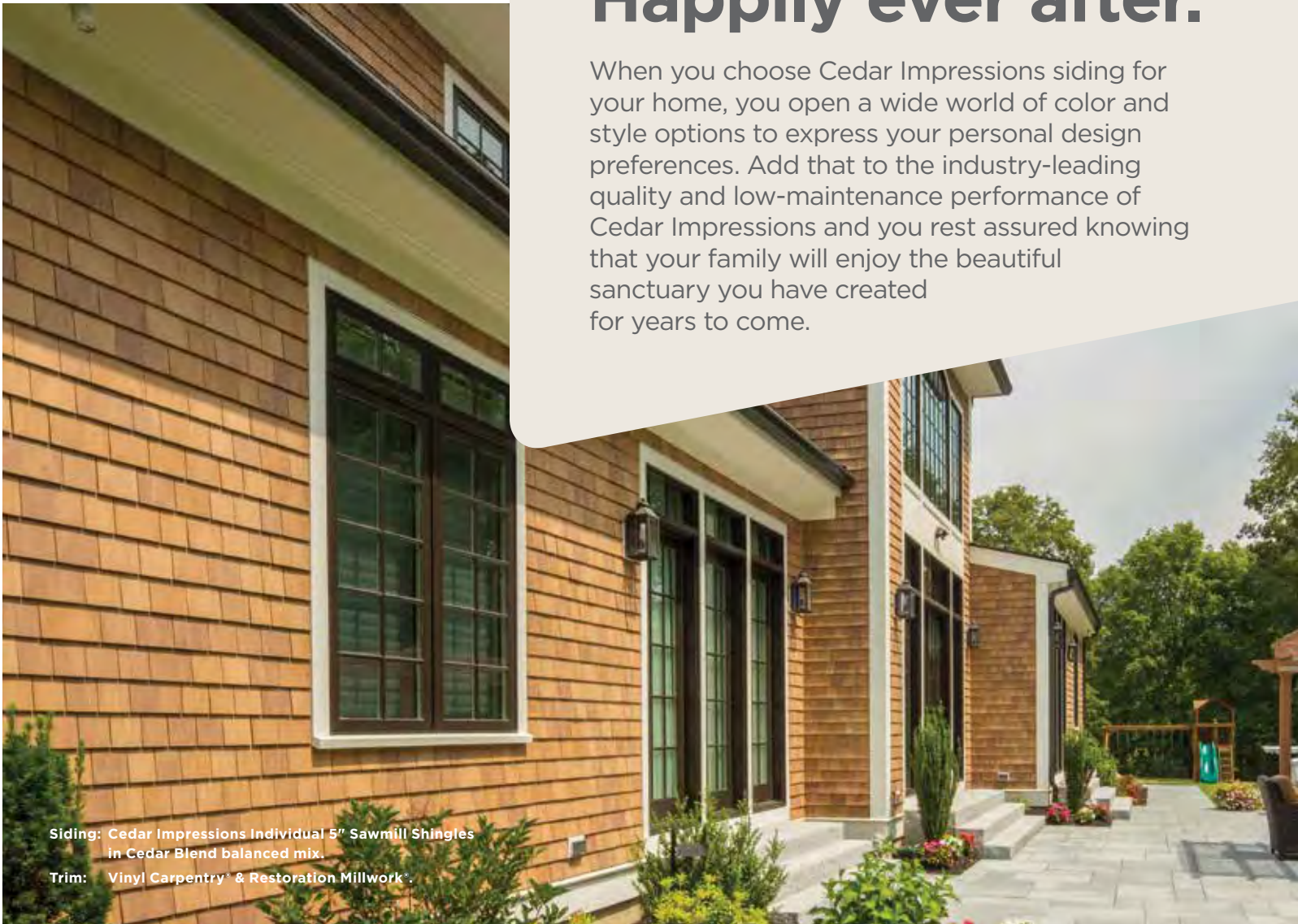
Siding: Cedar Impressions Double 7" Straight Edge Perfection Shingles and Single 6-1/3" Octagon Perfection Shapes in Charcoal Gray.



Siding: Cedar Impressions Triple 5" Sawmill Shingles in Sterling Gray.

## Happily ever after.

When you choose Cedar Impressions siding for your home, you open a wide world of color and style options to express your personal design preferences. Add that to the industry-leading quality and low-maintenance performance of Cedar Impressions and you rest assured knowing that your family will enjoy the beautiful sanctuary you have created for years to come.





Siding: Cedar Impressions Individual 5" Sawmill Shingles in Cedar Blend balanced mix.

Trim: Vinyl Carpentry & Restoration Millwork.

# CertainTeed products are designed to work together and complement each other in color and style to give your home a beautiful finished look.

Polymer Shakes and Shingles

Roofing and  
Ventilation





Vinyl Siding

Housewrap




Insulated  
Siding

Stone



Vinyl &  
metal  
soffit

Vinyl  
Carpentry®  
Trim



PVC Exterior Trim  
and Beadboard



Composite Siding



Metal Siding



**CertainTeed**

Ceilings • Gypsum • Insulation • Roofing • Siding • Trim

20 Moores Road, Malvern, PA 19355 | 800-233-8990 | [certainteed.com](http://certainteed.com)

©01/25 CertainTeed, Printed in the USA, Code No. 04-00-174-NA-EN



City of Lakewood  
Board of Building Standards •  
Architectural Board of Review •  
Sign Review Board

P: (216) 529-6630  
F: (216) 529-5907  
planning@lakewoodoh.gov

---

Application Cover Page

Docket No.: 03-22-25

Permit No.: BBS25-000017

Applicant Name: Luke Kraft, LVK Design

Project Address: 12650 Detroit Ave.

Project Name: Lakewood City Hall

Project: Applicant proposes a storage building at the City Hall Service Garage.



**City of Lakewood  
Department of Public  
Works**

**Chris Gordon, Director  
Mark Papke, PE, CPESC, City Engineer**

(216) 529-6692  
pubworks@lakewoodoh.gov

February 19, 2025

City of Lakewood – Planning Department

Attn: Amanda Cramer

12650 Detroit Ave

Lakewood, Ohio 44107

**RE: City of Lakewood - New Pole Barn**

Dear Amanda Cramer:

The City of Lakewood has contracted with +Detail and their team of Architects (LVK Design Architecture and Interiors) and Engineers (Osborn Engineering) to design the City's new pole barn building to be located behind the City Hall Public Works Service Garage. As such, David Potts, Luke Kraft, and Vicky Kraft are hereby authorized to apply to the city's zoning, boards, and commissions required for this project on the city's behalf.

Please contact me with any questions.

Respectfully submitted,

**THE CITY OF LAKEWOOD**

Mark Papke, PE, CPESC

City Engineer



FORMER STORAGE BUILDING



EAST PROPERTY LINE



LOOKING NORTHEAST



JERSEY BLOCK WALL - NORTHWEST CORNER

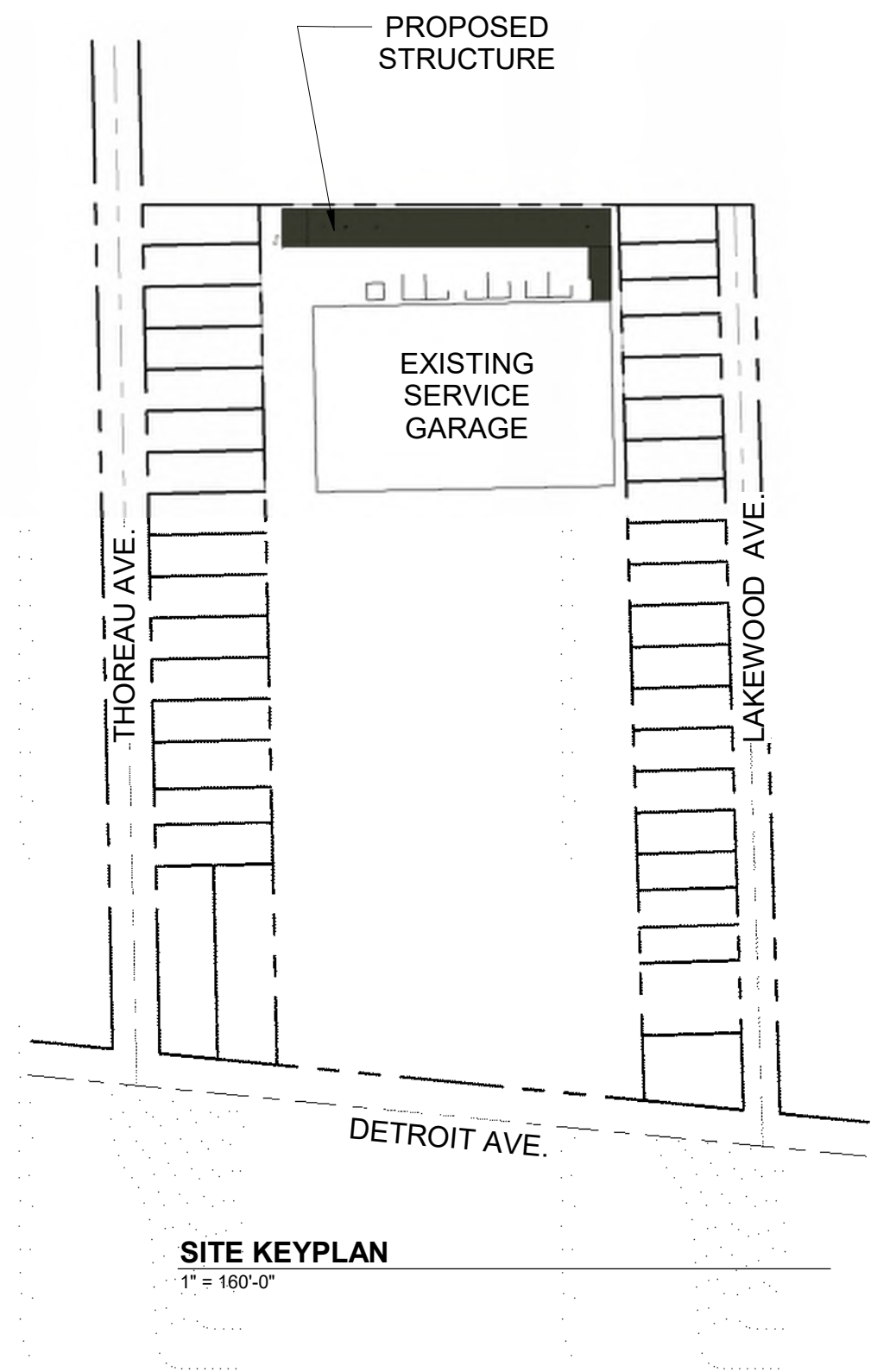
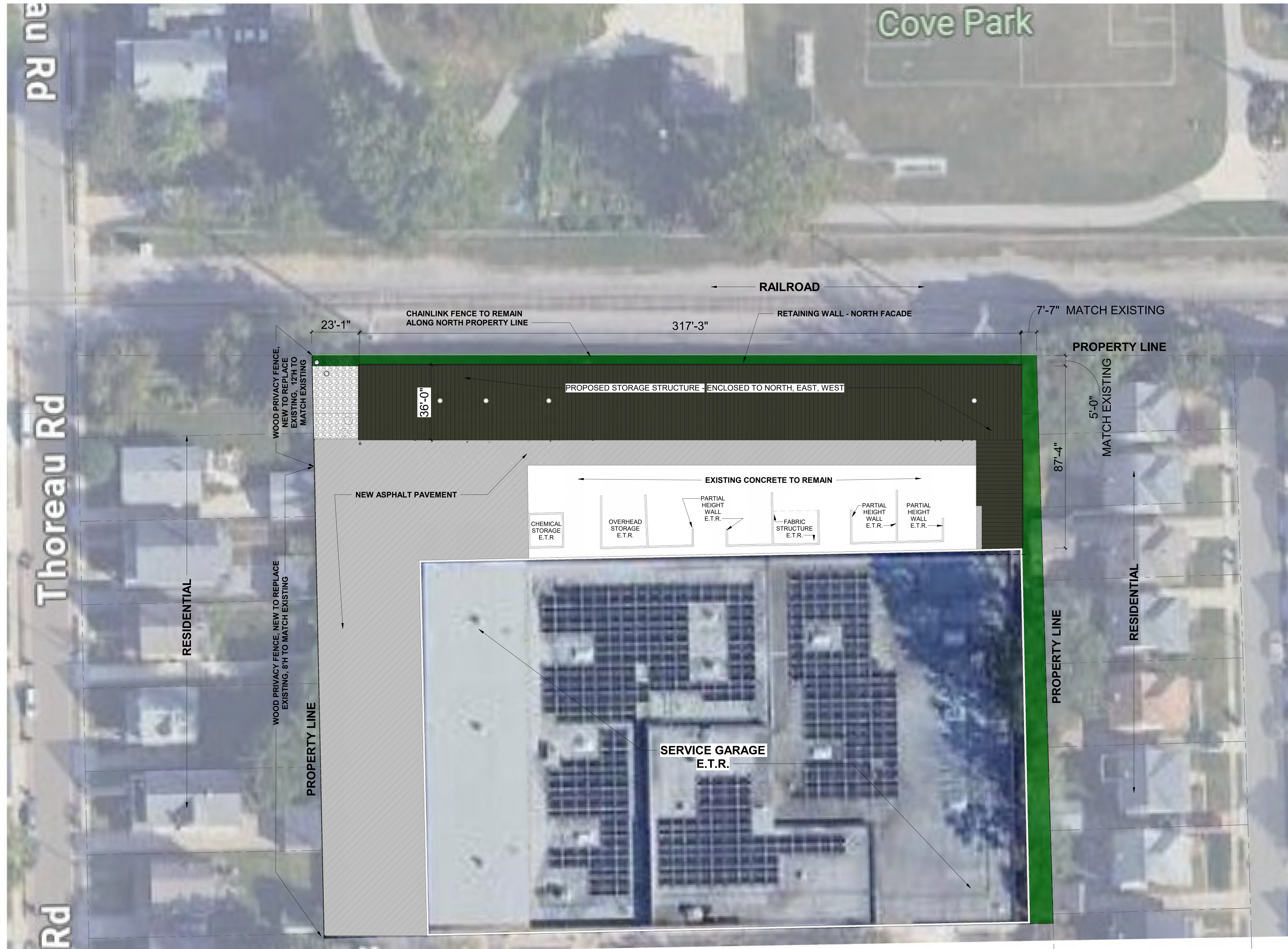


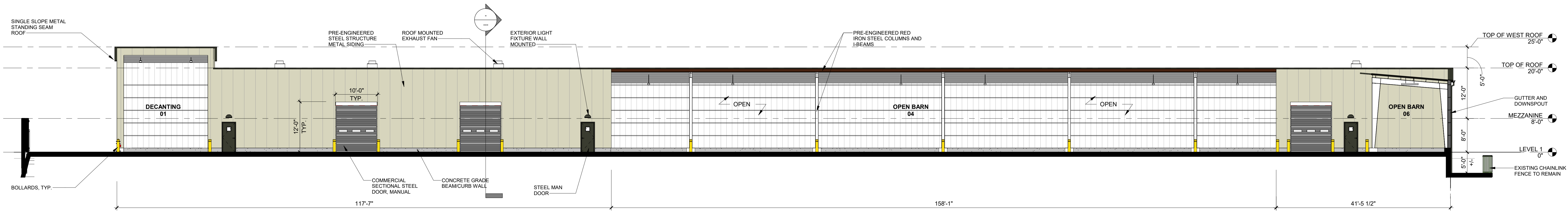
LOOKING WEST



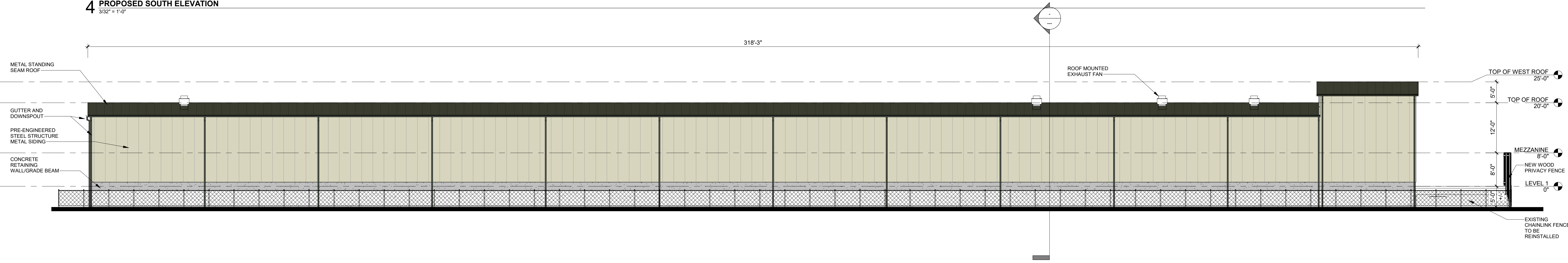
LOOKING EAST

City of Lakewood  
12650 Detroit Avenue  
Lakewood, OH 44107  
New Storage Building at City Hall Service Garage






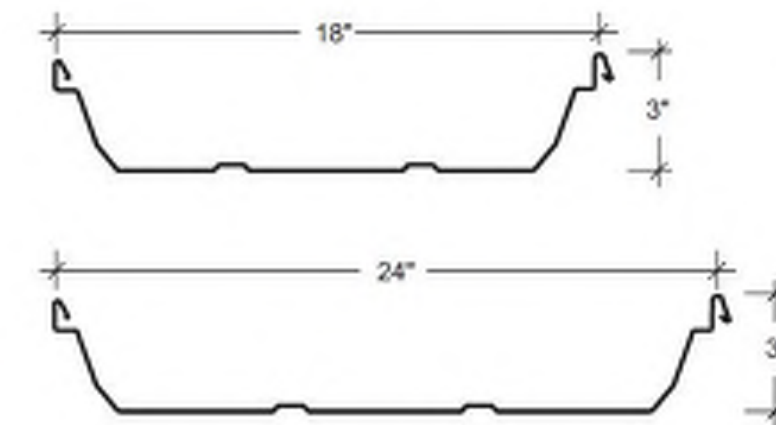

**4 PROPOSED SOUTH ELEVATION**  
3/32" = 1'-0"



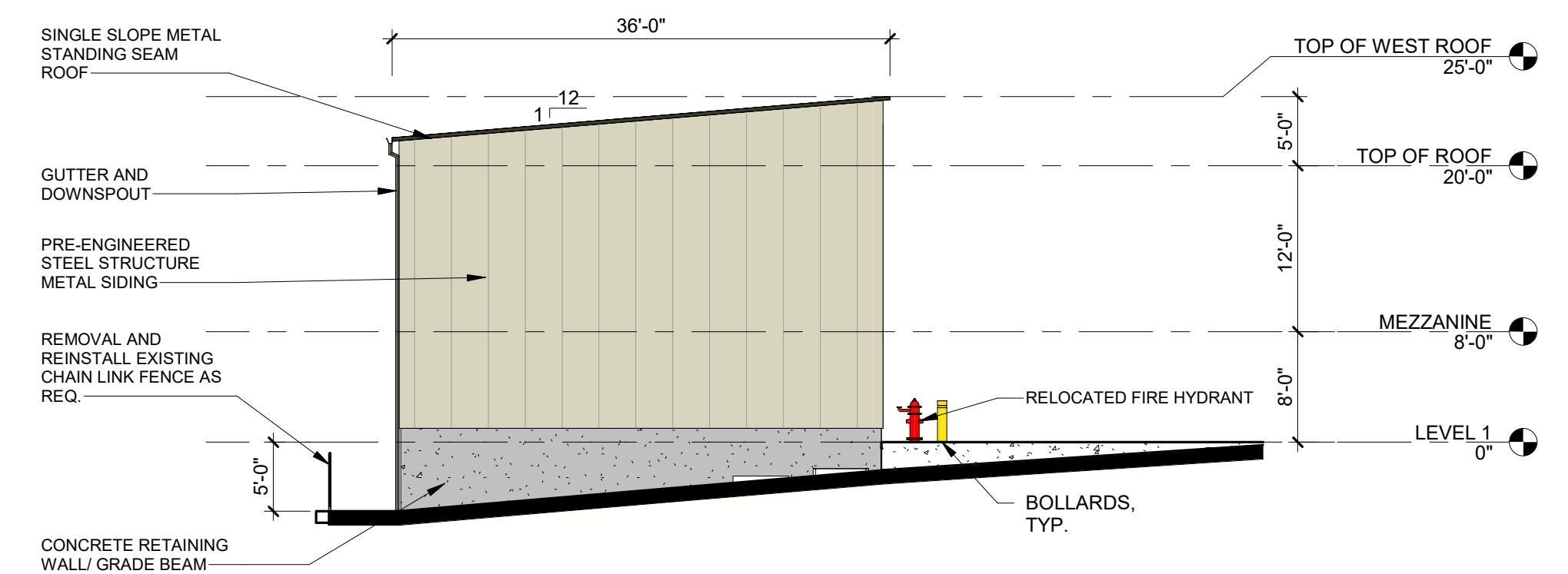
**3 PROPOSED NORTH ELEVATION**  
3/32" = 1'-0"



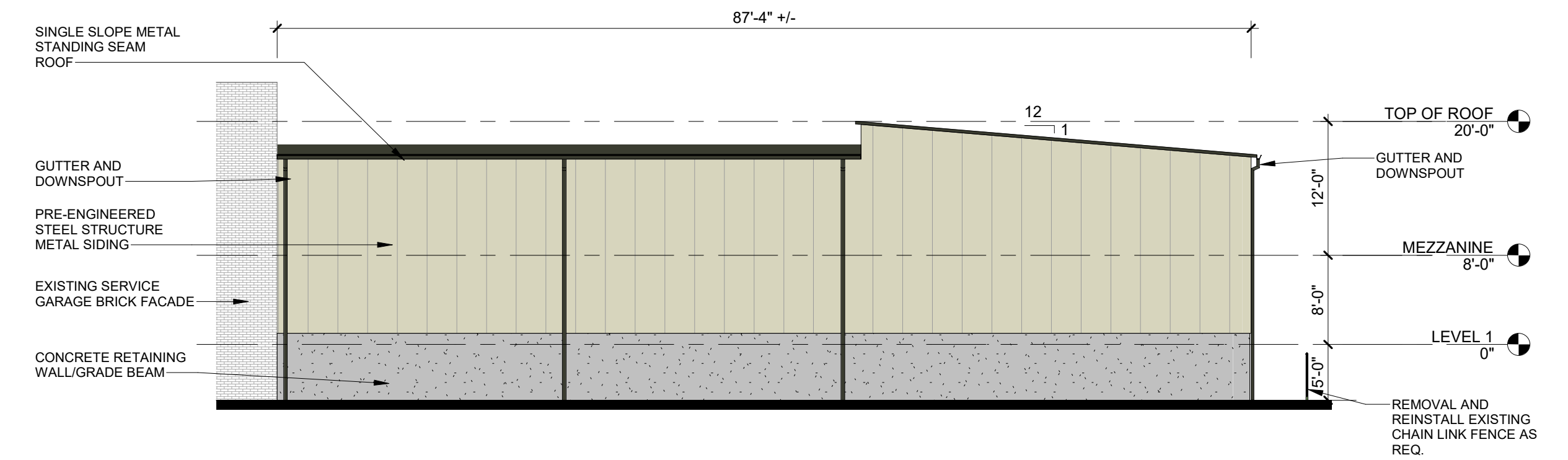
**METAL WALL PANEL - EXPOSED FASTENER**  
1" = 1'-0"



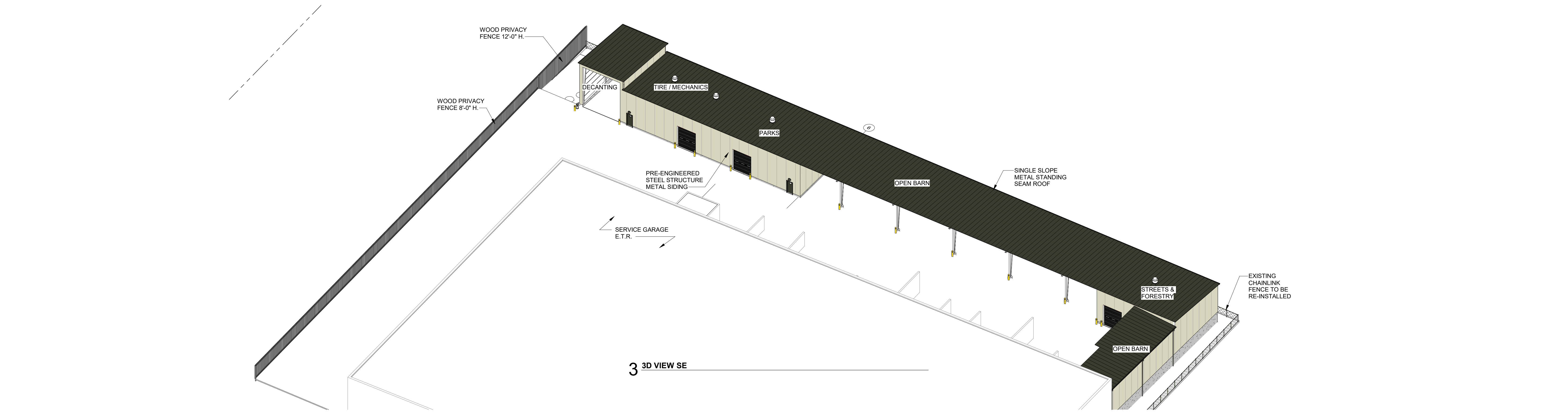
**STANDING SEAM METAL ROOF**  
1" = 1'-0"



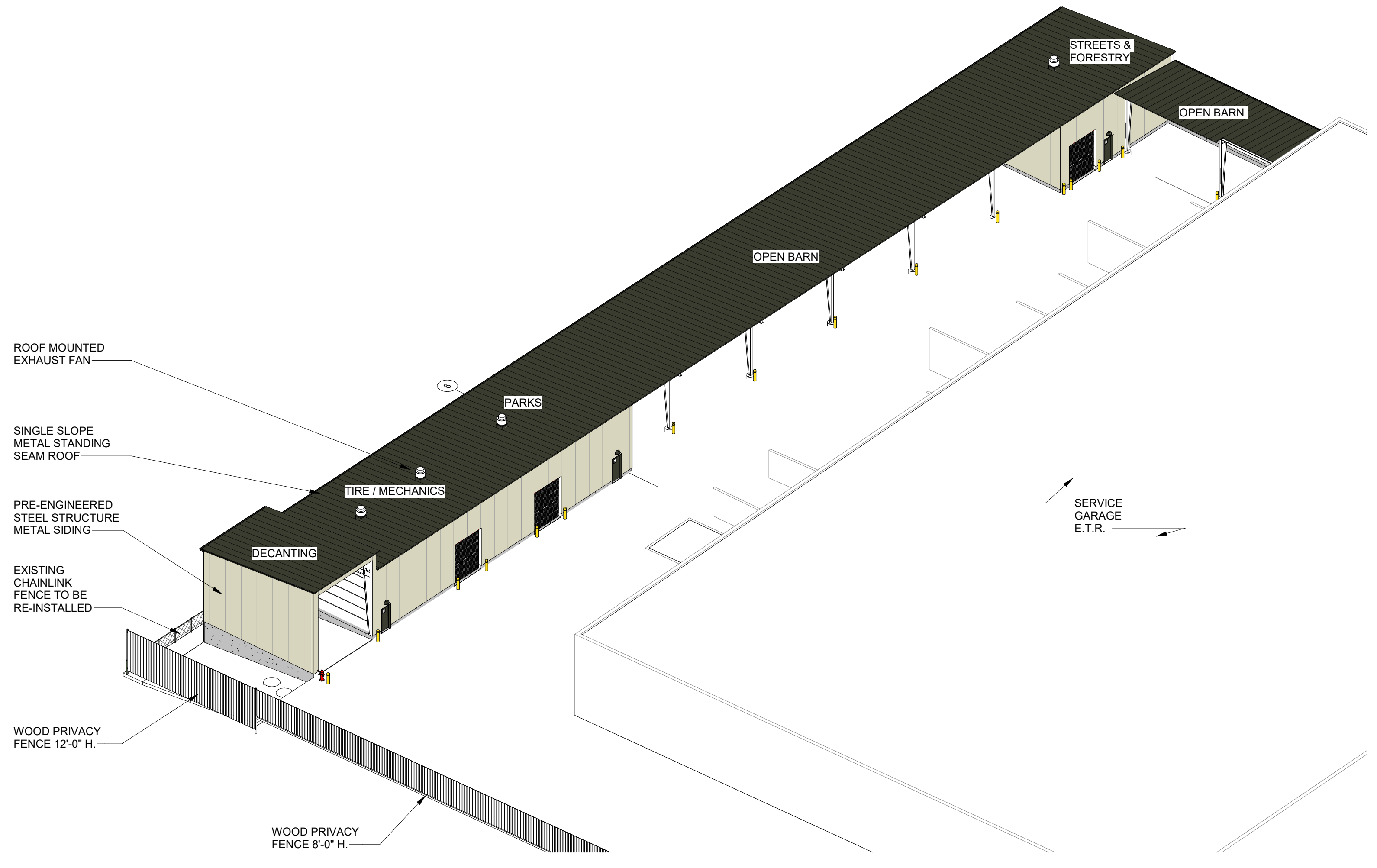
**2 PROPOSED WEST ELEVATION**  
3/32" = 1'-0"



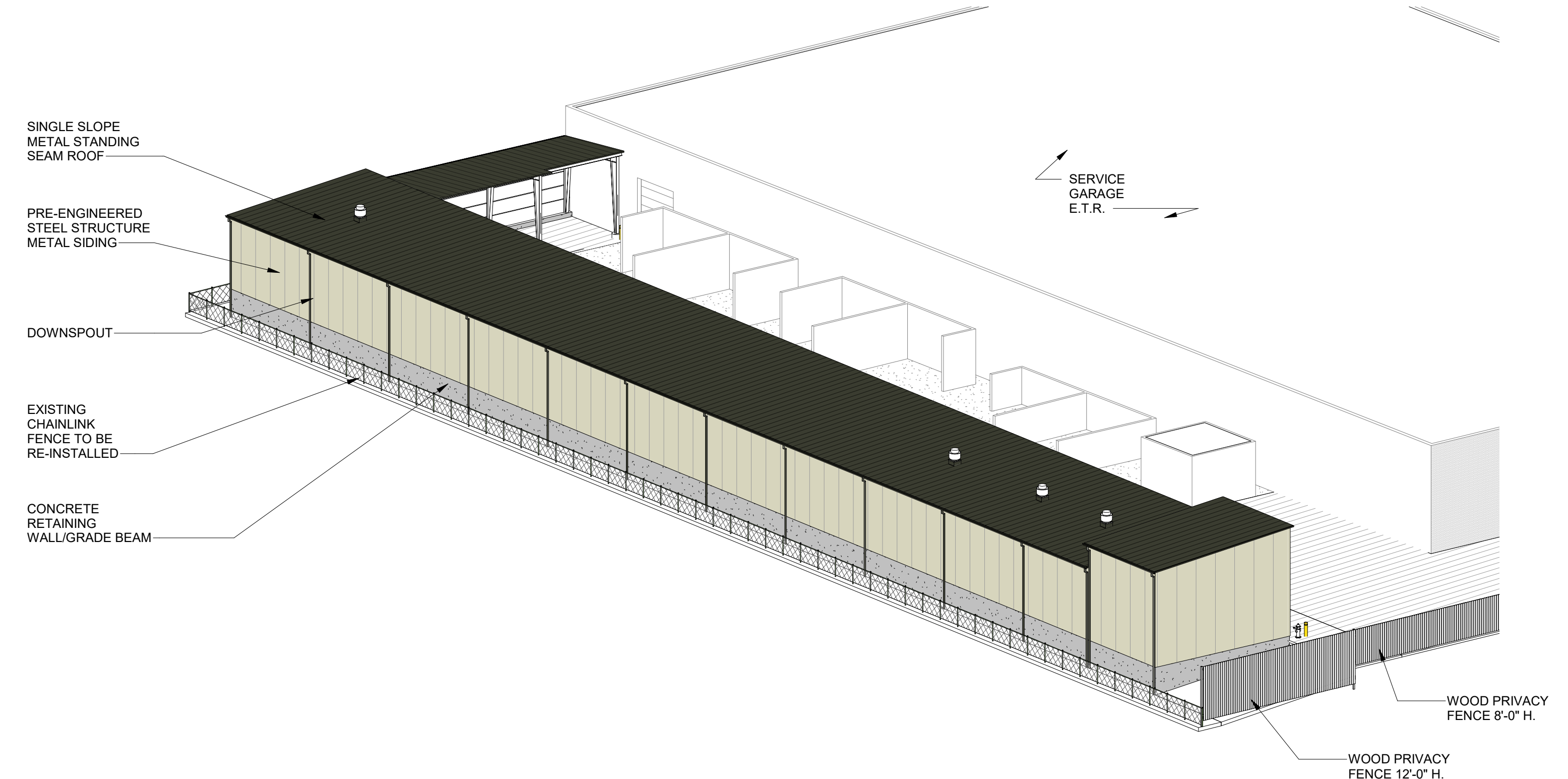
**1 PROPOSED EAST ELEVATION**  
3/32" = 1'-0"



3 3D VIEW SE



1 3D VIEW SW



2 3D VIEW NE



3 Interior Rendering



2 Exterior Rendering South West



1 Exterior Rendering East



City of Lakewood  
Board of Building Standards •  
Architectural Board of Review •  
Sign Review Board

P: (216) 529-6630  
F: (216) 529-5907  
planning@lakewoodoh.gov

---

Application Cover Page

Docket No.: 03-23-25

Permit No.: BBS25-000018

Applicant Name: Kevin Turk, Ground Works Land Design LLC


Project Address: 1374 W. 117<sup>th</sup> St.

Project Name: Norton Industries

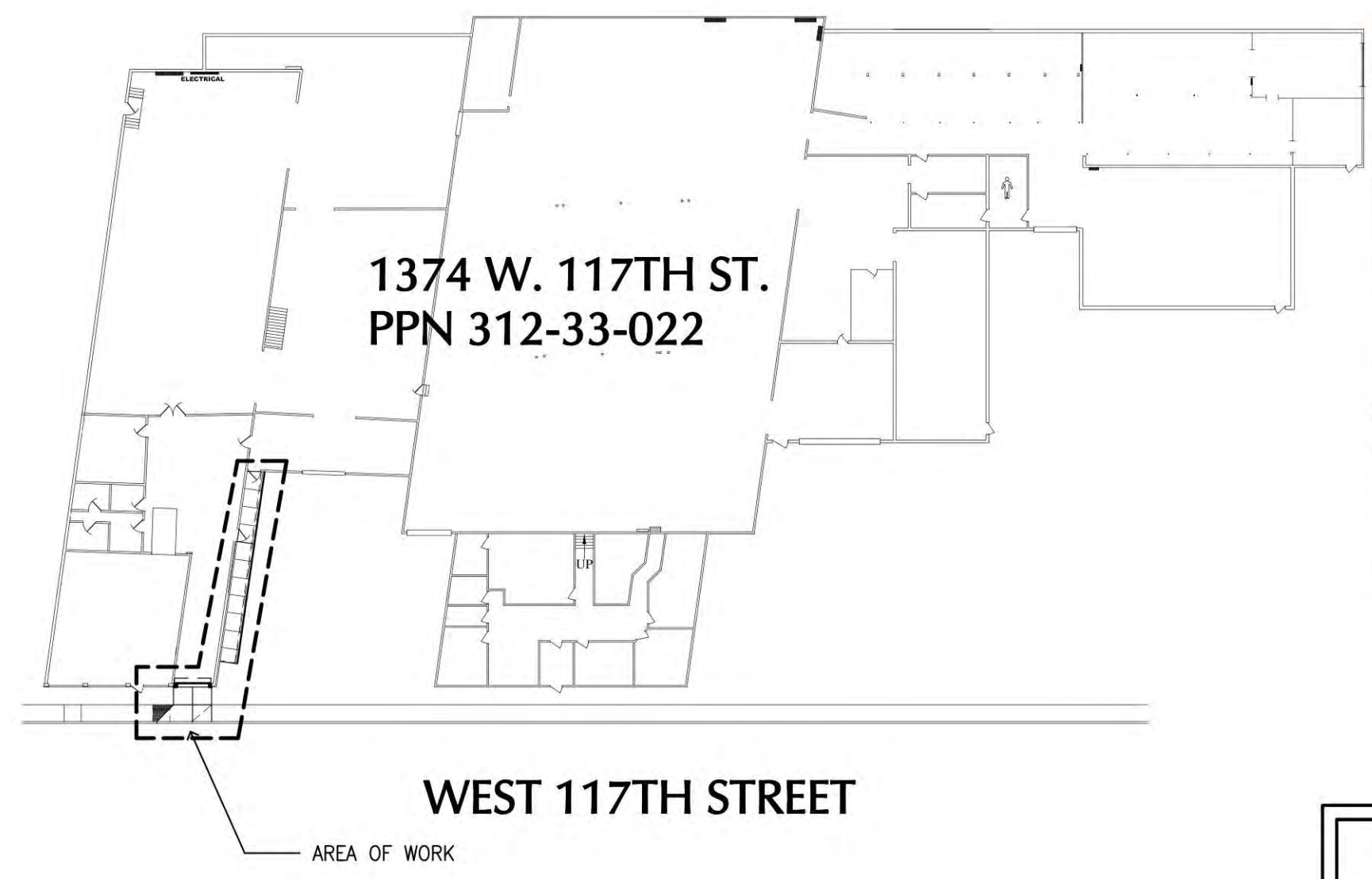
Project: Applicant proposes a garage door resize/install and ramp repair.




**NORTON INDUSTRIES**  
RAMP REPAIR AND DOOR INSTALLATION  
1374 WEST 117TH STREET  
LAKEWOOD, OH 44107



FLOOR PLAN, ELEVATIONS, SECTION & DETAILS



**4 KEY PLAN**  
A101 NO SCALE



**D EXISTING NORTH ELEVATION**  
A101 NO SCALE



**C EXISTING EAST ELEVATION**  
A101 NO SCALE

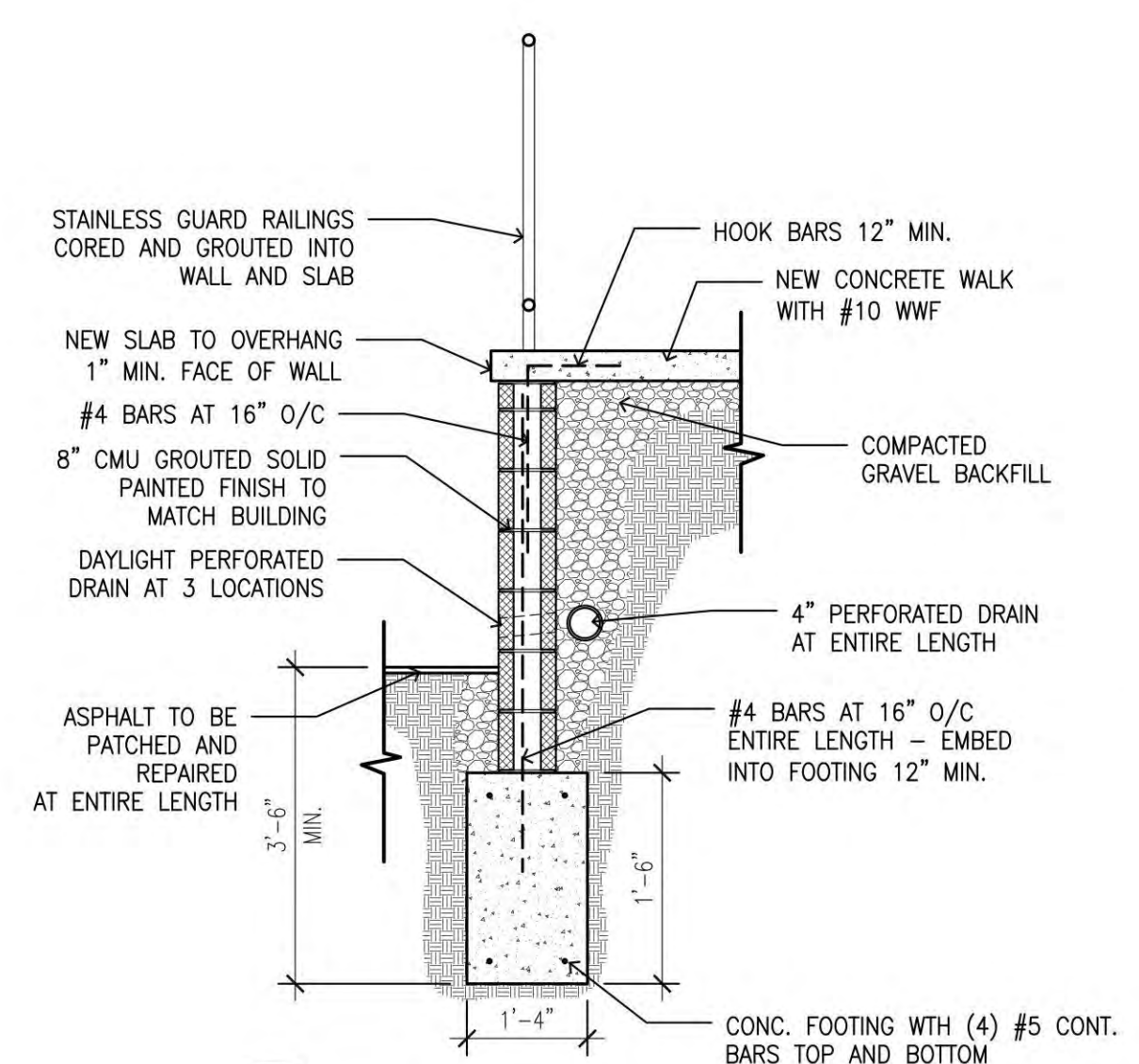
**BUILDING CODE DATA:**

THIS PROJECT IS DESIGNED UNDER AND COMPLIES WITH THE 2024 OHIO EXISTING BUILDING CODE (OBC), CURRENT EDITION AND ALL REFERENCED CODES. THE PROJECT IS DESIGNED PER 301.3.2 WORK AREA COMPLIANCE METHOD AND THE WORK IS CLASSIFIED AS ALTERATION LEVEL 1- PER SECTION 602.

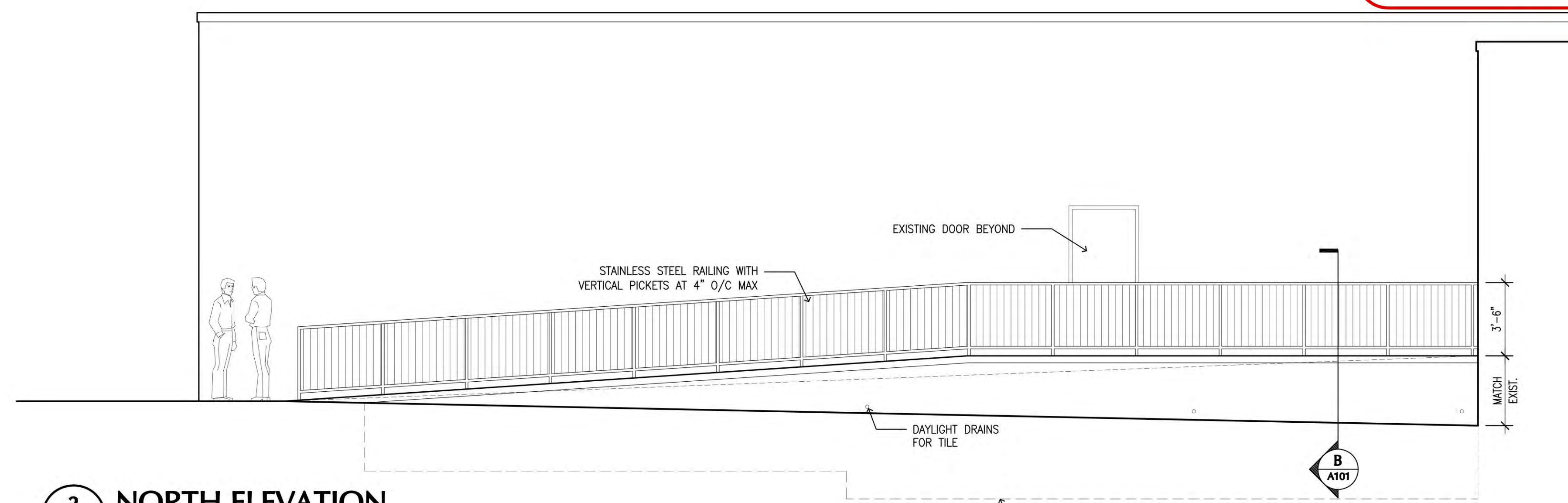
THE SCOPE OF THE PROJECT IS TO RE-BUILD A BADLY DETERIORATED SITE WALL ALONG THE EXISTING LOADING DOCK AND INSTALL A COILING OVERHEAD DOOR WITHIN THE EXISTING FACADE TO ALLOW FOR ON GRADE ACCESS INTO THE BUILDING.

TOTAL WORK AREA: 107 SF OF BUILDING WALL WORK AND 54 LF OF RETAINING WALL  
 USE GROUP: B - BUSINESS (NO CHANGE FROM EXISTING)  
 OCCUPANT LOAD: N/A - WORK HAS NO IMPACT ON OCCUPANT LOAD  
 TYPE OF CONSTRUCTION: TYPE 2B (PER OBC TABLE 601)

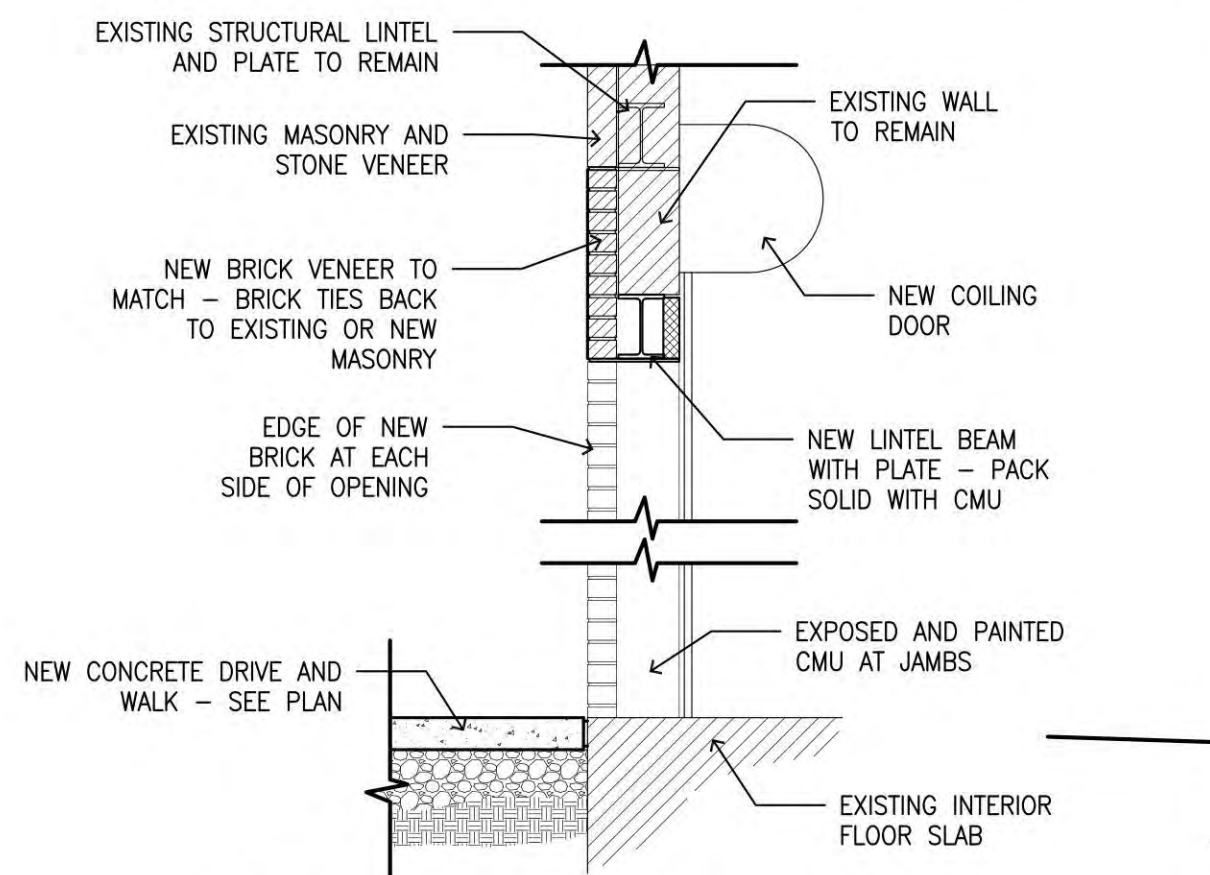
City of Lakewood  
Approved Plans  
CB24-000157  
Christopher Parmelee  
01/24/2025



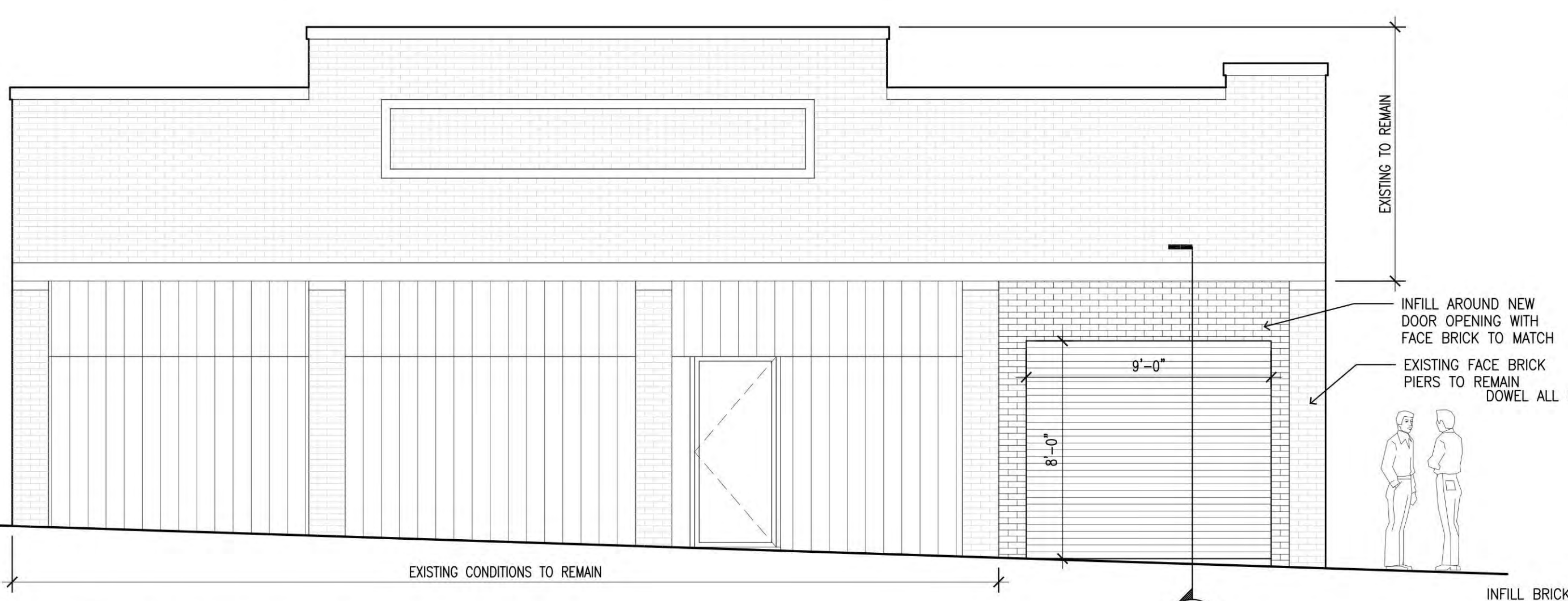
**B DETAIL SECTION**  
A101 SCALE: 1/2" = 1'-0"



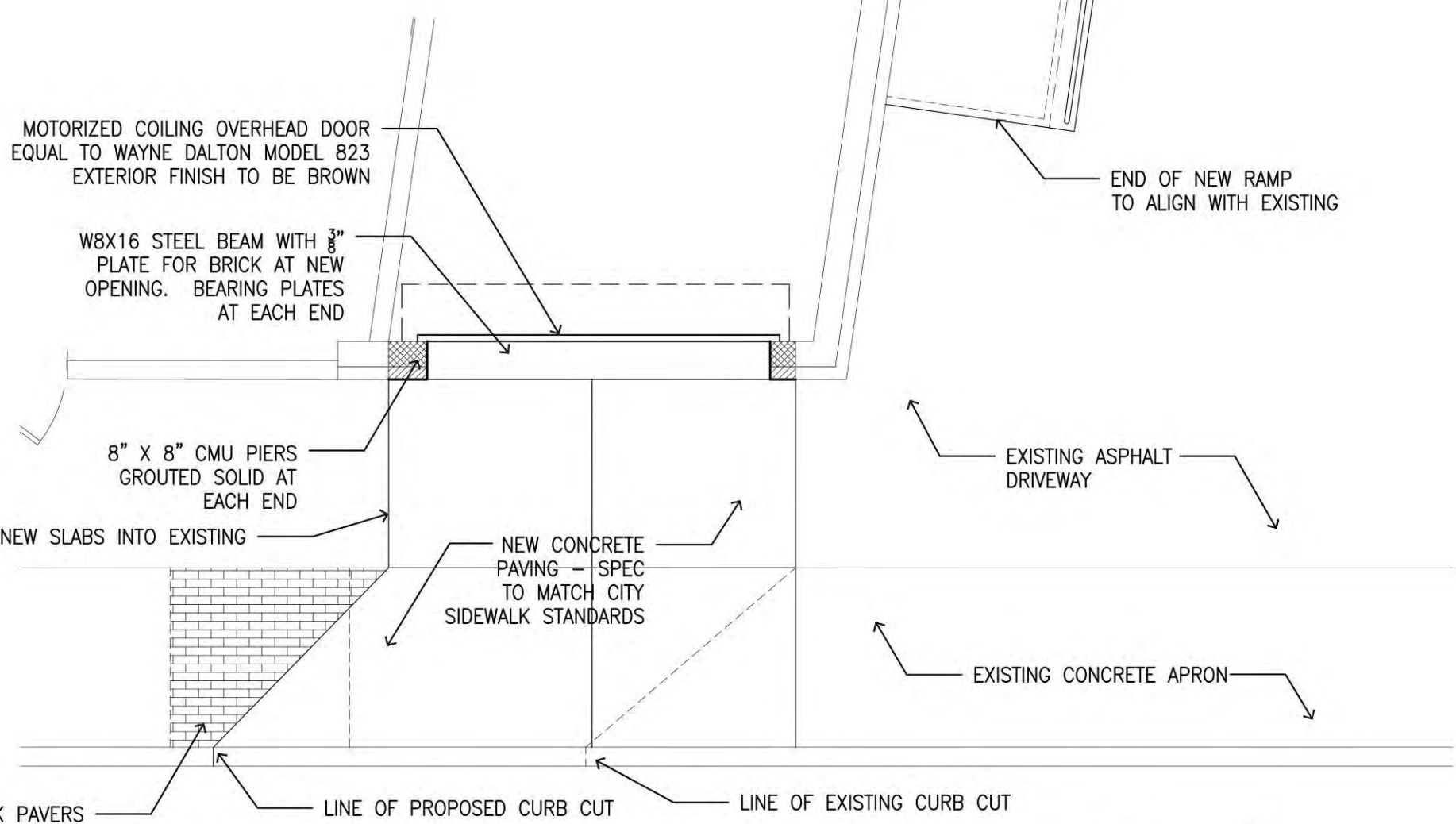
**3 NORTH ELEVATION**  
A101 SCALE: 1/4" = 1'-0"



**A DETAIL SECTION**  
A101 SCALE: 1/2" = 1'-0"




**2 EAST ELEVATION**  
A101 SCALE: 1/4" = 1'-0"



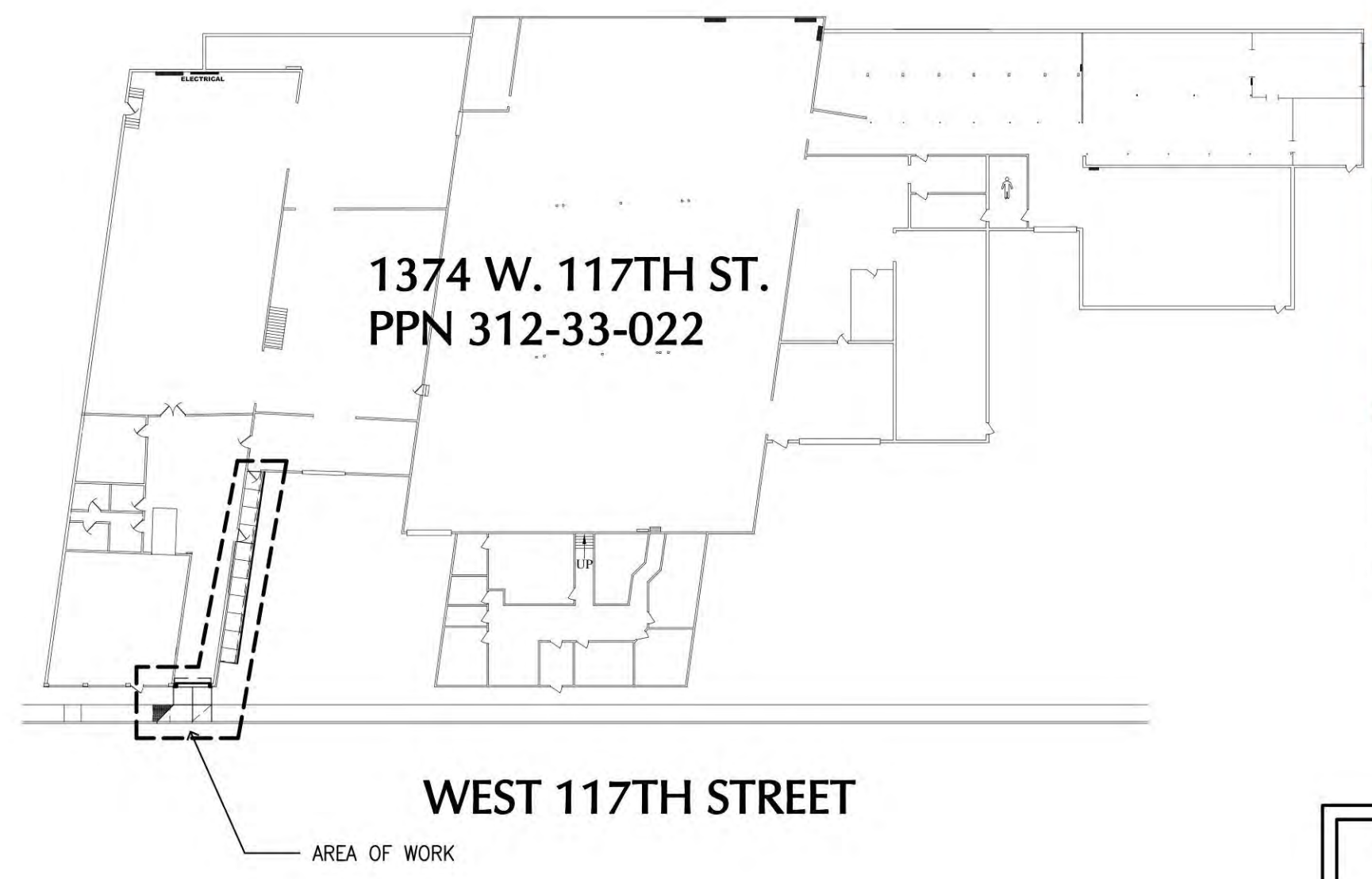
**1 ENLARGED FLOOR PLAN**  
A101 SCALE: 1/4" = 1'-0"




**NORTON INDUSTRIES**  
RAMP REPAIR AND DOOR INSTALLATION  
1374 WEST 117TH STREET  
LAKEWOOD, OH 44107



FLOOR PLAN, ELEVATIONS, SECTION & DETAILS



**4 KEY PLAN**  
A101 NO SCALE



**D EXISTING NORTH ELEVATION**  
A101 NO SCALE



**C EXISTING EAST ELEVATION**  
A101 NO SCALE

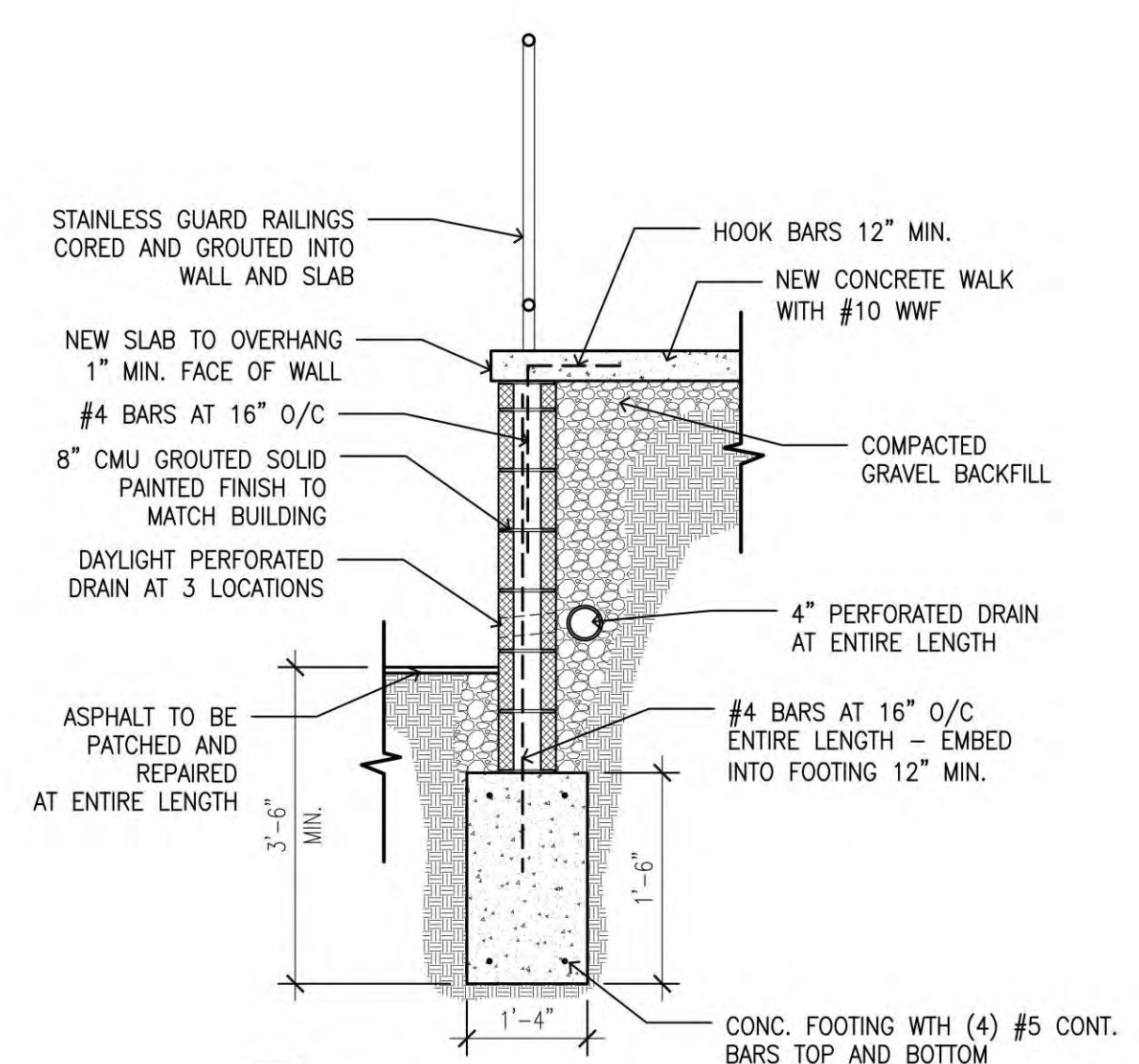
**BUILDING CODE DATA:**

**THIS PROJECT IS DESIGNED UNDER AND COMPLIES WITH THE 2024 OHIO EXISTING BUILDING CODE (OBC), CURRENT EDITION AND ALL REFERENCED CODES. THE PROJECT IS DESIGNED PER 301.3.2 WORK AREA COMPLIANCE METHOD AND THE WORK IS CLASSIFIED AS ALTERATION LEVEL 1- PER SECTION 602.**

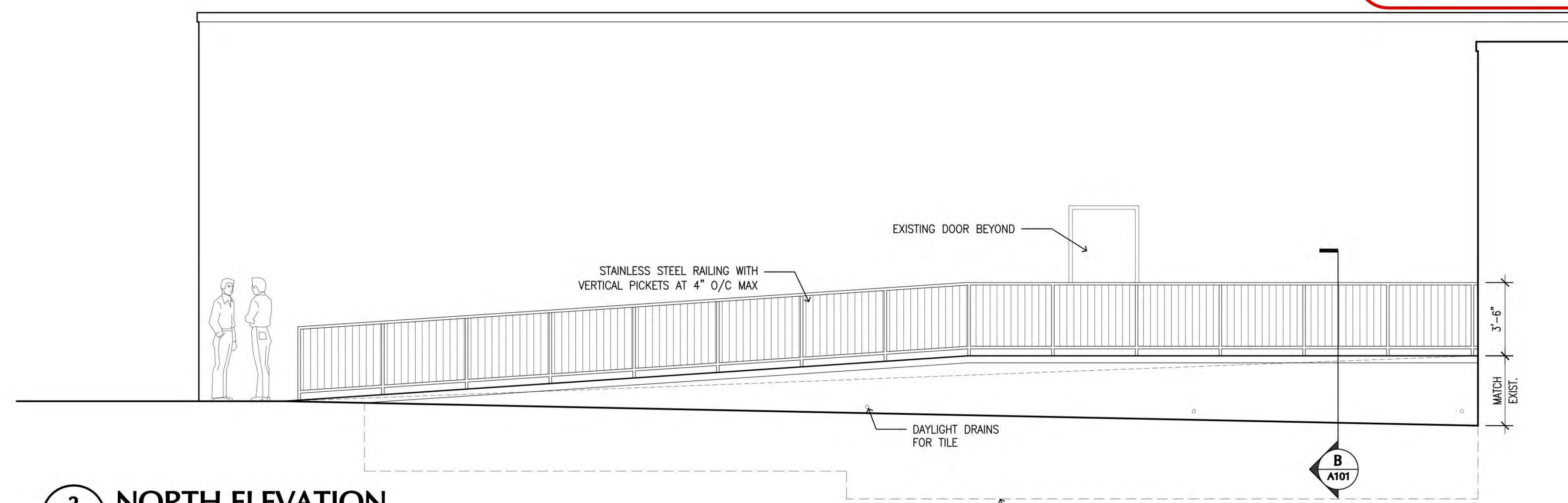
**THE SCOPE OF THE PROJECT IS TO RE-BUILD A BADLY DETERIORATED SITE WALL ALONG THE EXISTING LOADING DOCK AND INSTALL A COILING OVERHEAD DOOR WITHIN THE EXISTING FACADE TO ALLOW FOR ON GRADE ACCESS INTO THE BUILDING.**

TOTAL WORK AREA: 107 SF OF BUILDING WALL WORK AND 54 LF OF RETAINING WALL  
 USE GROUP: B - BUSINESS (NO CHANGE FROM EXISTING)  
 OCCUPANT LOAD: N/A - WORK HAS NO IMPACT ON OCCUPANT LOAD  
 TYPE OF CONSTRUCTION: TYPE 2B (PER OBC TABLE 601)

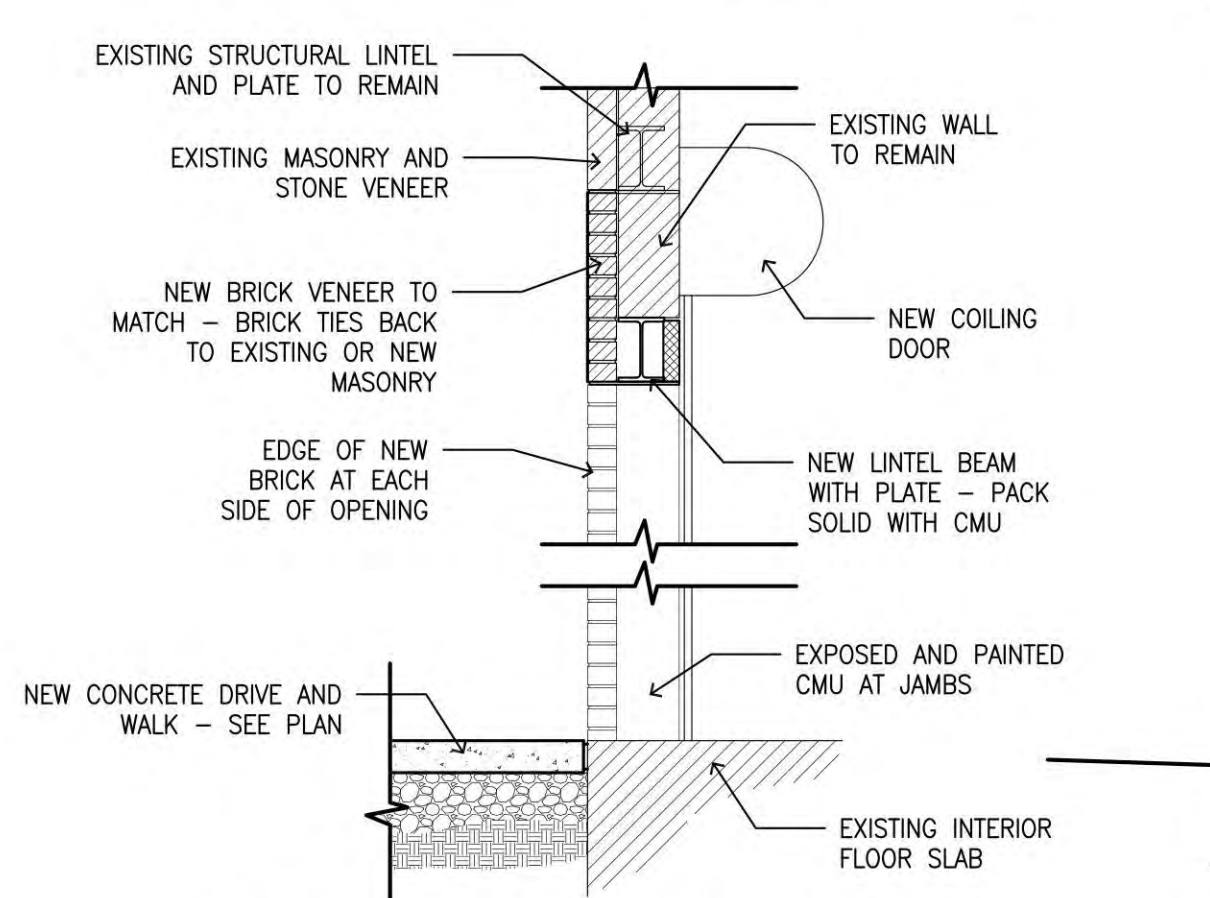
City of Lakewood  
Approved Plans  
CB24-000157  
Christopher Parmelee  
01/24/2025



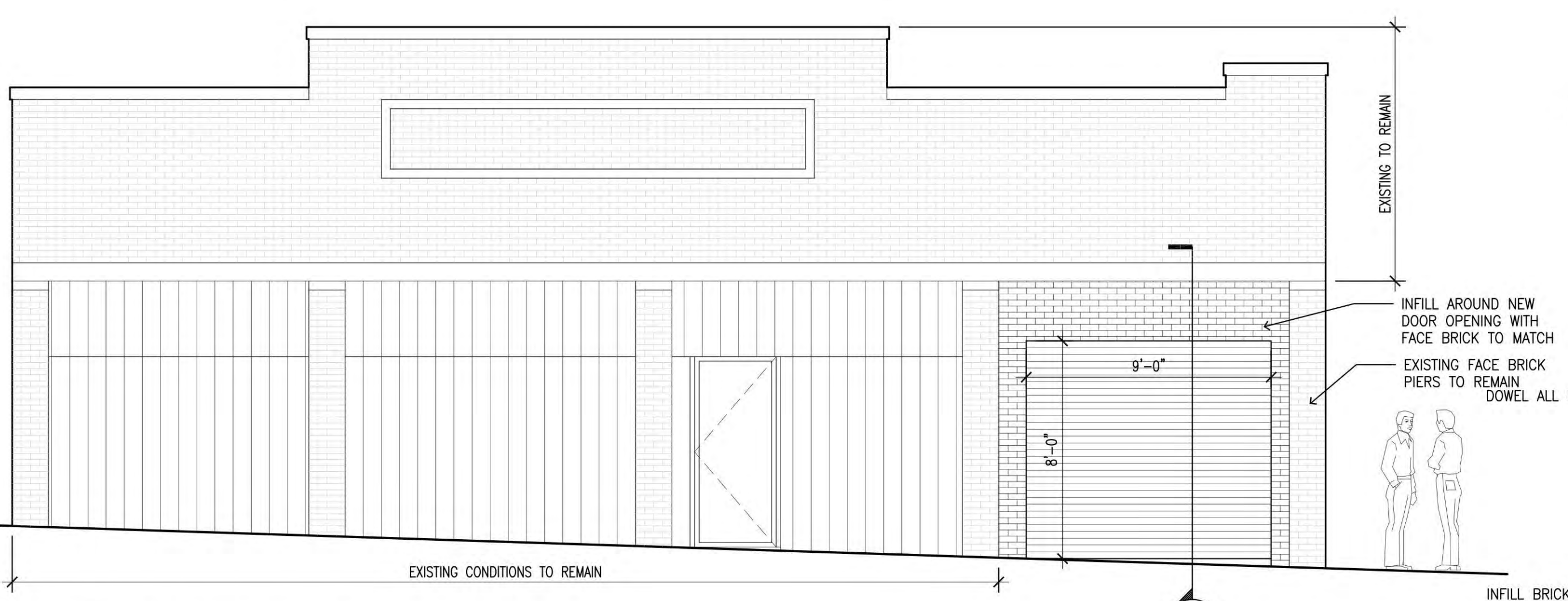
**B DETAIL SECTION**  
A101 SCALE: 1/2" = 1'-0"



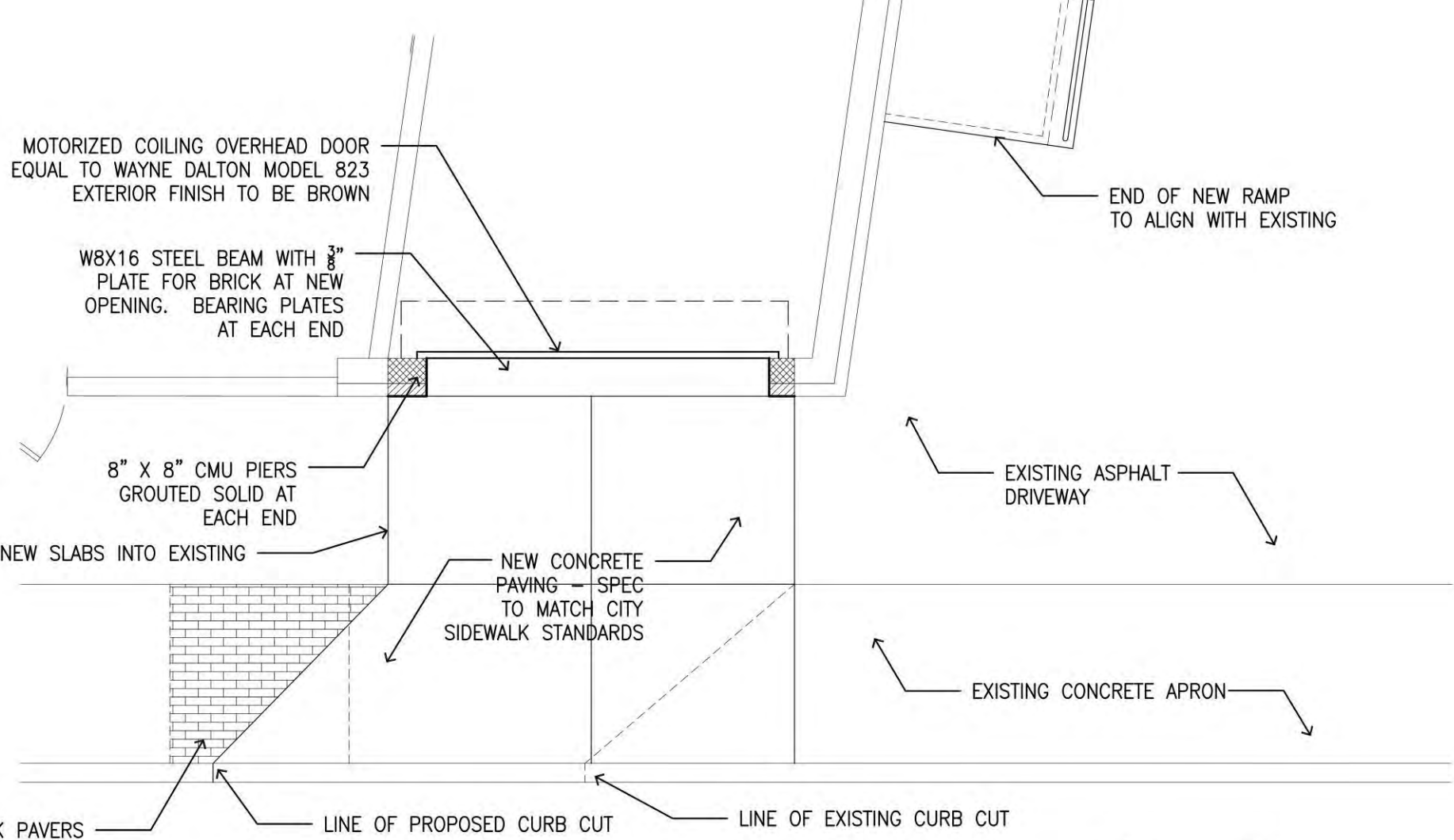
**3 NORTH ELEVATION**  
A101 SCALE: 1/4" = 1'-0"



**A DETAIL SECTION**  
A101 SCALE: 1/2" = 1'-0"



**2 EAST ELEVATION**  
A101 SCALE: 1/4" = 1'-0"



**1 ENLARGED FLOOR PLAN**  
A101 SCALE: 1/4" = 1'-0"

# 505 Vertical




Type	Face
Color	Buff
Texture	Vertical
Plant	Plant 8
Manufacturing Method	Extruded

## Sizes

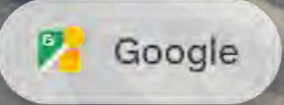
Sizes	Width	Height	Length	Unit/Sq Ft
Modular	3 5/8"   92mm	2 1/4"   57mm	7 5/8"   194mm	6.86
Standard	3 5/8"   92mm	2 1/4"   57mm	8"   203mm	6.55
Norman	3 5/8"   92mm	2 1/4"   57mm	11 5/8"   295mm	4.57
Ambassador	3 5/8"   92mm	2 1/4"   57mm	15 5/8"   397mm	3.43
Economo Modular	3 5/8"   92mm	3 5/8"   92mm	7 5/8"   194mm	4.50
Utility	3 5/8"   92mm	3 5/8"   92mm	11 5/8"   295mm	3.00
Monarch	3 5/8"   92mm	3 5/8"   92mm	15 5/8"   397mm	2.25

# Specs

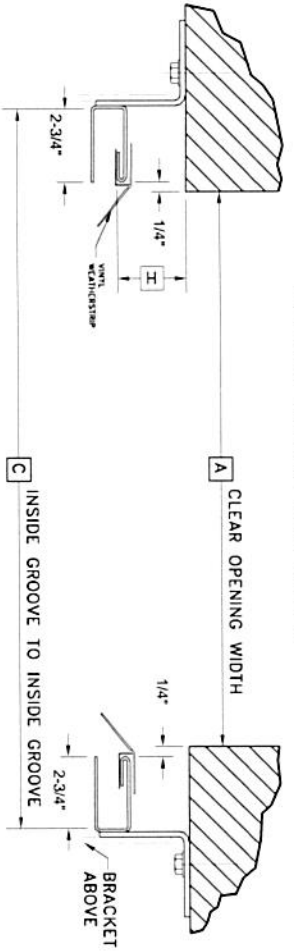
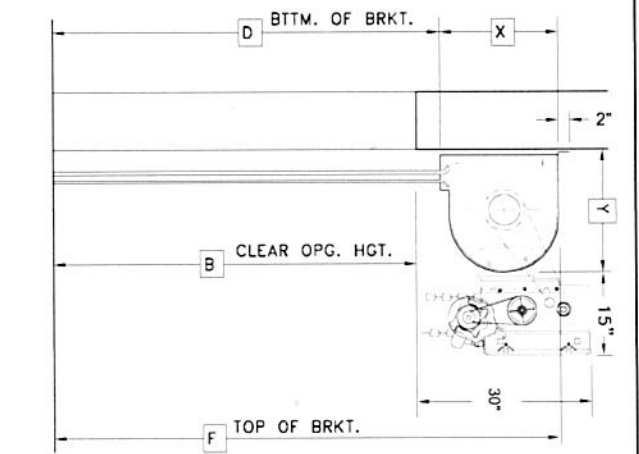
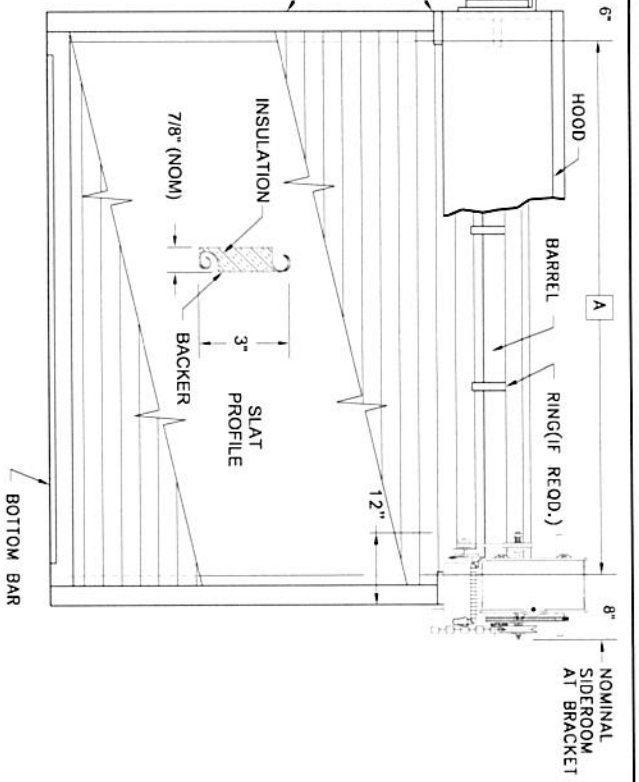
<b>Standards / Value</b>	FACE BRICK C216	FBS
<b>Size</b>		
<b>Avg. Comp. (PSI)</b>	12,440	
<b>Avg. 24 Hr. Cold Water Absor.</b>	5.50	
<b>Avg. 5 Hr. Boil Absor.</b>	7.30	
<b>Avg. Saturation Coeff.</b>	0.75	
<b>Avg. Initial Rate Absor.</b>	14.10	
<b>Test Report</b>	 <a href="#">Download</a>	
<b>Cleaning Recommendation</b>	Belden Brick recommends using <a href="#">Vanatrol®</a> to clean this product. Alternatively, <a href="#">EaCo Chem NMD 80®</a> can be used to clean any of our brick.	



1374 W 117th St  
Cleveland, Ohio



ITEM NO.	AV REVS OPEN
1-1/2	



COLLSIDE ELEVATION  
RIGHT HAND OPERATED DOOR SHOWN  
LEFT HAND OPERATED DOOR OPPOSITE

VERTICAL SECTION

GUIDE SECTION

NOTE: WIDTH C IS IMPORTANT AND MUST BE HELD

DOOR OPT.	ITEM NO.	HAND OF OPER.	WIDTHS			HEIGHTS			GUIDE		FOR BRACKET		SLAT LENGTH
			A	C	E	B	D	F	H	X	Y		
1	1	RH	90°	96"	80"	82"	98-1/2"	3"	18-1/2"	17-1/4"		93"	

SHAFT DIA= 1.00 KEY SIZE= .250

CUSTOMER OPENING IDENTIFICATION  
RHEA

SDF7

GENERAL NOTES:  
DESIGNED TO WITHSTAND 20#-SQ-F1 WINDLOAD.  
CURTAIN IS 22GA STEEL INSULATED.  
WINDLOCKS ON EACH END OF EVERY OTHER SLAT  
BOTTOM BAR IS GALVANIZED STEEL.  
DOUBLE ANGLE WITH ASTRAGAL STANDARD.  
GUIDES ARE ROLLEFORMED WITH INTEGRAL BAR  
JAMBS ARE 4000 PSI CONCRETE.  
HOODS ARE 24GA  
SHOP COAT OF RUST INHIBITIVE PRIMER ON  
NONGALVANIZED STEEL SURFACES.  
ALL GALVANIZING PER ASTM A653 STANDARDS.  
MOTOR OPERATOR IS GEAR REDUCTION TYPE  
CIRCUIT: 1/2 HP 208/230/460 VAC 3 PH 60 HZ NEMA 1

NOTES:  
CURTAIN FINISH: GALV STEEL PAINTED BROWN  
BOTTOM BAR FINISH: GALVANIZED STEEL  
BACKER FINISH: GALV STEEL PAINTED BROWN  
GUIDE FINISH: MATTE BLACK  
HOOD FINISH:

OPTIONS ON THESE DOORS:  
NEOPRENE BAFFLE INSIDE HOOD  
R VALUE = 7.7  
TRANSMIR.3 BTN (315/390MHZ) - QTY: 1

**Wayne Dalton** Rolling Door **Kuttner North American**

PROJECT : MODEL : 823

ARCH : 1	DATE :
DISTR : Action Door of Lorain City Inc	PREPARED BY : THOGSED
DISTR P.O. NO. :	DATE : 04/08/24
REVISION :	ORDER NO. :
	3872198 - 1
	DWG. NO. :
	OF :



# **THERMOTITE® 800C**

INSULATED ROLLING STEEL DOORS



## **INSULATED ROLLING STEEL DOORS CUT YOUR TOTAL ENERGY COST**

The Wayne Dalton ThermoTite® 800C Insulated Rolling Service Door is designed to meet the tough requirements of virtually any commercial or industrial application, with the added advantage of energy efficiency. The ThermoTite® doors offer flexibility in substrate materials with choices of galvanized or primed steel, stainless steel, or aluminum.

Color options range from our four standard factory-finish colors to a full range of approximately 200 RAL powder coat choices. Foamed-in-place polyurethane insulation in each slat promotes energy savings and building comfort.

- » SIZES UP TO 42' WIDE AND 30' HIGH
- » INSULATION R-VALUE\* = 7.7
- » 24-GAUGE STEEL STANDARD
- » FLAT 3" INSULATED SLAT
- » WIND LOAD UP TO 55 PSF

# THERMOTITE® 800C

## STANDARD FEATURES OVERVIEW

### THERMAL EFFICIENCY

R-VALUE*	7.7
U-VALUE*	0.13

### CONSTRUCTION

MAX WIDTH	42' (12,802 mm)
MAX HEIGHT	30' (9,144 mm)
MOUNTING	Face mount; between jambs
OPERATION	Chain hoist; motor recommended on door sizes where door weight exceeds hoist effort†
CURTAIN	3" foamed-in-place polyurethane insulated galvanized steel flat slats (#34 profile), primed and painted gray, white, beige or brown; 24-gauge steel front / 24-gauge steel backer with alternating endlocks
LOCKING	Chain holder, suitable for padlocking, on chain operated doors
BOTTOM BAR	Galvanized steel double angle with weatherseal and insulation
GUIDES	Three angle steel; factory-painted black.
BRACKETS	1/4" steel plates with permanently sealed ball bearing, factory-painted black
COUNTERBALANCE	Steel pipe, painted factory black, of adequate size. Oil tempered, 20,000 cycle helical springs
HOOD	24-gauge galvanized steel round hood with internal weatherstrip; primed and painted gray, white or beige
WIND LOAD	+/- 20 psf standard

### WARRANTY

TERMS	Two (2) years
-------	---------------

†Reference door chart on website or contact plant for more information.

\*Wayne Dalton uses a calculated door section R-value and U-value for our insulated doors

### OPTIONS

- Vision slats/panels
- Safety edges
- Drop stop device
- Exhaust ports
- Sloping bottom bars
- Powder coated
- Motor operation
- Cable reels
- Mullions
- Thru-wall operation
- Stainless steel or aluminum finish
- 18, 20 and 22-gauge front slats

### IECC AIR INFILTRATION PACKAGE OPTION:

- Guide cover and cap
- Dual brush guide seal
- Lintel seal
- Bottom weatherseal



**Popular in both interior and exterior applications, the Wayne Dalton ThermoTite® 800C Insulated Rolling Service Door features a galvanized, pre-painted curtain of 24-gauge steel.**

ThermoTite® 800C doors are designed to withstand wind loads of up to 20 psf standard. Optional wind load ratings of up to 55 psf is available to meet Florida and Dade County wind load requirements.

### MATERIALS AND CONSTRUCTION

The ThermoTite® 800C features a strong double-angle bottom bar that reinforces the lower edge of the curtain against wind pressure and permits varied lock, astragal, and safety edge options.

This bottom bar is designed for easy installation and does not require fasteners protruding into the guide openings, so the bottom bar does not interfere with door operation.

The counterbalance assembly consists of a spring barrel which serves as load-carrying beam. It encases the counterbalance mechanism and provides the axis around which the curtain coils. If required, barrel rings of malleable iron or stamped steel may be provided to assure proper counterbalance installation. Oil-tempered, torsion-type counterbalance springs are wound from heat-treated steel, providing accuracy in balancing the door. Barrel plugs connect the ends of the springs to the barrel and tension rod. A tension rod of steel shafting holds the fixed ends of the springs and carries torsion load of spring counterbalance.

The spring tension adjusting wheel is normally mounted outside the bracket on the end of tension rod. An inside adjusting wheel for tight side-room applications is available in limited sizes.

Wind load options available



# ROLLING STEEL



### FINISH OPTIONS




White



Gray



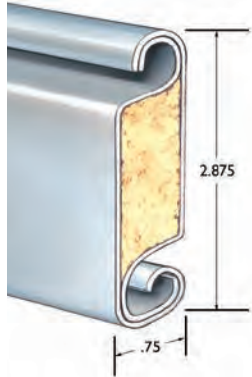
Beige



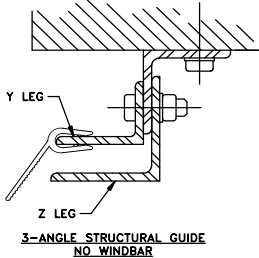
Brown

Note: 18 ga. and 20 ga. doors are only available in Gray.


### SLAT PROFILE



### STANDARD WEATHERSEAL APPLICATIONS



To close space between curtain and guides at jambs, flexible strip on guides contacts flat surface of curtain.

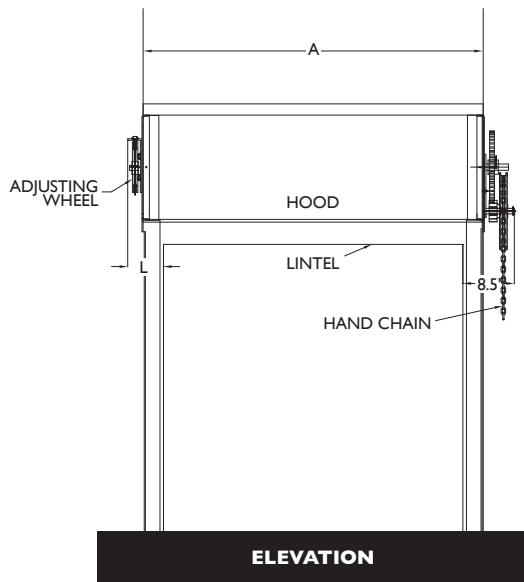


Bottom bar with weatherseal

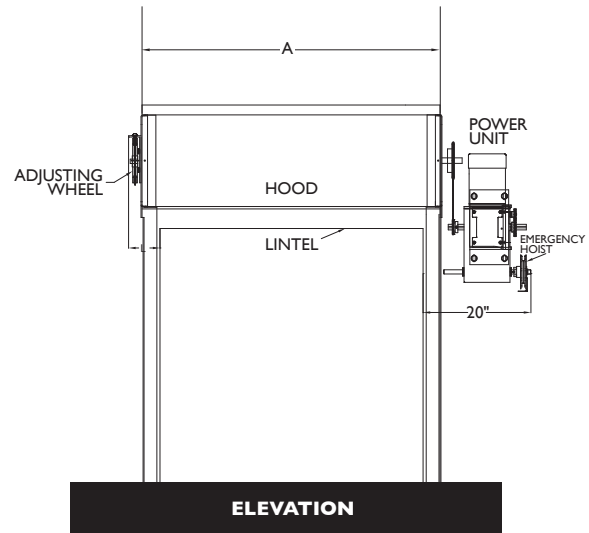
## GENERAL OPERATING CLEARANCES

WIDTH A	OPENING HEIGHT																				
	10'0"			10'0" TO 11'0"			11'0" TO 13'6"			13'6" TO 17'6"			13'6" TO 19'0"			17'6" TO 22'0"			19'0" TO 22'0"		
	X & Y	R	L	X & Y	R	L	X & Y	R	L	X & Y	R	L	X & Y	R	L	X & Y	R	L			
<b>FACE MOUNTING</b>																					
<b>CHAIN HOIST OPERATED</b>																					
TO 24'0"	18-1/2"	9 1/16"	7 1/16"	20"	9 1/16"	7 1/16"	22"	9 1/16"	7 1/16"												
TO 16'0"										24"	9 1/16"	7 1/16"				26"	9 1/16"	7 1/16"			
16'0" TO 24'0"													24"	9 1/16"	7 1/16"			26"	9 1/16"	7 1/16"	
<b>MOTOR OPERATED</b>																					
TO 24'0"	18-1/2"	9 1/16"	7 1/16"	20"	9 1/16"	7 1/16"	22"	9 1/16"	7 1/16"												
TO 16'0"										24"	9 1/16"	7 1/16"				26"	9 1/16"	7 1/16"			
16'0" TO 24'0"													24"	9 1/16"	7 1/16"			26"	9 1/16"	7 1/16"	

NOTE: Dimensions are for general reference only and not for construction purposes.



**CHAIN HOIST OPERATION**



**WALL MOUNTED POWER UNIT**



## Architect Resource Center

Visit [wayne-dalton.com/architect-resource-center](http://wayne-dalton.com/architect-resource-center) to find our Architect Resource Center. In this tool, you will quickly find all of the specifications, drawings and documents you need to complete your project.

**Wayne Dalton**  
COMMERCIAL DOORS

DISTRIBUTED BY:

2501 S. State Hwy. 121 Bus., Ste 200  
Lewisville, TX 75067

[wayne-dalton.com](http://wayne-dalton.com)

