City of Lakewood
Board of Building Standards • Architectural Board of Review • Sign Review Board

P: (216) 529-6630
F: (216) 529-5907
planning@lakewoodoh.gov

AGENDA
BOARD OF BUILDING STANDARDS/
ARCHITECTURAL BOARD OF REVIEW/SIGN REVIEW

PRE-REVIEW MEETING
CITY OF LAKEWOOD
12650 DETROIT AVENUE
ZOOM LINK: https://us06web.zoom.us/j/87342514021?pwd=cMkOjeyHppJ9kpPs0aw5SPNYmtirth.1
Meeting ID: 873 4251 4021
Passcode: 253909
DECEMBER 4, 2025
4:00 P.M.

REVIEW MEETING
CITY OF LAKEWOOD
12650 DETROIT AVENUE
AUDITORIUM
DECEMBER 11, 2025
5:30 P.M.

1. ROLL CALL

2. APPROVE THE MINUTES OF THE NOVEMBER 13, 2025 MEETING

3. OPENING REMARKS

NEW BUSINESS

SIGN REVIEW

4. Docket No. 12-105-25 — 13601 Detroit Ave, One Star Bar

( ) Approve
( ) Deny
( ) Defer

Brian Taubman
One Star Bar
13601 Detroit Ave.
Lakewood, OH 44107

Applicant proposes a blade sign and neon window signage. (Page 5)

5. Docket No. 12-106-25

13609 Detroit Ave.
Wize Guyz

( ) Approve
( ) Deny
( ) Defer

Jeries Eadeh
Wize Guyz
13609 Detroit Ave.
Lakewood, OH 44107

Applicant proposes awning and window graphics. (Page 15)

6. Docket No. 12-107-25

13316 Madison Ave.
Forte

( ) Approve
( ) Deny
( ) Defer

Amanda Fulmer
Forte
13316 Madison Ave.
Lakewood, OH 44107

Applicant proposes vinyl window and door signage. (Page 18)

7. Docket No. 12-108-25

13318 Madison Ave.
CLE GLO CO

( ) Approve
( ) Deny
( ) Defer

Lily Richards
CLE GLO CO
13318 Madison Ave.
Lakewood, OH 44107

Applicant proposes vinyl window signage. (Page 21)

8. Docket No. 12-109-25

13439 Detroit Ave.
Forevergoldencle

( ) Approve
( ) Deny
( ) Defer

Ben Szarek
The Awning Company
7109 Madison Ave.
Cleveland, OH 44102

Applicant proposes awning replacement and graphics. (Page 24)

9. Docket No. 12-110-25

15711 Madison Ave.
Lakewood Dental Associates

( ) Approve
( ) Deny
( ) Defer

Christian Gnizak
CLE Signs
4399 State Road.
Cleveland, OH 44109

Applicant proposes multiple signs on building. (Page 32)

10. Docket No. 12-111-25 — 14224 Madison Ave. The Pastimes Cafe

( ) Approve
( ) Deny
( ) Defer

Evan Laisure
The Pastimes Cafe
1601 Elmwood Ave
Lakewood, OH 44107

Applicant proposes new signage in the sign band and painted window/door signage. (Page 43)

11. Docket No. 12-112-25 — 15207 Detroit Ave. Flame & Fable

( ) Approve
( ) Deny
( ) Defer

Nickie Lui
Flame & Fable
15207 Detroit Ave.
Lakewood, OH 44107

Applicant proposes new signage on awning and window. (Page 50)

ARCHITECTURAL BOARD OF REVIEW

12. Docket No. 12-113-25 (R) — 1629 Hopkins Ave.

( ) Approve
( ) Deny
( ) Defer

Charles McGettrick
Architects, C.A. McGettrick LLC
14551 Madison Ave
Lakewood, OH 44107

Applicant proposes front porch renovation. (Page 56)

13. Docket No. 12-114-25 (R) — 1114 Forest Rd.

( ) Approve
( ) Deny
( ) Defer

Elizabeth Davis
Old World Classics LLC
7056 Mears Gate Dr NW
North Canton, OH 44720

Applicant proposes the construction of a new single family home. (Page 71)

14. Docket No. 12-115-25 (R) — 1296 Cranford Ave.

( ) Approve
( ) Deny

Michael Michalak
Michalak Contracting LLC

( ) Defer

3212 Oak Park Ave
Cleveland, OH 44109

Applicant proposes demolition and rebuild of two front porches. (Page 101)

15. **Docket No. 12-116-25** **(R)** **1477 Lakewood Ave.**

( ) Approve
( ) Deny
( ) Defer

Gary Platt
Knez Homes
7555 Fredle Dr Suite 210
Painesville, OH 44077

Applicant proposes the construction of a new single family home. (Page 105)

ADJOURN

"Individuals with disabilities who require accommodations for participation in meetings must request accommodations at least 3 business days ahead of the scheduled meeting. Contact Michelle Nochta at (216) 529-5906 michelle.nochta@lakewoodoh.gov ."

City of Lakewood
Board of Building Standards • Architectural Board of Review • Sign Review Board

P: (216) 529-6630
F: (216) 529-5907
planning@lakewoodoh.gov

Application Cover Page

Docket No.: 12-105-25

Permit No.: BBS25-000104

Applicant Name: Brian Taubman, One Star Bar

Project Address: 13601 Detroit Ave.

Project Name: One Star Bar

Project: Applicant proposes a blade sign and window signage.

BAR
Please
Seat

One Star
BAR
NO OUTLET

One Star
BAR
SCHOOL
SPEED
LIMIT
20

One Star
BAR
PIERSON MEDICAL & PROFESSIONAL BUILDING
FEELS GOOD YOGA

one star bar sign measurements

22.2"x28"	neon window sign	2 total


56"
WALL
EXPOSED RED NEON
ALUMIINUM CABINET
42"
3/8" x 5"
TAPCONS
SET IN ADHESIVE
ALL WELDED
ALUMINUM SUPPORT ARM
AND BRACKET
8"


56"
WALL
EXPOSED RED NEON
ALUMINUM CABINET
42"
3/8" x 5"
TAPCONS
SET IN ADHESIVE
ALL WELDED
ALUMINUM SUPPORT ARM
AND BRACKET
8"

City of Lakewood
Board of Building Standards •
Architectural Board of Review •
Sign Review Board

P: (216) 529-6630
F: (216) 529-5907
planning@lakewoodoh.gov

Application Cover Page

Docket No.: 12-106-25

Permit No.: BBS25-000106

Applicant Name: Jeries Eadeh

Project Address: 13609 Detroit Ave.

Project Name: Wize Guyz

Project: Applicant proposes awning and window graphics.

GLAVIN INDUSTRIES, INC.
Experts in Industrial Identification

6835 Cochran Road • Solon, OH 44139
440.349.0049 • Fax 440.349.3017

ART PROOF APPROVAL

NOTE: Further producton of this job will not proceed until this proof is acceptable to the customer. While Glavin Industries, Inc. exercises all possible skills and care to ensure accuracy and correctness, it accepts no responsibility for errors, omissions, additions, or misspellings, and will produce the final product based upon this proof. By signing this document the customer agrees that the job as represented by this art proof is acceptable to him/her and assumes all further responsibility for its accuracy and herby orders all work to proceed.

☐ OK as is ☐ OK with changes noted ☐ Make changes and return for approval

Signature of Customer _____ Date _____

GLAVIN INDUSTRIES, INC. NEEDS PROOF APPROVAL WITHIN 24-HOURS TO KEEP SHIP DATE.

CUSTOMER: **WIZE GUYZ**
DATE: **10.25.19**
PROOF #: **1**
JOB #: **n/a**
PART #: **n/a**
REVISION: **n/a**
FILE NAME: **STOREFRONT**
ARTIST: **DL**
DEPARTMENT: **VINYL**
PRINTING TYPE: **DIGITAL**

JOB DETAILS:
LOGO DIGITALLY PRINTED ON 2105 WITH 1360 LAMINATION

PHONE NUMBER
751 PREMIUM WHITE CUT VINYL

AWNING SIZE: 117" X 17.2"
WINDOW LOGO: 56" X 8.23"
PHONE #: 50" X 5.88"

PRODUCTION PRINT DISCLAIMER - This is an original computer generated color print, created for your personal use in connection with a project being planned for you by Glavin Industries, Inc. Colors represented on this print may not match PMS chip, vinyl or paint colors exactly. It is to be viewed as a color representation only. This print is not to be shown to anyone outside of your organization, nor is it to be reproduced, copied or exhibited in any fashion.

NOT TO SCALE. ART PROOF REFLECTS SIZES, COLOR AND DIMENSIONS PER CUSTOMER SUPPLIED PRINT.

GLAVIN ID
INNOVATION THROUGH IDENTIFICATION

6835 Cochran Road • Solon, OH 44139
440.349.0049 • Fax 440.349.3017

ART PROOF APPROVAL

NOTE: Further producton of this job will not proceed until this proof is acceptable to the customer. While Glavin ID exercises all possible skills and care to ensure accuracy and correctness, it accepts no responsibility for errors, omissions, additions, or misspellings, and will produce the final product based upon this proof. By signing this document the customer agrees that the job as represented by this art proof is acceptable to him/her and assumes all further responsibility for its accuracy and herby orders all work to proceed.

☐ OK as is ☐ OK with changes noted ☐ Make changes and return for approval

GLAVIN ID NEEDS PROOF APPROVAL WITHIN 24-HOURS TO KEEP SHIP DATE.

Signature of Customer _____ Date _____

CUSTOMER: - WIZE GUYZ
DATE: - 11.22.24
PROOF #: - 2
JOB #: -
PART #: -
REVISION: -
FILE NAME: - AWNING AND WINDOW GRAPHICS PROOF
ARTIST: **MS**
DEPARTMENT: **DIGITAL/WIDE FORMAT**
PRINTING TYPE: - 4 COLOR PROCESS
JOB DETAILS:
751 BLACK VINYL APPLIED TO AWNING FACE WITH LOGO (PRINTED ON 2105 WITH 1360 LAMINATION) ON TOP
*LOGO NOT TO SIZE

WINDOW GRAPHICS PRINTED ON 2105 WITH 1360 LAMINATION APPLIED TO WINDOW SURFACE

WIZE GUYZ
BARBERSHOP
LAKEWOOD, OHIO

AWNING LOGO V1

WIZE GUYZ

AWNING LOGO V2

54.75IN

14IN

HIGH SCHOOL SPECIAL

54.75IN

14IN

SENIOR CITIZEN SPECIAL

Denotes Cut Line

NOTE!
Glavin will provide one proof and two edits. Any changes beyond two edits will be charged $25 per change.

PRODUCTION PRINT DISCLAIMER - this is an original computer generated color print, created for your personal use in connection with a project being planned for you by Glavin ID. Colors represented on this print may not match PMS chip, vinyl or paint colors exactly. It is to be viewed as a color representation only. This print is not to be shown to anyone outside of your organization, nor is it to be reproduced, copied or exhibited in any fashion.

NOT TO SCALE. ART PROOF REFLECTS SIZES, COLOR AND DIMENSIONS PER CUSTOMER SUPPLIED PRINT.

City of Lakewood
Board of Building Standards • Architectural Board of Review • Sign Review Board

P: (216) 529-6630
F: (216) 529-5907
planning@lakewoodoh.gov

Application Cover Page

Docket No.: 12-107-25

Permit No.: BBS25-000109

Applicant Name: Amanda Fulmer

Project Address: 13316 Madison Ave.

Project Name: Forte

Project: Applicant proposes vinyl window and door signage.

forte

WOMEN'S WELLNESS

Leslie Page
Zoning Inspector
(216) 529-6634
Leslie.page@lakewoodoh.gov
CC: Electronic File

09/08/2025 -

City of Lakewood
Board of Building Standards • Architectural Board of Review • Sign Review Board

P: (216) 529-6630
F: (216) 529-5907
planning@lakewoodoh.gov

Application Cover Page

Docket No.: 12-108-25

Permit No.: BBS25-000117

Applicant Name: Lily Richards

Project Address: 13318 Madison Ave.

Project Name: CLE GLO CO

Project: Applicant proposes vinyl window signage.

CLE GLO
VEGAN
SPRAYTANS +
LASHES
hello
18

City of Lakewood
Board of Building Standards • Architectural Board of Review • Sign Review Board

P: (216) 529-6630
F: (216) 529-5907
planning@lakewoodoh.gov

Application Cover Page

Docket No.: 12-109-25

Permit No.: BBS25-000121

Applicant Name: Ben Szarek

Project Address: 13439 Detroit Ave.

Project Name: Forevergoldencle

Project: Applicant proposes awning replacement and graphics.

Prefix

CITY OF LAKEWOOD

Division of Housing & Building - 12650 Detroit Avenue - Lakewood, OH 44107 - (216) 529-6270

General Contractor License

Business Name	MC Building Service LLC DBA The Awning Company - General
Location Address	Lakewood, OH 44107
License Number / Class	CR20-000424
Issue Date	12/27/2024
Expiration Date	12/31/2025
Amount Paid	$75.00
Total	$75.00
Restriction	
Comments	Specialties: Other

Christopher Parmelee
Building Commissioner

FRAME COLOR:	FABRIC COLOR:
Mill	Black Sunbrella

MOUNTING DETAILS:

SIDE AWNING DETAILS:

THE AWNING COMPANY

Forevergoldencle		
ADDRESS: 13439 Detroit Ave Lakewood, OH, United States	SALESPERSON/ DESIGNER: Ben Szarek	DATE:

DATE:	CHANGES MADE:
	Replace current valance and graphics

CLIENT SIGNATURE OF APPROVAL	DATE:
Nicole Bozickovich	

NOTICE: PRINTS ARE THE EXCLUSIVE PROPERTY OF “THE AWNING COMPANY”

THE AWNING COMPANY

Cover. Style. Fit. **DELIVERED.**

We would like to take this opportunity to thank you, together with the other members of your team for allowing The Awning Company to bid this project. Please review our proposal on the following page and advise if any changes are needed. You can always contact with our offices if there is need for clarification or any additional information. We look forward to working on this project and building our relationship for the future.

The Awning Company has had a firm footing in the Cleveland Community for 15 plus years. We hold several certifications including SBE (Small Business Enterprise), CSB (Cleveland Small Business), LPE (Local Enterprise), and SRP (Storefront Renovation Program). The Awning Company specializes in custom manufacturing of architectural designed structures, commercial tension structures, protective covers, industrial sewn canvas products, canopies and awnings. Recognized nationally as innovators in awning design, engineering and application. Our expertise in complex commercial, government and prototype design projects, and residential custom design has set the standard for tension structures throughout the industry.

The Awning Company provides creative solutions for businesses looking to establish identity, our in-house graphic design department will work with your existing brand or logo requirements or we can provide original, innovative and creative designs.
Our mission is to deliver products, services and exceptional value distinguished by quality and innovation in a timely manner. In turn our clients reward us with the privilege of being their solution provider.

decent shape.
13439
ALL ARE WELCOME
strong body. sound mind.
LAKEWOOD OHIO
www.onelakewood.com
life.
14'-0"

PROPOSAL

7109 Madison Avenue, Cleveland, OH. 44102
216.341.1400-Office/216.341.1505-Fax
Bszarek@theawningcompanyusa.com

DATE: 10/27/2025

EXPIRATION DATE: 11/27/2025

To Nicole Bozickovich
440-227-3874
13439 Detroit Ave
Lakewood, OH, United States
Forevergoldencle

SALESPERSON	JOB	PAYMENT TERMS	DEPOSIT
Ben Szarek	Forevergoldencle Valance	**PURCHASE ORDER OR CONTRACT**	**50% Deposit**

LOCATION		-
QTY	**PROJECT DETAILS**	**LINE TOTAL**
1	Labor and material to fabricate and install (1) new straight/hemmed valance. 18ft width, 1 ft height free hanging valance. Fabric to be Sunbrella (Black) to match the existing fabric. White letters reading “Forevergoldencle” Installed.	**$1,226**
	The total does not include additional items	
SUBTOTAL		**$1,226**
SALES TAX		**8%= $98.08**
TOTAL		**$1,324.08**

This is a proposal, subject to the conditions noted below. Price does not include any applicable sales tax, permit, or drawing fees. If project Is prevailing wage add an additional % to the total. Please note: We do not handle any electrical, lighting fixtures, etc.

Thank you for your business!

City of Lakewood
Board of Building Standards • Architectural Board of Review • Sign Review Board

P: (216) 529-6630
F: (216) 529-5907
planning@lakewoodoh.gov

Application Cover Page

Docket No.: 12-110-25

Permit No.: BBS25-000122

Applicant Name: Christian Gnizak

Project Address: 15711 Madison Ave.

Project Name: Lakewood Dental Associates

Project: Applicant proposes multiple signs on building.

12.00" 245.00"

LAKEWOOD DENTAL AS

10.00" 168.33"

General | Cosmetic | Ir

Inches

LAKEWOOD DENTAL ASSOCIATES

General | Cosmetic | Implant

Guangzhou LC Sign Co., Ltd

Add: No. 3, Area D, Yuanxia Industrial Road, Taihe Town, Baiyun District, GuangZhou, China.

Contact: Ivy Tel: +8618102511594 E-mail: ivy@lcsign.com

Quote Quote Reference ID:

Company name:
Contact person: Connor
Add: USA
Phone:
Email:

Item	reference photo	Specification	Size (mm)	Unit Price (USD)	QTY(P
LAKEWOOD DENTAL ASSOCIATES General I Cosmetic I Implant	  	**Sign Type: LED Backlit Normal Style Letters & Signs with ul labels** **Face Material:** 1.2MM stainless steel **Face Finish: painted black** **Return Material: 2inch depth** 0.8MM stainless steel **Return Finish: painted black** **Backs:** 0.19 inch white acrylic **Rail: 1.57inch depth aluminum painted white (small letters)** **Illumination :** 12 V LED waterproof module. UL approved; Color temperature:**warm white 3000k** **Mounting Screw:** M4 4inch bolt and nut **Wire Length: 25feet** UL listed wire **Applications:** outdoor use,water outlet **Power Supply:** Meanwell waterproof with 5 years warranty **Install ccessory**: all the accessories and 1:1template will be provided for installing	12*245inch 12*202inch thickness of letter is 2inch	$2.550	1
					Total for the
					DDP(Delivered Duty Paid) terms with Tariff incl
					Shipping cost by IEF(10-12D
					Total price for the signs with fr

Remarks:

1. Payment term: 50% in advance and the balance before delivery by TT or Western union or Paypal (Paypal need 5% more in total)

2. Delivery terms: about 10-12 working days after payment confirmed.

3.Package Includes: Providing free packing, Power supply, Installation guide , Installation Template,Mounting Screw.

4. Warranty: Products guarantee is 2 years.

Buyer sign:		**Seller sign:** Guangzhou LC Sign Co., Ltd.

Reference Pictures

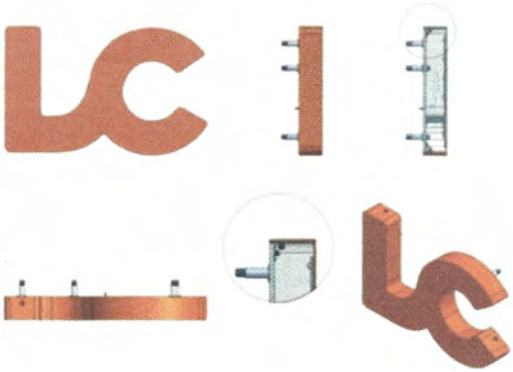



Best,

Connor Kilander

On Nov 6, 2025, at 10:45 AM, Office of CLE Signs <office@clesigns.com> wrote:

Conner,

Attached is the updated invoice. Please let me know if you have any questions.

Thank you,

Jennifer Nieves
CLE Signs
4399 State Road
Cleveland, Ohio 44109
216-862-6383
https://www.clesigns.com/

<Outlook-uiiutdkl.png>
<Invoice 1815.pdf>

RECEIVED
By Kelly McCafferty at 8:17 am, Sep 05, 2025

CB25-000104

REV.	DATE

EXTERIOR ALTERATIONS FOR
LAKEWOOD DENTAL ASSOCIATES

15711 MADISON AVENUE, SUITE 104
LAKEWOOD, OHIO 44107

City of Lakewood
Approved Plans
CB25-000104
Christopher Parmelee
09/09/2025

LS ARCHITECTS
22082 LORAN ROAD
FAIRVIEW PARK, OHIO 44126
PHONE 216-403-9654 FAX 440-716-8837

STATE OF OHIO
LEON S. SAMPAT 13053
REGISTERED ARCHITECT

LOCATION PLAN

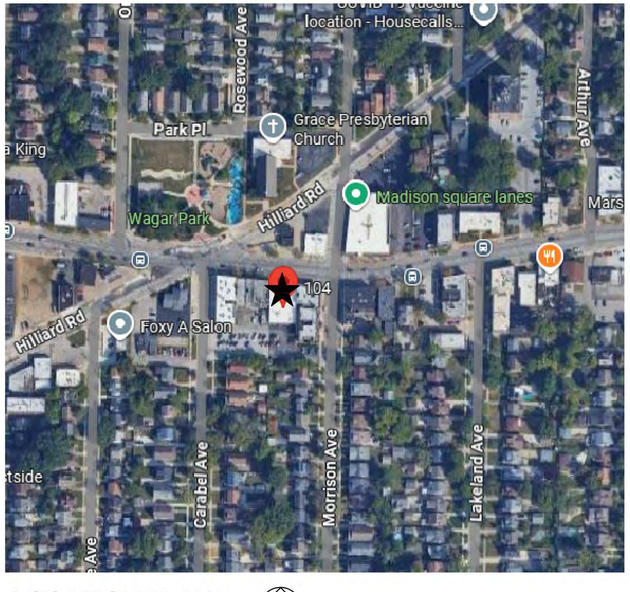

LOCATION PLAN
N.T.S.

CODE REVIEW

CODE INFORMATION :
BUILDING CODE : OBC (2024)
USE GROUP : "B" - BUSINESS
TYPE OF CONSTRUCTION : V-B
(NON)SPRINKLERED

TENANT AREA : EXISTING UN-ALTERED

SCOPE OF WORK

EXTERIOR ALTERATIONS ONLY -
NEW EIFS WORK, AWNINGS, EXTERIOR WALL SCONCES, AND NEW DUMPSTER ENCLOSURE. SEE SITE PLAN AND ELEVATIONS

DRAWING INDEX

T1.1 - DRAWING INDEX, CODE REVIEW, BUILDING LOCATION
SD1.1 - SITE PLAN, DETAILS, PROPOSED FRONT ELEVATION RENDERING
A2.1 - EXISTING / DEMOLITION ELEVATIONS
A2.2 - PARTIAL ELECTRICAL PLAN, PROPOSED ELEVATIONS, DETAILS
M1.1 - RENDERED ELEVATION & PROPOSED MATERIALS

LEON S. SAMPAT
LICENSE# 13053
EXPIRATION DATE 12/31/2025

EXTERIOR ALTERATIONS FOR:
LAKEWOOD DENTAL ASSOC.
15711 MADISON AVE. SUITE 104
LAKEWOOD, OH

JOB NO: 25-112
DATE: 08.28.2025
ISSUE: REVIEW
SHEET:
T1.1

PROPOSED FRONT ELEVATION

EXISTING FRONT ELEVATION

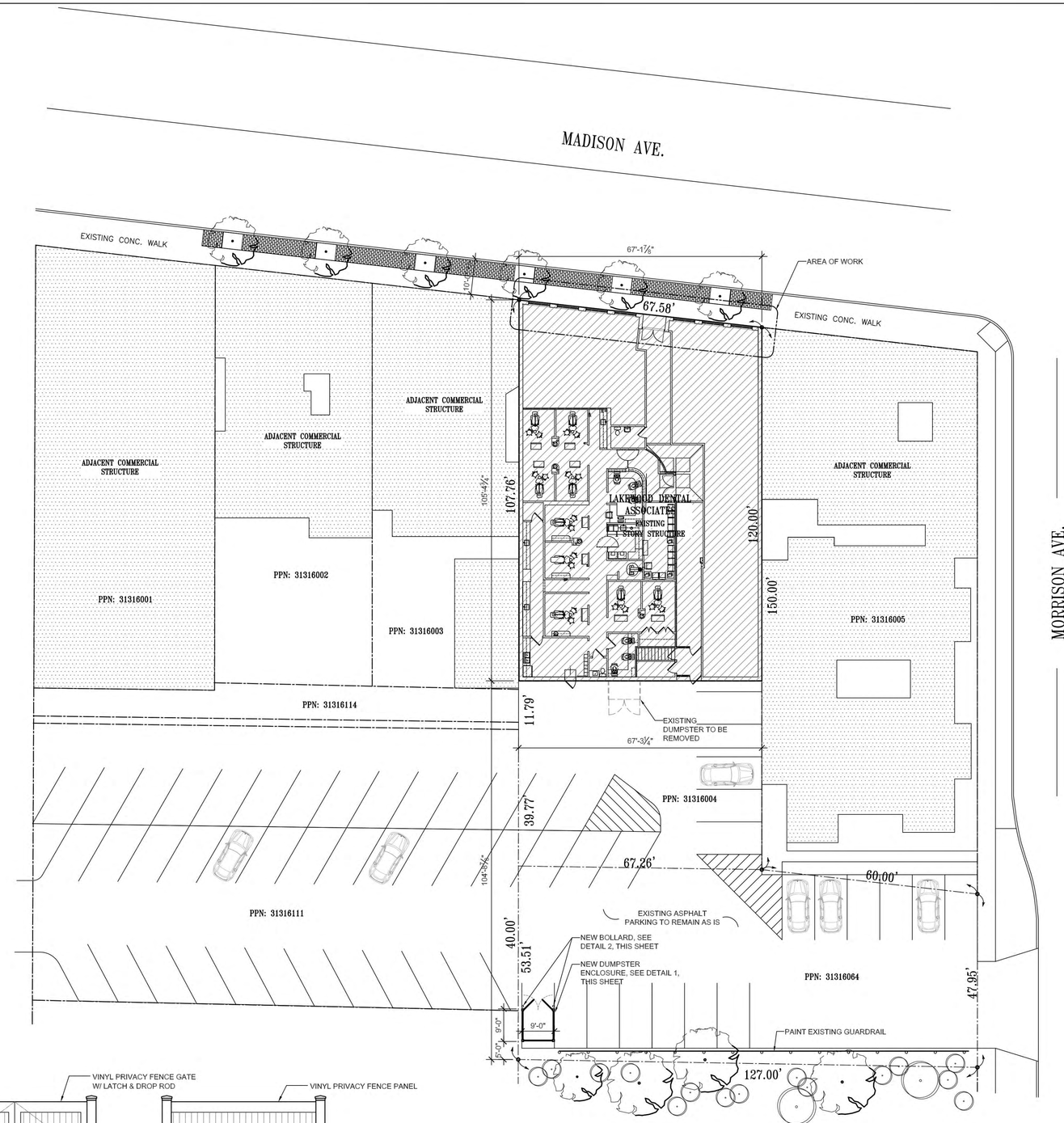

SITE PLAN
SCALE: 1/16" = 1'-0"

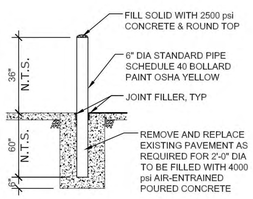

2 BOLLARD DETAIL
SCALE: NTS

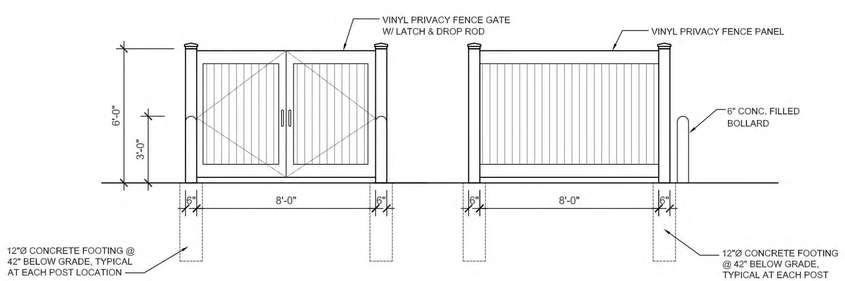

1 VINYL TRASH ENCLOSURE DETAILS
SCALE: NTS

REV.	DATE

LS ARCHITECTS
22082 LORAN ROAD
FAIRVIEW PARK, OHIO 44126
PHONE 216-403-9654 FAX 440-716-8837

STATE OF OHIO
LEON S. SAMPAT 13053
REGISTERED ARCHITECT

LEON S. SAMPAT
LICENSE# 13053
EXPIRATION DATE 12/31/2025

EXTERIOR ALTERATIONS FOR:
LAKEWOOD DENTAL ASSOC.
15711 MADISON AVE. SUITE 104
LAKEWOOD, OH

JOB NO: 25-112

DATE: 08.28.2025

ISSUE: REVIEW

SHEET:

SD1.1

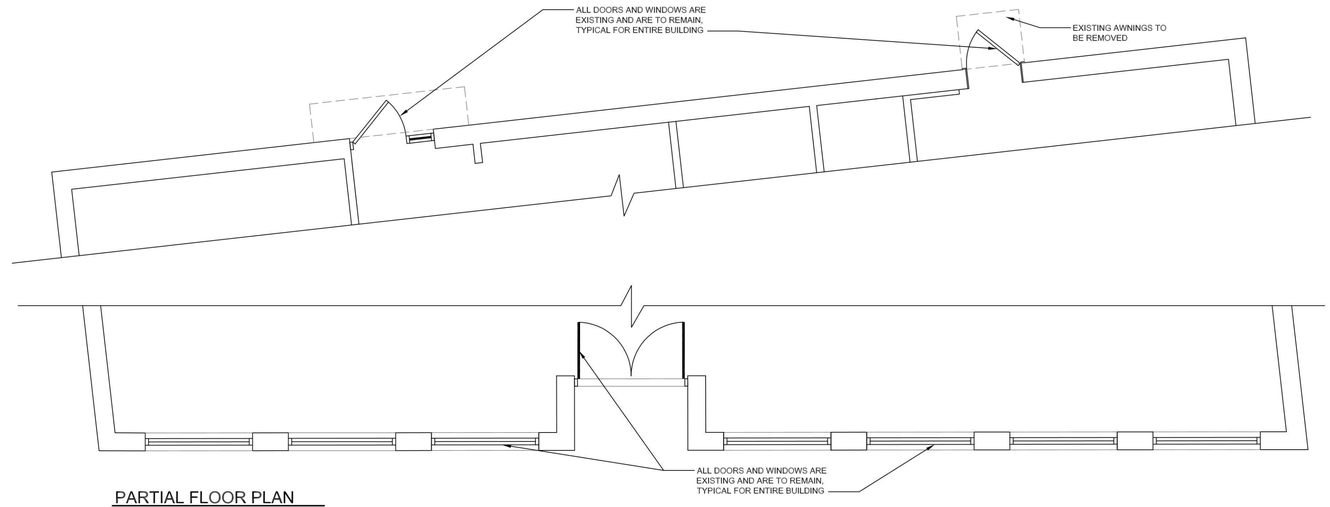

PARTIAL FLOOR PLAN

SCALE: 1/4" = 1'-0"

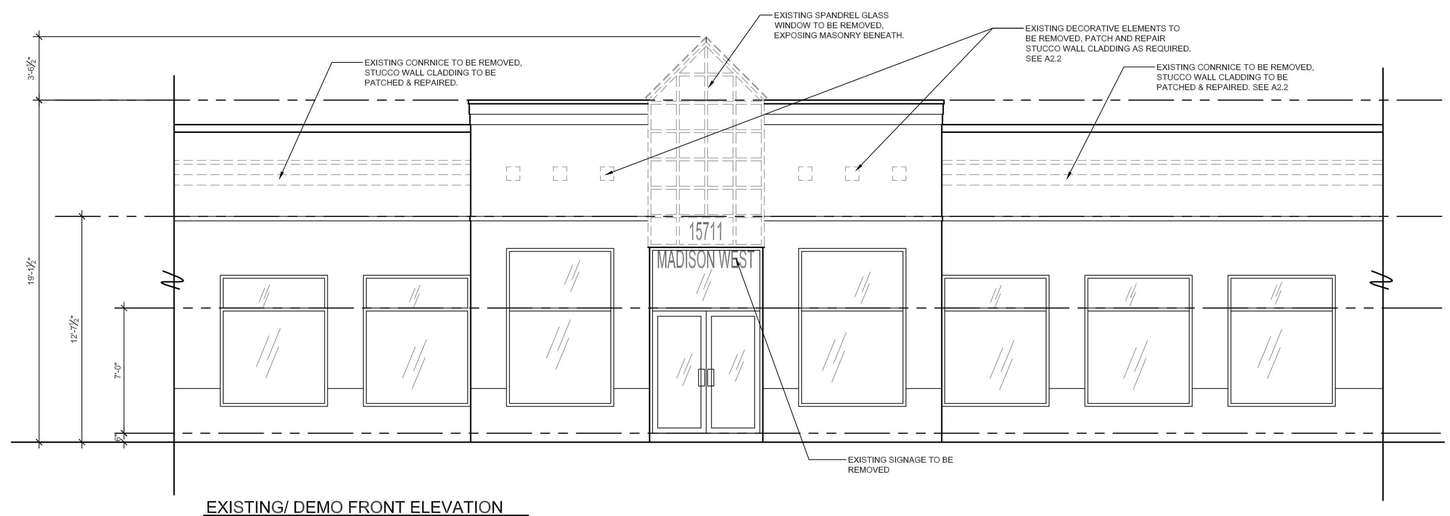

EXISTING/ DEMO FRONT ELEVATION

SCALE: 1/4" = 1'-0"

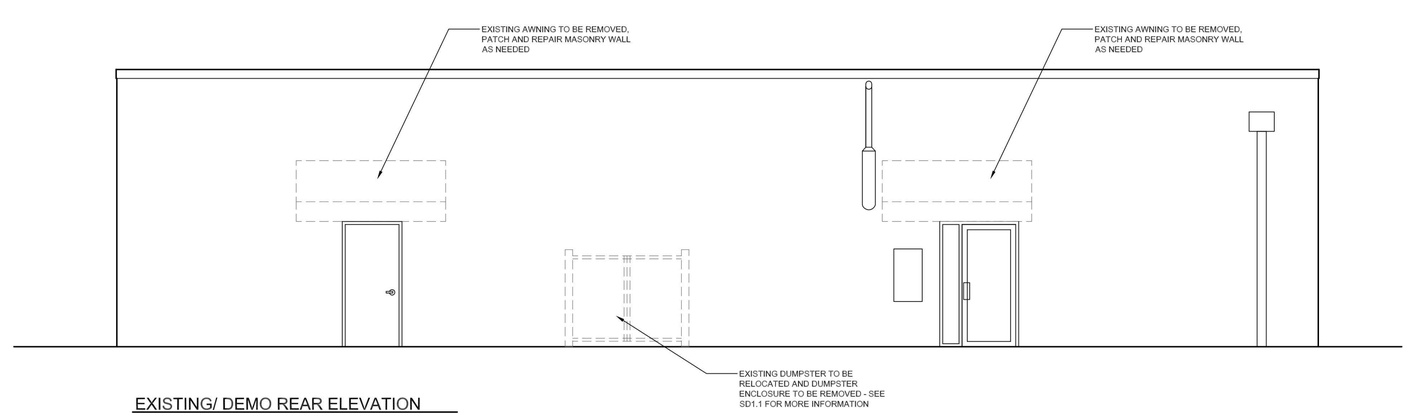

EXISTING/ DEMO REAR ELEVATION

SCALE: 1/4" = 1'-0"

DEMOLITION REQUIREMENTS

1. CONDUCT DEMOLITION TO MINIMIZE INTERFERENCE WITH ADJACENT STRUCTURES.
2. CEASE OPERATIONS IMMEDIATELY IF ADJACENT STRUCTURES APPEAR TO BE IN DANGER. NOTIFY LANDLORD IMMEDIATELY. DO NOT RESUME OPERATIONS UNTIL DIRECTED.
3. CONDUCT OPERATIONS WITH MINIMUM INTERFERENCE TO PUBLIC OR PRIVATE ACCESSES. MAINTAIN PROTECTED EGRESS AND ACCESS AT ALL TIMES.
4. OBTAIN WRITTEN PERMISSION FROM ADJACENT PROPERTY OWNERS WHEN DEMOLITION EQUIPMENT WILL TRAVERSE, INFRINGE UPON OR LIMIT ACCESS TO THEIR PROPERTY.
5. SPRINKLE WORK WITH WATER TO MINIMIZE DUST. PROVIDE HOSES AND WATER CONNECTIONS FOR THIS PURPOSE.
6. BACK FILL AREAS EXCAVATED CAUSED AS A RESULT OF DEMOLITION.
7. MARK LOCATIONS OF EXISTING UTILITIES & WHERE THEY ARE CAPPED.
8. MAINTAIN CIRCULATION AROUND BUILDINGS DURING DEMOLITION. DO NOT CLOSE OR OBSTRUCT ROADWAYS, SIDEWALKS OR HYDRANTS WITHOUT PERMITS. COORDINATE ANY REQUIRED CLOSING OF SIDEWALKS OR DRIVES WITH OWNER BEFORE BLOCKING ANY AREAS.
9. PATCH AND REPAIR ANY SIDEWALKS, AND DRIVES DAMAGED DURING DEMOLITION.
10. DISCONNECT, REMOVE CAP AND IDENTIFY DESIGNATED UTILITIES WITHIN DEMOLITION AREAS.
11. DO NOT BURN OR BURY MATERIALS ON SITE. LEAVE SITE IN CLEAN CONDITION.
12. REMOVE TEMPORARY WORK.
13. INDICATE PRIOR TO WORK DEMOLITION AND REMOVAL SEQUENCE AND LOCATION OF SALVAGEABLE ITEMS, LOCATIONS AND CONSTRUCTION BARRICADES, FENCES AND TEMPORARY WORK.
14. ACCURATELY RECORD ACTUAL LOCATIONS OF CAPPED UTILITIES, SURFACE OBSTRUCTIONS, AND CHANGES TO CONTRACT DOCUMENTS.

PREPARATION

A. PROVIDE, ERECT, AND MAINTAIN TEMPORARY BARRIERS AND SECURITY DEVICES WHERE REQUIRED.

B. PROTECT EXISTING LANDSCAPE MATERIALS AND STRUCTURES WHICH ARE NOT TO BE DEMOLISHED.

C. PREVENT MOVEMENT OR SETTLEMENT OF ADJACENT STRUCTURES. PROVIDE BRACING AND SHORING.

D. MARK LOCATION OF UTILITIES.

REGULATORY REQUIREMENTS

1. CONFORM TO APPLICABLE CODE FOR DEMOLITION OF STRUCTURES, SAFETY OF ADJACENT STRUCTURES, DUST CONTROL, RUNOFF CONTROL, DISPOSAL AND ACCESS DURING CONSTRUCTION.
2. OBTAIN REQUIRED PERMITS FROM AUTHORITIES.
3. NOTIFY AFFECTED UTILITY COMPANIES BEFORE STARTING WORK AND COMPLY WITH THEIR REQUIREMENTS.
4. DO NOT CLOSE OR OBSTRUCT ROADWAYS SIDEWALKS OR HYDRANTS WITHOUT PERMITS.
5. CONFORM TO APPLICABLE REGULATORY PROCEDURES WHEN DISCOVERING HAZARDOUS OR CONTAMINATED MATERIALS.

SCOPE OF DEMOLITION:

1. The following Specifications and Drawings are a general outline of demolition work to be performed on the project. The Contractor shall visit the site and familiarize himself with the specific items to be demolished and/or removed.
2. Any items omitted and/or specifically not mentioned in this general outline shall not be construed by the Contractor as relieving him of the responsibility of removing such existing conditions that may impede the installation of the new work.
3. The Contractor shall predetermine which items are to remain the property of the Landlord. All other items and debris shall be removed from the premises by the Contractor.
4. Refer to related drawings for description of demolition work.

REV.	DATE

LS ARCHITECTS
22082 LORAN ROAD
FAIRVIEW PARK, OHIO 44126
PHONE 216-403-9654 FAX 440-716-8837

STATE OF OHIO
LEON S. SAMPAT
13053
REGISTERED ARCHITECT

LEON S. SAMPAT
LICENSE# 13053
EXPIRATION DATE 12/31/2025

EXTERIOR ALTERATIONS FOR:
LAKEWOOD DENTAL ASSOC.
15711 MADISON AVE. SUITE 104
LAKEWOOD, OH

JOB NO: 25-112

DATE: 08.28.2025

ISSUE: REVIEW

SHEET:
A2.1

LIGHT FIXTURE SCHEDULE

ID	SYMBOL	DESCRIPTION	VOLT	LAMPS	TOTAL WATTS	MANUFACTURER	CATALOG NUMBER
A		5" WALL MOUNTED LED UPLIGHT, "TUBE"	120	LED	16W	WAC LIGHTING	WS-W2605 (BLACK)
B		36" WALL MOUNTED LED SCONCE, "REVELS"	120	LED	13W	WAC LIGHTING	WS-W13336 (BLACK)

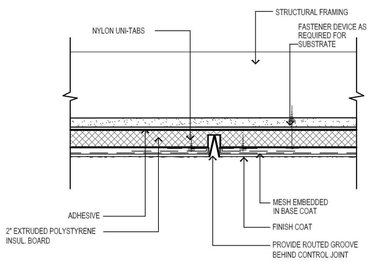

A TYP. E.I.F.S. CONTROL JOINT
SCALE: NTS
NOTE: E.I.F.S. INSTALLATION SHALL BE IN STRICT ACCORD WITH MANUFACTURERS SPECIFICATIONS AND RECOMMENDATIONS

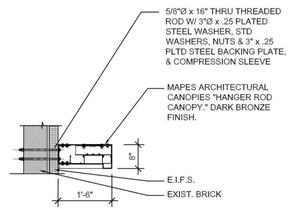

C TYP. MAPES CANOPY
SCALE: 1/2" = 1'-0"

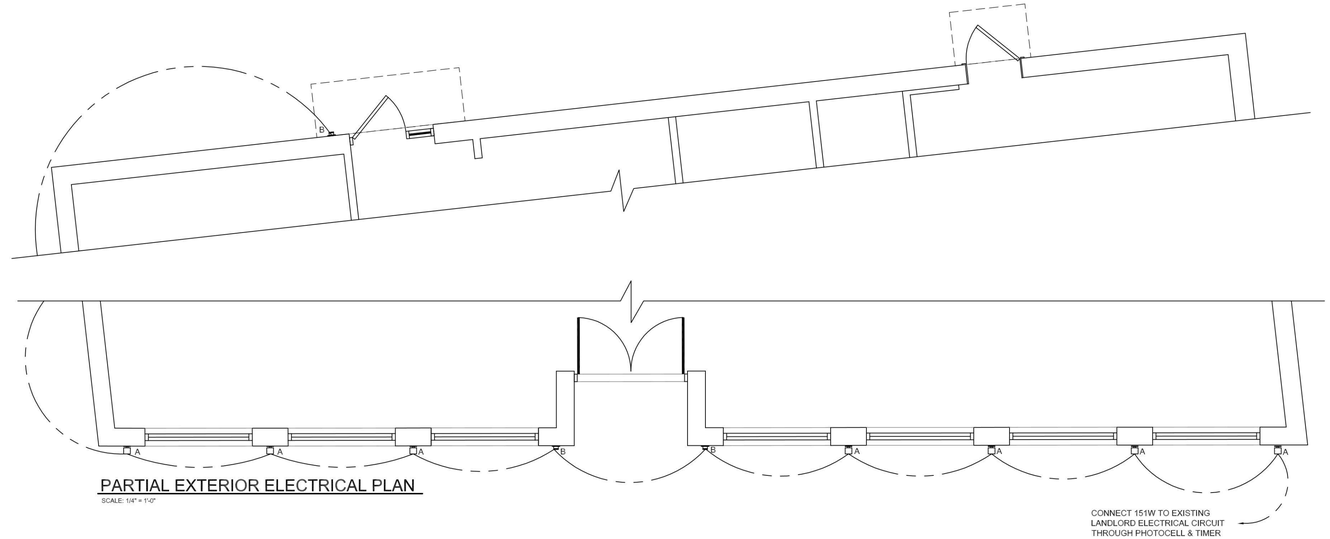

PARTIAL EXTERIOR ELECTRICAL PLAN
SCALE: 1/4" = 1'-0"

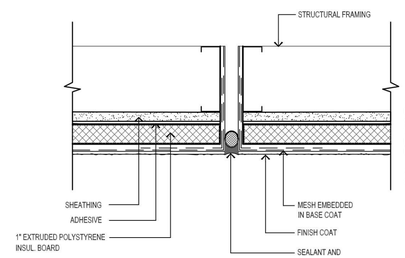

NOTES:
1. SOLVENT WIPE METAL STUDS TO REMOVE CONTAMINATION. RINSE WITH WATER AND DRY PRIOR TO APPLYING BASE COAT.
2. PROVIDE MINIMUM 3/4" (19MM) SEALANT JOINT WIDTH.

B TYP. E.I.F.S. EXPANSION JOINT
SCALE: NTS
PROVIDE @ ALL DISSIMILAR SUBSTRATE MATERIALS

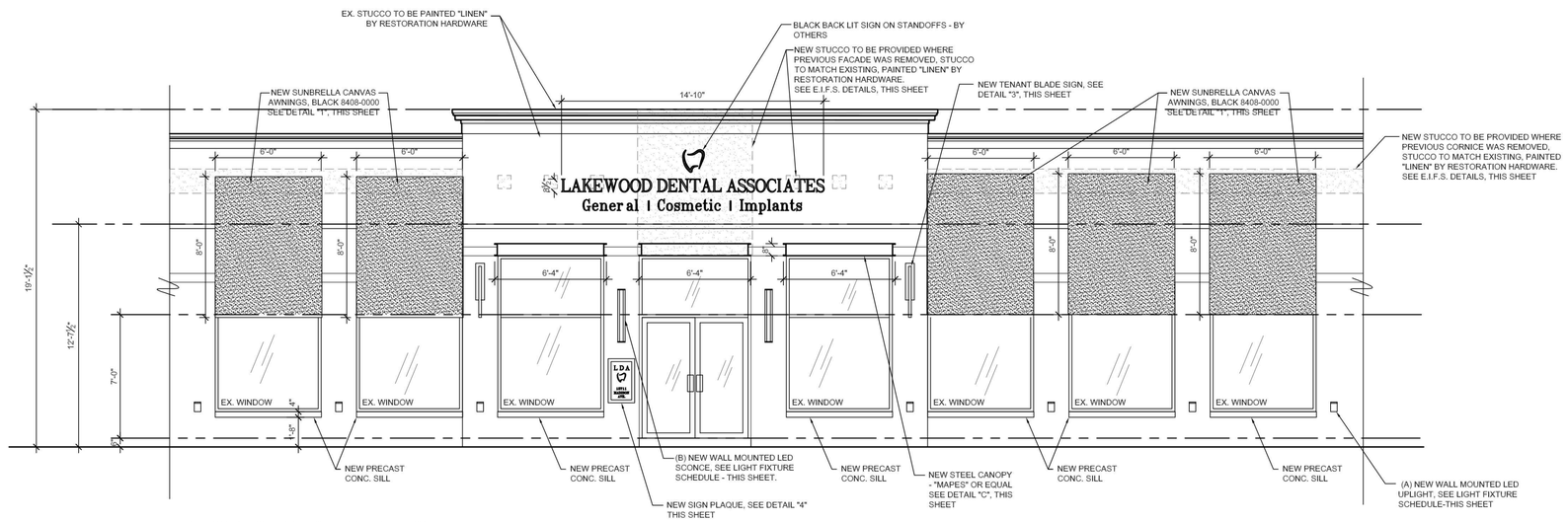

PROPOSED FRONT ELEVATION
SCALE: 1/4" = 1'-0"

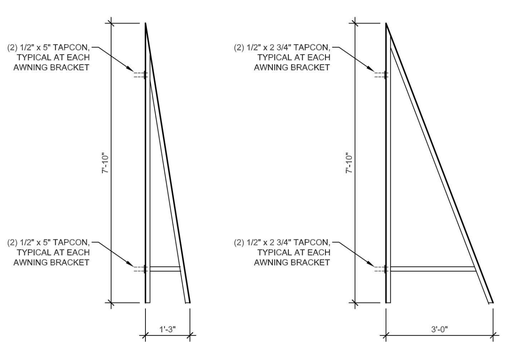

AWNING SIDE PROFILE

1 DETAIL
SCALE: 1/2" = 1'-0"

AWNING SIDE PROFILE

2 DETAIL
SCALE: 1/2" = 1'-0"

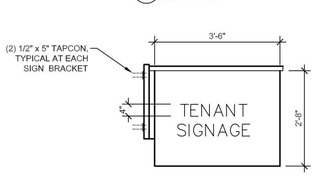

BLADE SIGN DETAIL

3 DETAIL
SCALE: 1/2" = 1'-0"

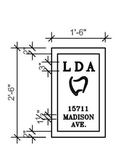

WALL PLAQUE DETAIL

4 DETAIL
SCALE: 1/2" = 1'-0"

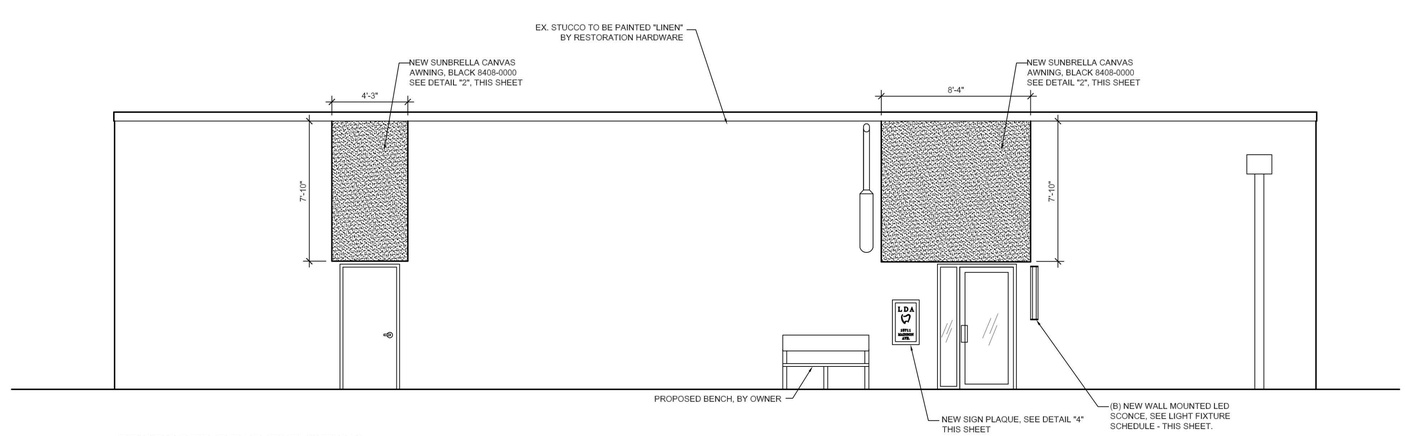

PROPOSED REAR ELEVATION
SCALE: 1/4" = 1'-0"

REV.	DATE

LS ARCHITECTS
22082 LORAN ROAD
FAIRVIEW PARK, OHIO 44126
PHONE 216-403-9654 FAX 440-716-8837

STATE OF OHIO
LEON S. SAMPAT 13053
REGISTERED ARCHITECT

LEON S. SAMPAT
LICENSE# 13053
EXPIRATION DATE 12/31/2025

EXTERIOR ALTERATIONS FOR:
LAKEWOOD DENTAL ASSOC.
15711 MADISON AVE. SUITE 104
LAKEWOOD, OH

JOB NO: 25-112
DATE: 08.28.2025
ISSUE: REVIEW
SHEET:
A2.2

PROPOSED FRONT ELEVATION

NTS

EXISTING STUCCO WALL FINISH

PAINT: “LINEN” BY RESTORATION HARDWARE

SUNBRELLA CANVAS AWNING
BLACK 8408-0000
(HIGHLY WATER REPELLENT)

36” WALL MOUNTED
LED SCONCE, “REVELS”
BY WAC LIGHTING
WS-W13336 (BLACK)

WALL MOUNTED
LED UPLIGHT, “TUBE”
BY WAC LIGHTING
WS-W2605 (BLACK)

REV.	DATE

LS ARCHITECTS
22082 LORAN ROAD
FAIRVIEW PARK, OHIO 44126
PHONE 216-403-9654 FAX 440-716-8837

STATE OF OHIO
LEON S. SAMPAT 13053
REGISTERED ARCHITECT

LEON S. SAMPAT
LICENSE# 13053
EXPIRATION DATE 12/31/2025

EXTERIOR ALTERATIONS FOR:
LAKEWOOD DENTAL ASSOC.
15711 MADISON AVE. SUITE 104
LAKEWOOD, OH

JOB NO: 25-112

DATE: 08.28.2025

ISSUE: REVIEW

SHEET:

A2.3

216.221.5556
LAKEWOOD
CHIROPRACTIC
CLINIC
Lakewood
Dental
Associates

City of Lakewood
Board of Building Standards • Architectural Board of Review • Sign Review Board

P: (216) 529-6630
F: (216) 529-5907
planning@lakewoodoh.gov

Application Cover Page

Docket No.: 12-111-25

Permit No.: BBS25-000124

Applicant Name: Evan Laisure

Project Address: 14224 Madison Ave.

Project Name: The Pastimes Cafe

Project: Applicant proposes new signage in the sign band and painted window/door signage.

A. BUILDING LOCATION:

Location of building, and surrounding streets.

Location of building: 14224 Madison Ave. Located on north side of street between Roosevelt & Madison.

Photo of previous occupying business.

B. BUILDING EXTERIOR & MATERIALS:

Site photos with signage / building materials:

Existing sign surface that will be painted. Material is Flame Block 3/8″ OSB fire resistant Sheathing.

C. BUILDING AND SIGNAGE DIMENSIONS:

Measurements of buildings, window, artwork, and signage.

☐ Gold leaf glass gilding on 2 of the exterior windows and door.

■ New logo would be painted with ONE SHOT Lettering Enamel sign painters paint.

CAFÉ PASTIMES

PASTIMES
Neighborhood Café
EST. 2017

C. ARTWORK:

Artwork descriptions:

- The signage and artwork all feature classic sign painting typefaces that pay homage to the rich history of Lakewood sign paintings.
- The monarch butterfly motif is the main logo and a core part of the café's mission

C. GOLD LEAF SIGNAGE:

Signage Materials:

Window signage will be reverse glass gilding using gold foil similar to example photo above.

The talented Alan Giberson (Old Soul Sign Co.) will be completing the glass gilding. He’s worked on windows for companies like Lakewood Electric Tattoo and Larder.

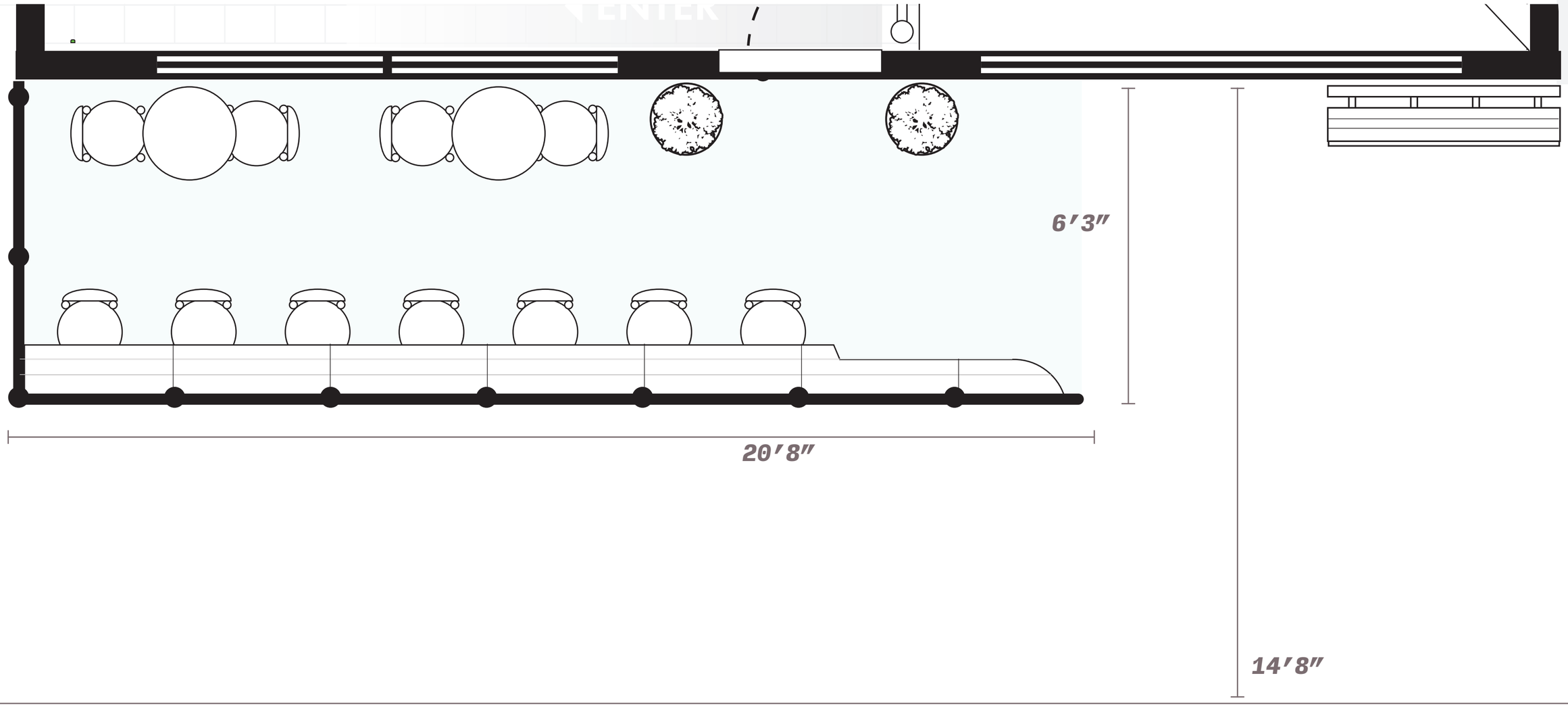

C. PATIO RE-OPENING

Overhead schematic of the patio that was attached to the previous restaurant:

- [ ] Patio is against the building, with a iron 3 bar fence that starts on the left side of the building and ends just past the front door.
- [ ] The restaurant will not serve alcohol so the patio is open on one side.

City of Lakewood
Board of Building Standards •
Architectural Board of Review •
Sign Review Board

P: (216) 529-6630
F: (216) 529-5907
planning@lakewoodoh.gov

Application Cover Page

Docket No.: 12-112-25

Permit No.: BBS25-000127

Applicant Name: Nickie Lui

Project Address: 15207 Detroit Ave.

Project Name: Flame & Fable

Project: Applicant proposes signage on awning and window.

FLAME & FABLE

a fantasy & romance bookshop

mon - sat

11 am - 7 pm

sunday

closed

15207 FLAME & FABLE

AMERICAN AWNING AND CANVAS
3435 SERVICE ROAD
CLEVELAND, OHIO 44111
216.431.9444

Flame & Fable
15207 Detroit Avenue
Lakewood, Ohio 44107

Att: Nickie Lui

Quote to fabricate and install (1) 15′ wide x 1′ removable valance panel. Material to be 9 ounce per square yard Black Cherry Sunbrella™ to match existing awning. Pricing includes FLAME & FABLE graphic painted 8″ letters and 6″ 15207 address graphic painted in White. Price discounted for existing customer.

	$920.55
State of Ohio sales tax	$73.64

	$994.19

QUALITY-CRAFTSMANSHIP SINCE 1945

NO
TURN
ON RED
15203
15205 KOREAN KARA CENTER
216-440-5444
OPEN
15207 YOUR CBD STORE
OPEN
CBD
15209
15211 THA HOON RESTAU
NOW
LAKEWOOD
VINEYARD CHURCH

City of Lakewood
Board of Building Standards • Architectural Board of Review • Sign Review Board

P: (216) 529-6630
F: (216) 529-5907
planning@lakewoodoh.gov

Application Cover Page

Docket No.: 12-113-25

Permit No.: BBS25-000118

Applicant Name: Charles McGettrick, Architects, C.A. McGettrick LLC

Project Address: 1629 Hopkins Ave.

Project Name: N/A

Project: Applicant proposes front porch renovation.

C. A. McGettrick Jr
PRES.

PORCH RENOVATION

1629 Hopkins Ave. Lakewood, Ohio

ARCHITECTS C.A. McGETTRICK, LLC

14551 Madison Ave.
Lakewood, Ohio 44107
216-227-0700

GENERAL NOTES

THE USE OF THESE DOCUMENTS IS RESTRICTED TO THE ORIGINAL SITE FOR WHICH THEY WERE PREPARED. REUSE OR REPRODUCTION OF THE DOCUMENTS (IN WHOLE OR IN PART), FOR ANY OTHER PURPOSE IS PROHIBITED.

VERIFY ALL ROUGH OPENINGS WITH MANUFACTURER PRIOR TO FRAMING.

SYMBOLS AND ABBREVIATIONS USED ON THESE DRAWINGS ARE CONSIDERED TO BE CONSTRUCTION STANDARDS. IF THE CONTRACTOR HAS QUESTIONS REGARDING ABBREVIATIONS OR SYMBOLS AS TO THEIR EXACT MEANING, THE ARCHITECT SHALL BE NOTIFIED AT ONCE FOR CLARIFICATION.

SMOKE DETECTORS SHALL BE HARD WIRED AND INTERCONNECTED / BATTERY BACKUP. SMOKE ALARMS UTILIZING PHOTOELECTRIC AND IONIZATION TECHNOLOGIES SHALL BE INSTALLED. SMOKE ALARMS LOCATED IN ACCORDANCE W/ RCO 314.5 SHALL INCLUDE PHOTOELECTRIC TECH.

ENCLOSED ACCESSIBLE SPACE UNDER STAIRS SHALL HAVE WALLS AND SOFFITS PROTECTED ON ALL SIDES BY 5/8" GYPSUM BOARD.

ALL HANDRAILS SHALL BE MOUNTED BETWEEN 34"MINIMUM & 38" MAXIMUM, MEASURED FROM THE NOSING OF THE TREAD.

BALCONY RAILINGS SHALL FORM A GUARD NOT LESS THAN 36" IN HEIGHT WHEN MORE THAN 30" ABOVE FLOOR OR GRADE BELOW.

ALL BALUSTERS SHALL BE SPACED TO PROHIBIT A SPHERE 4" IN DIAMETER FROM PASSING THROUGH IT.

ACCESS TO THE ATTIC AREAS IN COMPLIANCE WITH RCO SECTION 807.1 IS REQUIRED. THE ACCESS PANELS OR DOORS SHALL BE IN READILY ACCESSIBLE LOCATIONS

A GEOTECHNICAL ENGINEER SHALL BE THE RESPONSIBILITY OF THE CONTRACTOR AND/OR HOMEOWNER. NOTIFY THE ARCHITECT OF UNUSUAL SOIL CONDITIONS.

SOIL BEARING PRESSURE IS ASSUMED TO BE 2,500 PSF. CONTRACTOR SHALL VERIFY IN FIELD.

CONCRETE DESIGN FOR FOOTING SHALL BE MIN. Fc = 3,000 PSI

CONCRETE DESIGN FOR FLOOR SLABS SHALL BE MIN. Fc = 4,000 PSI

CONTRACTOR SHALL USE NO LESS THAN TYPE "M" OR "S" MORTAR IN CRAWL SPACE BLOCK WALLS

ALL STEEL BEAMS, PLATES, AND COLUMNS SHALL BE ASTM A-36 STEEL.

ALL FLOOR JOISTS, CEILING JOISTS AND ROOF RAFTERS ARE DESIGNED TO BE MIN. Fb = 1,200 PSI

ARCHITECTS C.A. MCGETTRICK, LLC DOES NOT PROVIDE ANY CONSTRUCTION SUPERVISION. CONTRACTOR AND / OR OWNER IS RESPONSIBLE TO VERIFY THAT ALL STRUCTURE MATCHES THE PLANS AS DRAWN AND DESIGNED.

ARCHITECTS C.A. MCGETTRICK, LLC IS NOT RESPONSIBLE FOR STRUCTURAL OR NON STRUCTURAL ISSUES RELATED TO SOIL CONDITIONS. ANY CHANGES AFTER ISSUANCE OF FINAL CONSTRUCTION SETS WILL BE CONSIDERED CHANGES TO THE DRAWINGS AND INVOICED.

IT IS THE RESPONSIBILITY OF THE CONTRACTOR AND/OR OWNER TO FIELD VERIFY ALL AS BUILT DIMENSIONS OF FOUNDATION AND FRAMING PRIOR TO ORDERING TRUSSES. ARCHITECTS C.A. MCGETTRICK, LLC ASSUMES NO RESPONSIBILITY FOR TRUSSES ORDERED SOLELY FROM THIS SET OF CONSTRUCTION DOCUMENTS.

ALL TRUSSES ARE TO BE DESIGNED BY THE TRUSS MANUFACTURER WITH DETAILED DRAWINGS DESCRIBING TRUSS LAYOUTS AND LOAD CALCULATIONS USED TO DESIGN THE TRUSSES, AND SUBMITTED TO THE RESIDENTIAL BUILDING OFFICIAL PRIOR TO INSTALLATION

ALL ENGINEERED FLOOR SYSTEMS SHALL BE DESIGNED BY THE MANUFACTURER.

ADJUST ALL OVERHANGS OF DIFFERENT PITCHES TO MAINTAIN CONSISTENT LEVEL .

ALL JOISTS, BEAMS AND GIRDERS SHALL BEAR A MINIMUM OF 1-1/2" ON WOOD OR METAL, AND 3" ON MASONRY.

ALL FRAMING LUMBER SHALL BE SPF OR DOUGLAS FIR LARCH #2 WITH A MINIMUM MODULUS OF ELASTICITY OF 1,700,000
ANY MICROLAM (LVL) NOTED ON THESE DRAWINGS MUST MEET THE FOLLOWING DESIGN CRITERIA:
M.O.E.....2,000,000PSI FB.....2,900PSI

WINDOWS:
BASED ON MATCHING EXISTING WINDOWS, FIELD VERIFY MANUF., W/ ADVANCED LOW-E 5/8" INSULATED GLASS, AND U-VALUE OF 0.35

IT IS THE RESPONSIBILITY OF THE CONTRACTOR AND/OR OWNER TO RETAIN THE SERVICES OF A REGISTERED SURVEYOR OR ENGINEER TO COMPLETE AN ACCURATE SITE AND GRADING PLAN PRIOR TO THE COMPLETION OF THE "DESIGN PHASE".

ALL WINDOWS SHALL BE FLASHED AND SEALED OVER NAILING FLANGES WITH WINDOW FLASHING TAPE.

CONTRACTOR AND / OR OWNER SHALL NOTIFY THE ARCHITECT OF ANY FIELD CHANGES MADE TO THE PLANS OR BUILDING DURING CONSTRUCTION. FIELD CHANGES MADE TO THE BUILDING WITHOUT THE CONSULTATION AND/OR APPROVAL OF THE ARCHITECT WILL BE THE SOLE RESPONSIBILITY OF CONTRACTOR AND OWNER.

DRAWING INDEX

TS	GENERAL NOTES / SITE PLAN
A-1	DEMO PLAN / FOUNDATION PLAN / PORCH PLAN / SECOND FLOOR PLAN / EXTERIOR ELEVATIONS / SECTION

SITE PLAN

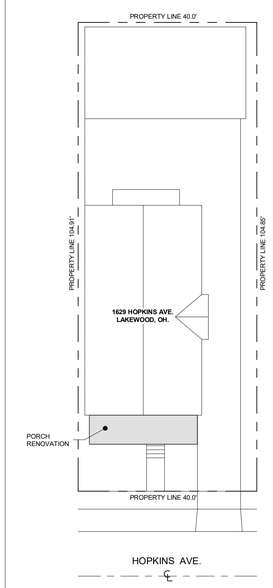

SITE PLAN
1/16" = 1'-0"

DATE: 11/6/25
REVISION:

PORCH RENOVATION
1629 Hopkins Ave., Lakewood, Ohio 44107
ARCHITECTS, C.A. McGETTRICK, LLC
14551 Madison Ave. Lakewood, Ohio 44107 216-227-0700 FAX: 216-227-0712

COMMISSION NO:
22520
CHARLES MCGETTRICK JR. #77595
EXPIRATION DATE: 12/31/2025

TS

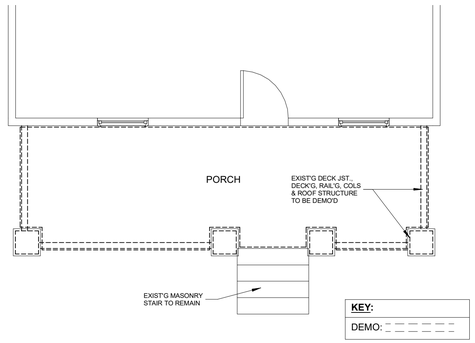

DEMO PLAN
1/4" = 1'-0"

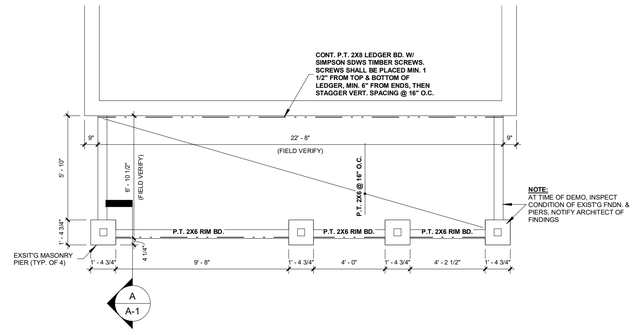

FOUNDATION PLAN
1/4" = 1'-0"

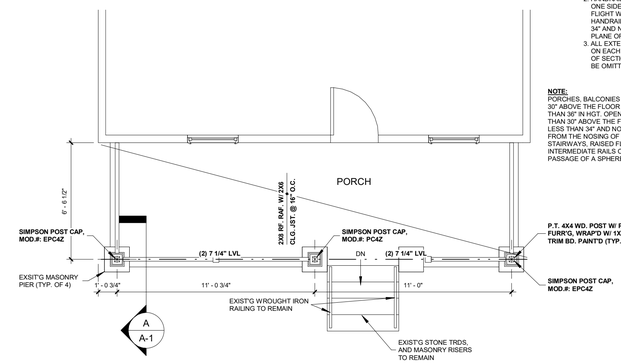

PORCH PLAN
1/4" = 1'-0"

NOTE:
- ALL STAIRS SHALL COMPLY WITH SECTION R311.5 OF THE RCO.
- ALL CONSTRUCTION SHALL INCLUDE, BUT NOT BE LIMITED TO THE FOLLOWING:
  1. GUARDS SHALL BE INSTALLED AS REQUIRED BY SECTION R312.1 OF THE RCO
  2. HANDRAILS SHALL BE INSTALLED ON AT LEAST ONE SIDE OF CONTINOUS RUN OF TREADS OR FLIGHT WITH FOUR OR MORE RISERS. THE HANDRAILS SHALL BE LOCATED NOT LESS THAN 34" AND NOT MORE THAN 38" FROM THE SLOPE PLANE OF THE TREAD NOSING
  3. ALL EXTERIOR DOORS SHALL HAVE A LANDING ON EACH SIDE OF THE DOOR. SEE EXCEPTIONS OF SECTION R311.4.3. WHEN THESE LANDINGS MAY BE OMITTED

NOTE:
PORCHES, BALCONIES OR RAISED FLOOR SURFACES LOCATED MORE THAN 30" ABOVE THE FLOOR OR GRADE BELOW SHALL HAVE GUARDS NOT LESS THAN 36" IN HGT. OPEN SIDES OF STAIRS WITH A TOTAL RISE OF MORE THAN 30" ABOVE THE FLOOR OR GRADE BELOW SHALL HAVE GUARDS NOT LESS THAN 34" AND NOT MORE THAN 38" IN HGT. MEASURED VERTICALLY FROM THE NOSING OF THE TREADS. REQUIRED GUARDS ON OPEN SIDE OF STAIRWAYS, RAISED FLOOR AREA, BALCONIES AND PORCHES SHALL HAVE INTERMEDIATE RAILS OR ORNAMENTAL CLOSURES WHICH DO NOT ALLOW PASSAGE OF A SPHERE 4" OR MORE IN DIAMETER

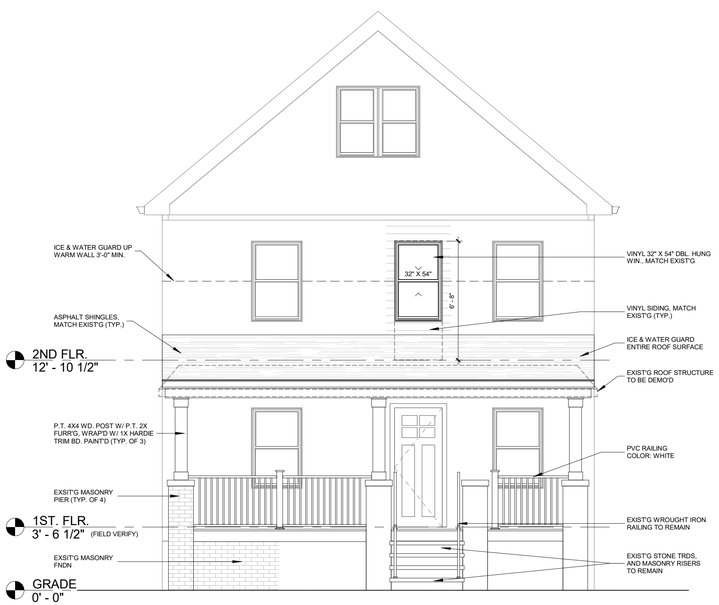

WEST ELEVATION
1/4" = 1'-0"

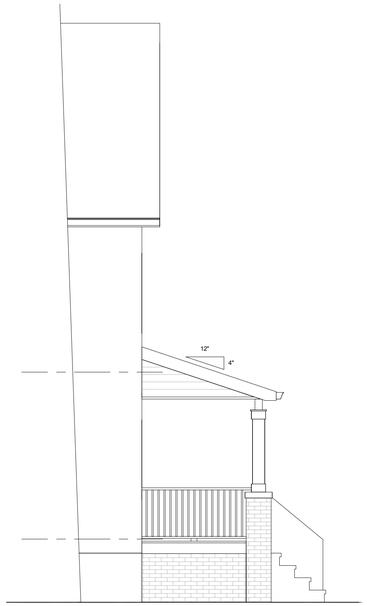

NORTH ELEVATION
1/4" = 1'-0"

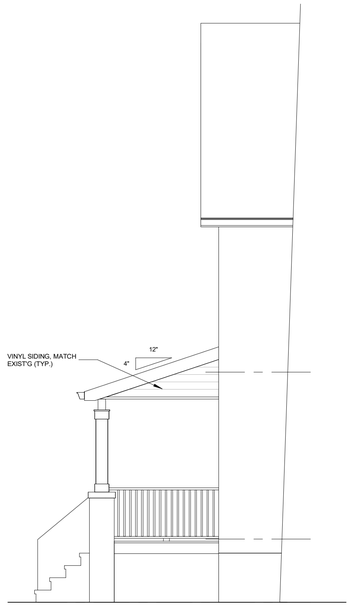

SOUTH ELEVATION
1/4" = 1'-0"

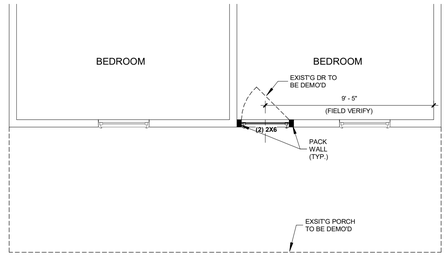

SECOND FLOOR PLAN
1/4" = 1'-0"

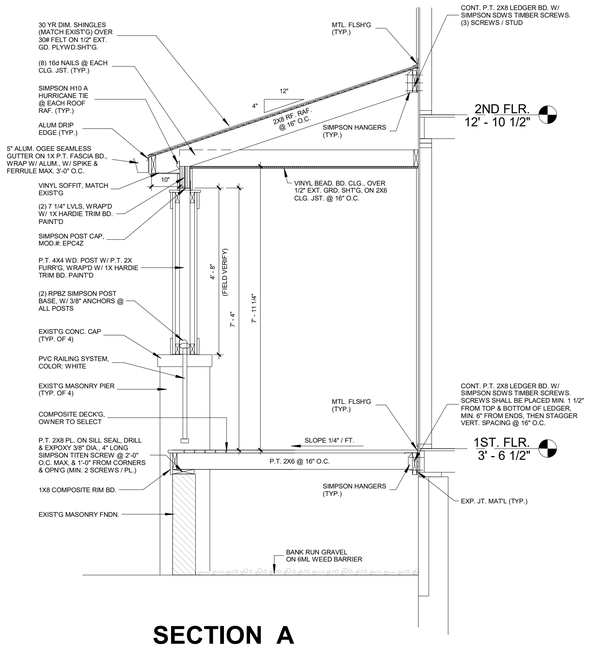

SECTION A
1/2" = 1'-0"

DATE: 11/6/25
REVISION:

PORCH RENOVATION
1629 Hopkins Ave., Lakewood, Ohio 44107

ARCHITECTS, C.A. McGETTRICK, LLC
14551 Madison Ave. Lakewood, Ohio 44107 216-227-0700 FAX: 216-227-0712

COMMISSION NO:
22520

CHARLES MCGETTRICK JR. #775935
EXPIRATION DATE: 12/31/2025

A-1

1629

Round Tapered **PERMA**Cast®Plus Columns

ROUND PERMACAST®PLUS COLUMN DIMENSIONS (IN INCHES)*

Col. Size	A	B	C	D	E	F	G	J	K	L	O	N	R	T	Lengths Avail. (ft.)
6"	5⅝"	4⅝"	9"	1 7/16"	1¼"	⅝"	¾"	1¼"	1⅜"	8"	1"	6¼"	3 5/16"	4 7/16"	4, 6, 8
8"	7⅝"	6¼"	10½"	1⅞"	1¾"	¾"	13/16"	1¼"	1½"	9¼"	½"	2¼"	4⅜"	4½"	5, 6, 8 9, 10
10"	9⅝"	8⅛"	13⅛"	2⅜"	2⅛"	¾"	13/16"	1¼"	1¾"	11¼"	⅝"	2¼"	5¼"	5"	6, 8, 9 10, 12
12"	11⅝"	9⅜"	16½"	2⅞"	2⅜"	⅞"	13/16"	1¾"	2¼"	13¾"	¾"	2⅝"	6⅛"	5¾"	6, 8, 9, 10 12, 14, 16, 18
14"	13⅝"	11⅝"	19½"	3⅜"	3⅜"	1⅛"	1"	2"	2⅞"	17"	⅞"	2⅝"	7¾"	7"	8, 9, 10, 12 14, 16, 18
16"	15¾"	13⅝"	22"	3⅞"	3⅜"	1⅛"	13/16"	2¼"	2⅝"	19⅝"	1"	3"	8⅜"	8"	8, 10, 12, 14 16, 18, 20
18"	17½"	15⅜"	24⅝"	4"	4"	1⅝"	1 7/16"	2¾"	3⅛"	22⅜"	1½"	10¾"	9⅝"	8⅞"	8, 10, 12, 14, 16 20, 22, 24, 26
20"	19½"	17 3/16"	27"	4¾"	4½"	2"	1 7/16"	2⅞"	3⅜"	24 15/16"	1½"	10¾"	11¼"	9"	10, 12, 14, 16 18, 20, 22, 24
22"	21⅝"	19¼"	30¼"	5"	5"	2"	1⅞"	3"	3¾"	27½"	1½"	10¾"	12"	10¼"	16, 18, 20, 22, 24, 26
24"	23⅝"	21¼"	33½"	6"	6¼"	6¼"	2"	3½"	4"	30⅝"	1½"	10¾"	13½"	11 15/16"	12, 14, 16, 18, 20, 22, 24, 26, 28, 30
28"	28"	24⅛"	38"	6¾"	6½"	2¾"	2¼"	3¼"	4⅞"	33⅜"	1½"	10¾"	15½"	11¾"	20, 22, 24, 26, 28
30"	29⅝"	26½"	41⅛"	6½"	5⅞"	2½"	3"	4"	4⅝"	38¼"	1½"	10¾"	14⅞"	14⅞"	20, 22, 24 26, 28, 30

*There may be a variance of up to 1/4" in all dimensions. Fluted columns available in all diameters.
See page 14 for Parallel dimensions. See page 16 for Decorative Capital dimensions.
Standard Fluted Column (Fluted in mold)

• Split columns are not load bearing.

Poly Tuscan Cap

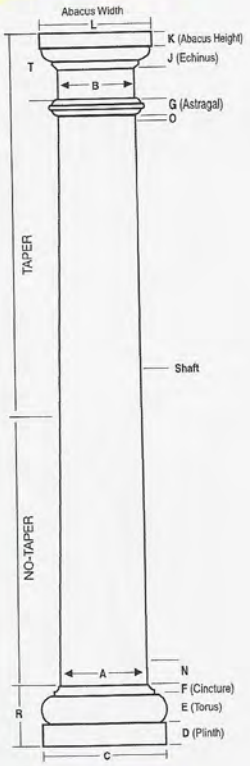

Poly Tuscan Base Plain Column.

Plumb-Fit®

To make installation even easier our 6"-12" round and square poly Tuscan Cap and Base Sets with flashing cap come with the Plumb-Fit® patented (Patent 9689674) installation system included.



ROUND PERMACAST®PLUS INSIDE DIMENSIONS

Inside dimension may vary up to 1/4".

Splitting a column will decrease inside dimension 1/8".

Column Size	Top I.D.	Bottom I.D.
6"	3⅞"	4⅞"
8"	5½"	6⅞"
10"	7⅜"	8⅞"
12"	8⅝"	10⅞"
14"	10⅞"	12⅞"
16"	12⅞"	15"
18"	14½"	16⅝"
20"	16 5/16"	18⅝"
22"	18⅜"	20 13/16"
24"	20"	22⅜"
28"	22⅞"	26¾"
30"	25¼"	28⅜"

*Plain columns only

The HB&G Porch Installation Bracket includes the bracket and all required hardware. The bracket fits 20" - 30" Plain Round PermaCast®Plus Columns and will secure a 2nd story porch to our PermaCast®Plus Columns. Three brackets are required for each column.

Poly Tuscan Cap

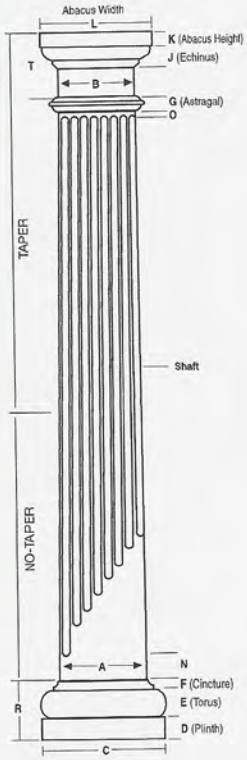

Poly Tuscan Base Fluted Column.



PermaCast Plus™ Columns

New Color, Improved Performance.

Don't let the new color fool you—our new and improved PermaCast Plus™ Columns provide better performance and an even better impact on the environment. Serving as the new and improved version of the industry standard, our new columns also feature:

- **Class A Fire-Rating**
- **Limited Lifetime Warranty**
- **Interior & Exterior Use**
- **Consistent Appearance**
- **Low-Maintenance**
- **Larger Load Capacities**
- **Lighter Weight Design**
- **Installs in Minutes**
- **Ready to Prime & Paint**
- **Made in the USA**

Product & Sizing Options Include:

Plain Square W: 6–16" H: 6–20'	**Recessed Panel Square** W: 8–14" H: 8–14'	**RoughSawn® Square** W: 8–12" H: 8–12'	**Plain & Fluted Round Tapered** W: 6–30" H: 4–30'
Fluted Square W: 8–10" H: 8–10'	**Craftsman Square** W: 10–16" H: 4.8–10'	**RoughSawn® Craftsman** W: 10–12" H: 66"	**No-Taper Round** W: 8–24" H: 6–30'

+ Numerous Cap & Base Options

Most Columns Available Split. Installation Kits Available.

Scan the QR code to learn more!

Or visit: hbgcolumns.com/products/permacastplus/new-look

November 04, 2025

To whom it may concern, I here by authorize access to the property at 1629 Hopkiins Avenue.

Very truly yours,
Thomas Dus, PRESIDENT LORAIN COUNTY AEROLEASE INC.

Property owner

250 Series Double-Hung

Standard Size Tables - Contemporary Sash

1-Wide Vent	(610) (597)	(710) (699)	(762) (749)	(813) (800)	(914) (902)	(965) (953)	(1 067) (1 054)	(1 219) (1 207)	(1 372) (1 359)
Opening	2' 0"	2' 4"	2' 6"	2' 8"	3' 0"	3' 2"	3' 6"	4' 0"	4' 6"
Frame	23 1/2"	27 1/2"	29 1/2"	31 1/2"	35 1/2"	37 1/2"	41 1/2"	47 1/2"	53 1/2"
(914) (902) 3' 0" 35 1/2"	2-0/3-0	2-4/3-0	2-6/3-0	2-8/3-0	3-0/3-0	3-2/3-0	3-6/3-0	4-0/3-0	4-6/3-0
(965) (953) 3' 2" 37 1/2"	2-0/3-2	2-4/3-2	2-6/3-2	2-8/3-2	3-0/3-2	3-2/3-2	3-6/3-2	4-0/3-2	4-6/3-2
(1 067) (1 054) 3' 6" 41 1/2"	2-0/3-6	2-4/3-6	2-6/3-6	2-8/3-6	3-0/3-6	3-2/3-6	3-6/3-6	4-0/3-6	4-6/3-6
(1 168) (1 156) 3' 10" 45 1/2"	2-0/3-10	2-4/3-10	2-6/3-10	2-8/3-10	3-0/3-10	3-2/3-10	3-6/3-10	4-0/3-10	4-6/3-10
(1 219) (1 207) 4' 0" 47 1/2"	2-0/4-0	2-4/4-0	2-6/4-0	2-8/4-0	3-0/4-0	3-2/4-0	3-6/4-0	4-0/4-0	4-6/4-0
(1 321) (1 308) 4' 4" 51 1/2"	2-0/4-4	2-4/4-4	2-6/4-4	2-8/4-4	3-0/4-4	3-2/4-4	3-6/4-4	4-0/4-4	4-6/4-4
(1 372) (1 359) 4' 6" 53 1/2"	2-0/4-6	2-4/4-6	2-6/4-6	2-8/4-6	3-0/4-6	3-2/4-6	3-6/4-6	4-0/4-6	4-6/4-6
(1 524) (1 511) 5' 0" 59 1/2"	2-0/5-0	2-4/5-0	2-6/5-0	2-8/5-0	3-0/5-0	3-2/5-0	3-6/5-0	4-0/5-0	4-6/5-0
(1 575) (1 562) 5' 2" 61 1/2"	2-0/5-2	2-4/5-2	2-6/5-2	2-8/5-2	3-0/5-2	3-2/5-2	3-6/5-2	4-0/5-2	4-6/5-2
(1 676) (1 664) 5' 6" 65 1/2"	2-0/5-6	2-4/5-6	2-6/5-6	2-8/5-6	3-0/5-6	3-2/5-6	3-6/5-6	4-0/5-6	4-6/5-6

Not to scale.

Special Sizes and Dimensions

	1-Wide Vent Unit		2-Wide Vent Unit Composite		3-Wide Vent Unit Composite	
						
	MINIMUM	MAXIMUM	MINIMUM	MAXIMUM	MINIMUM	MAXIMUM
Equal Sash	14-1/2" W x 23-1/2" H (368 x 597)	53-1/2" W x 86" H (1 359 x 2 184) 47" W x 86" H (1 194 x 2 184)* -or- 53-1/2" W x 75-1/2" H (1 359 x 1 905)*	29-1/2" W x 23-1/2" H (749 x 597)	95-1/2" W x 78" H (2 426 x 1 981)	44-1/2" W x 23-1/2" H (1 130 x 597)	107-1/2" W x 78" H (2 731 x 1 981)
Cottage Sash	14-1/2" W x 28-1/2" H (368 x 724)	53-1/2" W x 72.5" H (1 359 x 1 842)	29-1/2" W x 28-1/2" H (749 x 724)	95-1/2" W x 65-1/2" H (2 426 x 1 664)	44-1/2" W x 28-1/2" H (1 130 x 724)	107-1/2" W x 65-1/2" H (2 731 x 1 664)
Contemporary Sash	14-1/2" W x 28-1/2" H (368 x 724)	53-1/2" W x 72.5" H (1 359 x 1 842) 48" W x 72.5" H (1 219 x 1 842)* -or- 53-1/2" W x 64-1/2" H (1 359 x 1 638)*	29-1/2" W x 28-1/2" H (749 x 724)	95-1/2" W x 65-1/2" H (2 426 x 1 664)	44-1/2" W x 28-1/2" H (1 130 x 724)	107-1/2" W x 65-1/2" H (2 731 x 1 664)

*Only available for units with Auto-Lock.

General Notes:

- Maximum frame size for 2-Wide = 48 Ft² (4.46 m²)
- Maximum frame size for 3-Wide = 54 Ft² (5.01 m²)
- Rough Opening = Frame Dimension + 1/2"
- Keep frame dimensions to the nearest 1/8" increment
- 2-Wide and 3-Wide units are composites with multiple windows in one frame with integral mullions
- Sizes shown are for dual-pane 3 mm (annealed glass), other glass configurations affect maximum size available, contact your sales representative for details.
- Sizes shown are region dependent, contact your sales representative for offering details.

Miscellaneous Formulas

		Standard Performance Actual Glass Width	Actual Glass Height		Standard Performance Visible Glass Width	Performance Upgrade Visible Glass Width	Visible Glass Height
			Lower Glass	Upper Glass			
1-Wide	Vent-equal	FW - 5-1/4"	(FH - 6) ÷ 2	(FH - 6) ÷ 2	AGW - 1-1/8"	FW - 3-15/16"	AGH - 1-1/8"
	Cottage		(FH - 6) X .6	(FH - 6) X .4			
	Contemporary		(FH - 6) X .4	(FH - 6) X .6			
2-Wide	Vent-equal	(FW ÷ 2) - 5-1/2"	(FH - 6) ÷ 2	(FH - 6) ÷ 2	AGW - 1-1/8"		AGW - 1-1/8"
	Cottage		(FH - 6) X .6	(FH - 6) X .4			
	Contemporary		(FH - 6) X .4	(FH - 6) X .6			
3-Wide	Vent-equal	(FW ÷ 3) - 5-19/32"	(FH - 6) ÷ 2	(FH - 6) ÷ 2	AGW - 1-1/8"		AGW - 1-1/8"
	Cottage		(FH - 6) X .6	(FH - 6) X .4			
	Contemporary		(FH - 6) X .4	(FH - 6) X .6			

Clear Opening Formulas

	COW	COH Equal Vent	COH Cottage Vent	COH Contemporary Vent
Clear opening with Cam Lock	Frame Width – 5.046	(FH ÷ 2) – 5.411	FH – ALGH - 8.411	FH – AUGH – 8.518
Clear opening with Auto Lock		(FH ÷ 2) – 5.411	FH – ALGH - 8.411	FH – AUGH – 8.518

- Clear Opening Area (ft²) = (COW x COH) ÷ 144
- Frame Area (ft²) = (Frame Width x Frame Height) ÷ 144

KEY:

AGW = Actual Glass Width
AGH = Actual Glass Height
ALGH = Actual Lower Glass Height
AUGH = Actual Upper Glass Height
FW = Frame Width
FH = Frame Height
VGW = Visible Glass Width
VGH = Visible Glass Height
COW = Clear opening width
COH = Clear opening height

Design Resources

Back to Parent

Timberline UHDZ® with UltraMat™

Timberline UHDZ® with UltraMat™ shingles offer a combination of beauty and benefits that go beyond any other GAF shingle. UltraMat™ high-performance fiberglass mat technology enhances the shingle at its core and achieves UL 2218 Class 4 impact-resistance rating.

★★★★★ 4.9 (110) WRITE A REVIEW

Find a contractor

Pewter Gray

Barkwood

Charcoal

Shakewood

Slate

Jump to
Overview

About Timberline UHDZ® (Ultra High Definition) with UltraMat™ Shingles

For homeowners ready to go beyond their expectations, we offer Timberline UHDZ® Shingles — the premium laminate shingle from GAF. The patented Dual Shadow Line creates dramatic sunset shadows all day long. UltraMat™ high-performance fiberglass mat technology enhances the shingle at its core and achieves UL 2218 Class 4 impact-resistance rating.[1] Time-release algae-fighting technology helps

Expand to read more

Features & Benefits

If you're passionate about your home, Timberline UHDZ® Shingles were designed with you in mind. Richer colors. Deeper dimensions. Better warranty coverage against blue-green algae discoloration.[1] It's the most beautiful shingle we offer in its class.

MADE IN THE U.S.A.
WITH DOMESTIC & IMPORTED MATERIALS.
AMERICAN JOBS IN AMERICAN FACTORIES.

ENHANCED AT THE CORE

City of Lakewood
Board of Building Standards •
Architectural Board of Review •
Sign Review Board

P: (216) 529-6630
F: (216) 529-5907
planning@lakewoodoh.gov

Application Cover Page

Docket No.: 12-114-25

Permit No.: BBS25-000119

Applicant Name: Elizabeth Davis, Old World Classics LLC

Project Address: 1114 Forest Rd.

Project Name: N/A

Project: Applicant proposes the construction of a new single family home.

LEON RESIDENCE

1114 FOREST ROAD, LAKEWOOD, OH 44107

DRAWING SCHEDULE

COVER SHEET	1
FOUNDATION	2
MAIN FLOOR	3
SECOND FLOOR	4
FRONT & REAR ELEVATIONS	5
SIDE ELEVATIONS	6
ROOF PLAN	7
SECTIONS 2X6	8
WALL SECTIONS	9
ADDITIONAL SECTIONS	10
STAIR DETAIL	11
CEILING DETAILS	12
GREAT ROOM ELEVATION	13
ADDITIONAL DETAILS	14
FLOOR FINISHES - MAIN FLOOR	15
FLOOR FINISHES - SECOND FLOOR	16
GENERAL NOTES	17
SCHEDULES	18

AREA SCHEDULE

NAME	AREA
MAIN FLOOR	944 SQ. FT.
SECOND FLOOR	805 SQ. FT.
TOTAL FINISHED AREA	1,749 SQ. FT.
GARAGE	292 SQ. FT.
FRONT PORCH	40 SQ. FT.

REVISIONS SCHEDULE

DATE	REVISION NOTES	INITIALS

LEON RESIDENCE
1114 FOREST ROAD
LAKEWOOD OH 44107

PAGE: 1

DRAWN BY:
SCALE: As Noted
DATE: 10/23/2025

COVER SHEET

SECTION LETTER
PAGE NUMBERS
A
1 1

Old World CUSTOM HOMES
Old World Classics, LLC
7056 Mears Gate Dr. NW
North Canton, OH 44720
330.494.0228
www.oldworldclassics.com

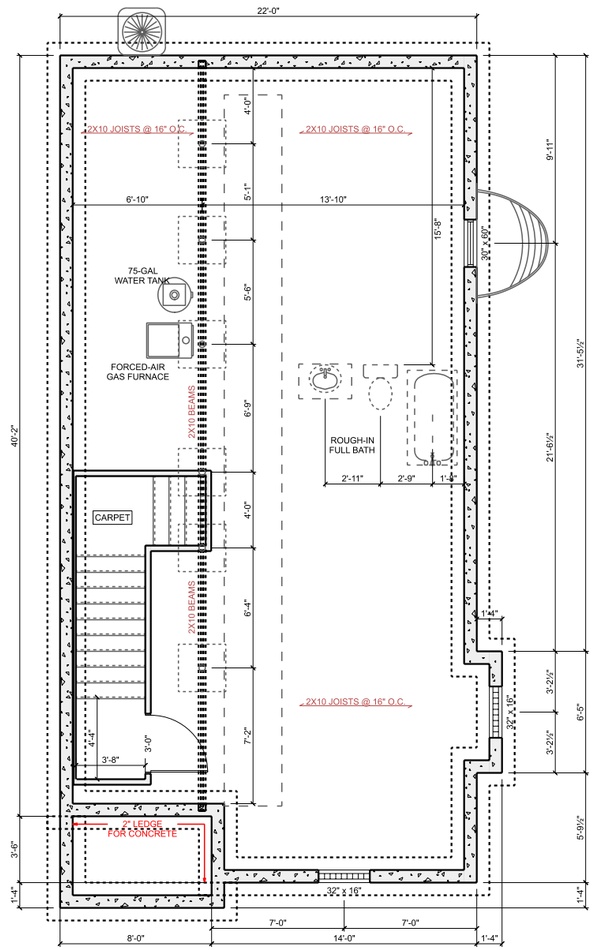

POST & BEAM PLACEMENT WILL BE MODIFIED DURING ENGINEER REVIEW

HVAC & PLUMBING/OTHER CEILING DROPS ARE REQUIRED AND LOCATIONS ON PLANS ARE A GUIDELINE. FINAL LOCATION OF DROPS CANNOT BE GUARANTEED

8' POURED FOUNDATION WALLS

FOUNDATION

SCALE: 1/8" = 1'-0"

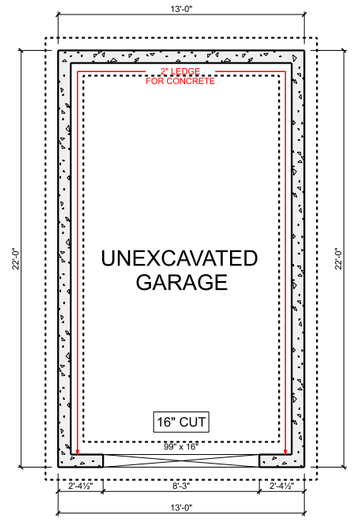

GARAGE FOUNDATION

SCALE: 1/8" = 1'-0"

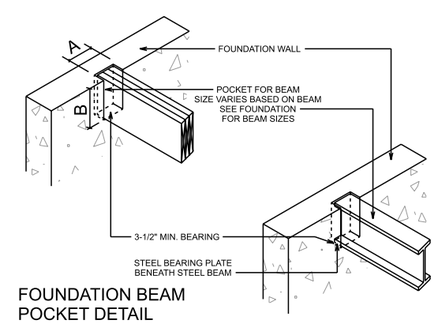

FOUNDATION BEAM
POCKET DETAIL

POCKET SIZE CHART		
BEAM	"A"	"B"

LEON RESIDENCE
1114 FOREST ROAD
LAKEWOOD OH 44107

PAGE: 2
FOUNDATION

DRAWN BY:
SCALE: As Noted
DATE: 10/23/2025

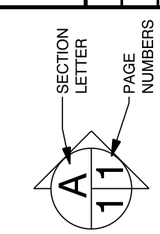

Old World
CUSTOM HOMES
Old World Classics, LLC
7056 Mears Gate Dr. NW
North Canton, OH 44720
330.494.0228
www.oldworldclassics.com

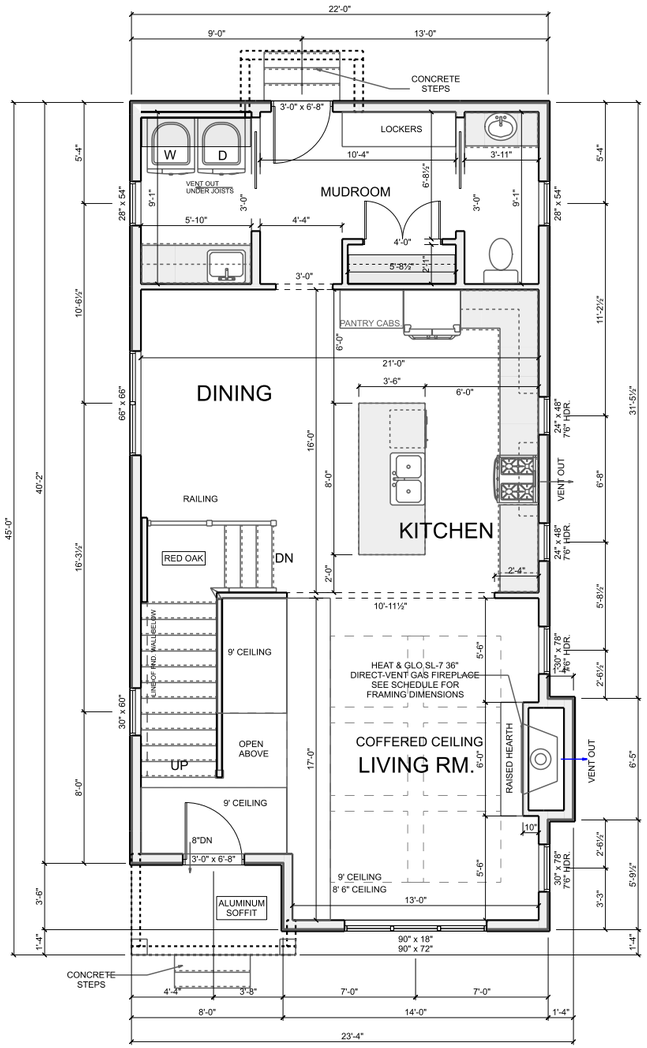

9' WALL HEIGHTS
6'8" DOOR HEIGHTS
8' SQ. DRYWALL OPENINGS
UNLESS OTHERWISE NOTED

MAIN FLOOR

SCALE: 1/8" = 1'-0"

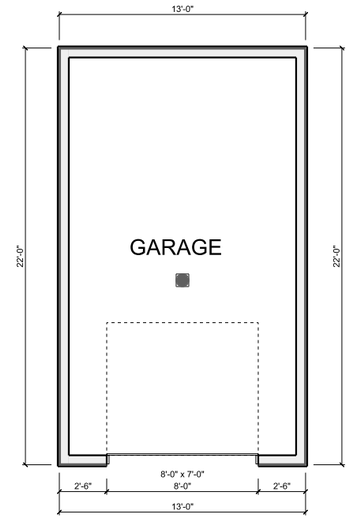

GARAGE PLAN

SCALE: 1/8" = 1'-0"

LEON RESIDENCE

1114 FOREST ROAD
LAKEWOOD OH 44107

PAGE: 3

MAIN FLOOR

DRAWN BY:

SCALE: 1/8" = 1'-0"

DATE: 10/23/2025

SECTION LETTER

PAGE NUMBERS

A
1 1

Old World CUSTOM HOMES

Old World Classics, LLC
7056 Mears Gate Dr. NW
North Canton, OH 44720
330.494.0228
www.oldworldclassics.com

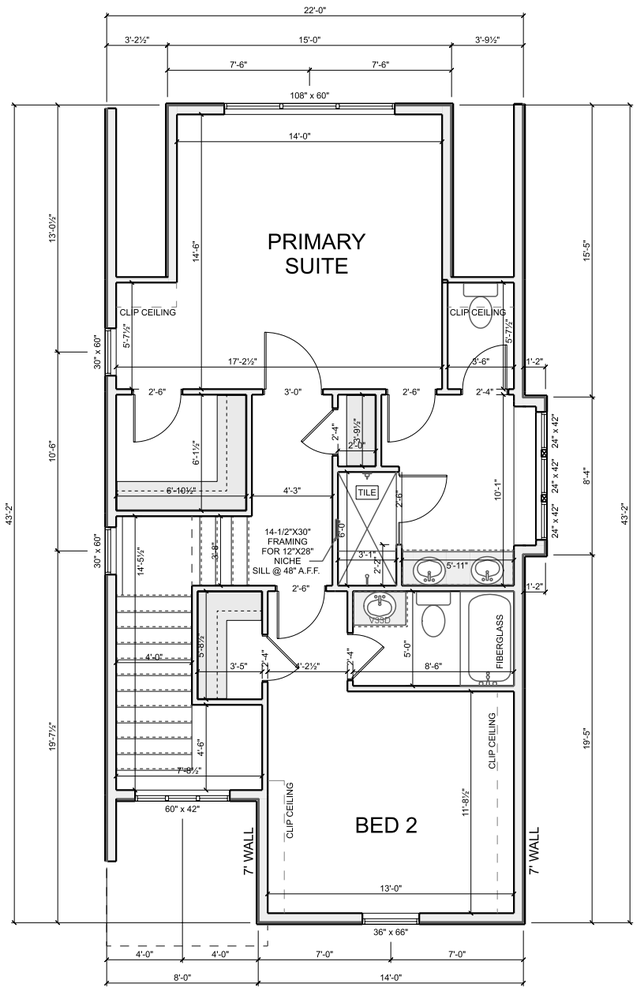

8' WALL HEIGHTS
6'8" SOLID CORE DRS.
UNLESS OTHERWISE NOTED

SECOND FLOOR

SCALE: 1/8" = 1'-0"

LEON RESIDENCE
1114 FOREST ROAD
LAKEWOOD OH 44107

PAGE: 4

SECOND FLOOR

DRAWN BY:

SCALE: 1/8" = 1'-0"

DATE: 10/23/2025

SECTION LETTER

PAGE NUMBERS

A
1 1

Old World CUSTOM HOMES
Old World Classics, LLC
7056 Mears Gate Dr. NW
North Canton, OH 44720
330.494.0228
www.oldworldclassics.com

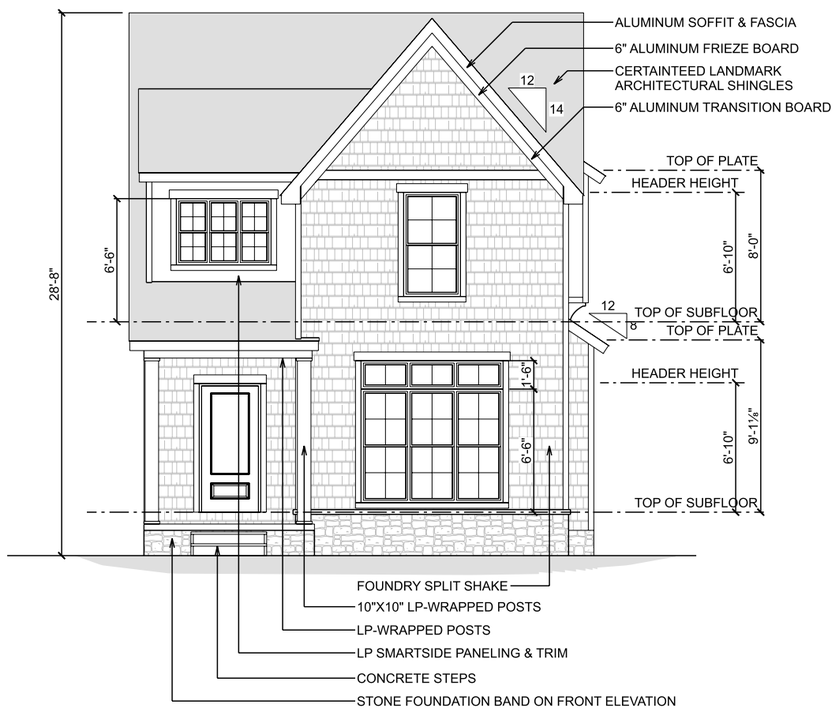

FRONT ELEVATION

SCALE: 1/8" = 1'-0"

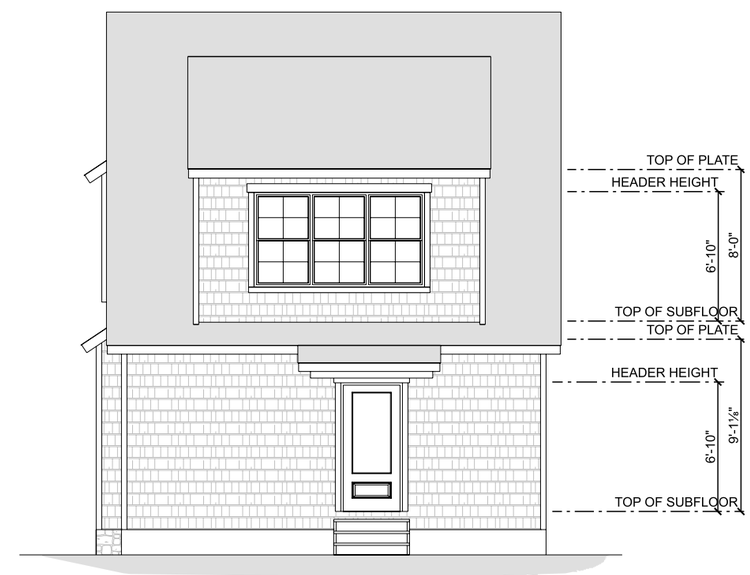

REAR ELEVATION

SCALE: 1/8" = 1'-0"

PROVIA HEARTTECH 5" DOUBLE LAP SIDING ON SIDES & REAR	PROVIA CEDAR PEAKS VINYL BOARD & BATTEN ON FRONT ELEVATION
LP SMARTSIDE PANELING & TRIM	8"X30" FYPON VENTS FLV8X30
STONE FOUNDATION BAND ON ALL ELEVATIONS	CASA DI SASSI CAST STONE VENEER ON FRONT ELEVATION
STONE HEADERS IN STONE AREAS	STUCCO ON FRONT ELEVATION
ALUMINUM SOFFIT & FASCIA	6" ALUMINUM FRIEZE BOARDS
6" ALUMINUM TRANSITION BOARDS	3-1/2" HARDIE SIDING CORNERS
3-1/2" ALUMINUM WINDOW WRAP ON FRONT ELEVATION	PELLA IMPERVIA WINDOWS
TIMBERTECH TERRAIN DECK W/ CEDAR RAILS AND BALUSTERS	10"X10" LP WRAPPED BEAMS & LP GABLE DETAIL ON REAR PORCH
10"X10" LP WRAPPED POSTS ON REAR PORCHE	CERTAINTEED LANDMARK ARCHITECTURAL SHINGLES
STANDING SEAM METAL ROOF ON FRONT ELEVATION	WAYNE-DALTON 9100-SERIES GARAGE DOORS

LEON RESIDENCE
1114 FOREST ROAD
LAKEWOOD OH 44107

PAGE: 5

DRAWN BY:
SCALE: As Noted
DATE: 10/23/2025
FRONT & REAR ELEVATIONS

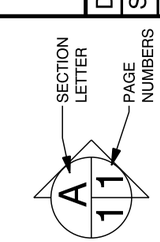

Old World CUSTOM HOMES
Old World Classics, LLC
7056 Mears Gate Dr. NW
North Canton, OH 44720
330.494.0228
www.oldworldclassics.com

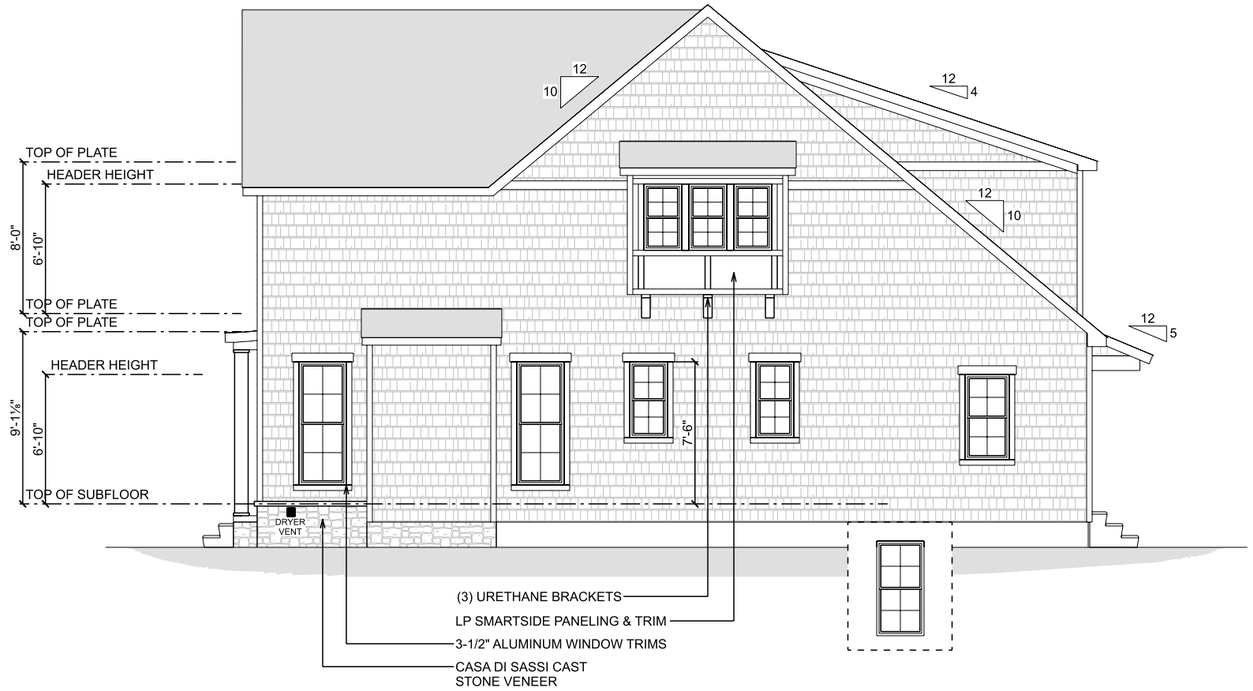

RIGHT ELEVATION

SCALE: 1/8" = 1'-0"

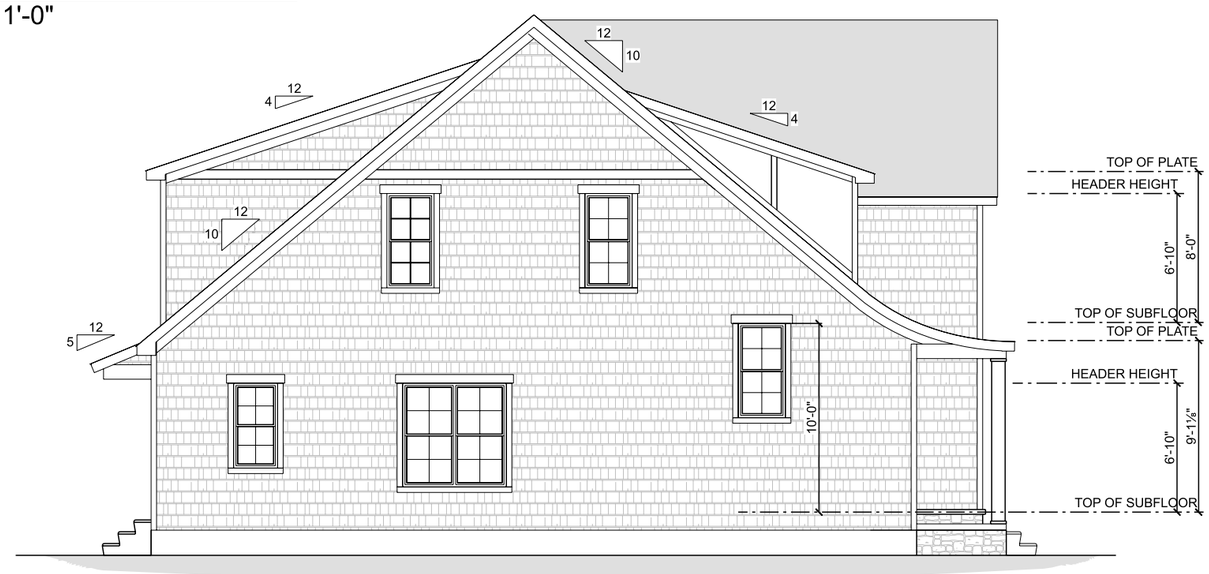

LEFT ELEVATION

SCALE: 1/8" = 1'-0"

ROVIA HEARTTECH 5" DOUBLE LAP SIDING N SIDES & REAR	PROVIA CEDAR PEAKS VINYL BOARD & BATTEN ON FRONT ELEVATION
P SMARTSIDE PANELING & TRIM	8"X30" FYPON VENTS FLV8X30
TONE FOUNDATION BAND ON ALL LEVATIONS	CASA DI SASSI CAST STONE VENEER ON FRONT ELEVATION
TONE HEADERS IN STONE AREAS	STUCCO ON FRONT ELEVATION
LUMINUM SOFFIT & FASCIA	6" ALUMINUM FRIEZE BOARDS
' ALUMINUM TRANSITION BOARDS	3-1/2" HARDIE SIDING CORNERS
·1/2" ALUMINUM WINDOW WRAP ON RONT ELEVATION	PELLA IMPERVIA WINDOWS
IMBERTECH TERRAIN DECK W/ CEDAR AILS AND BALUSTERS	10"X10" LP WRAPPED BEAMS & LP GABLE DETAIL ON REAR PORCH
)"X10" LP WRAPPED POSTS ON EAR PORCHE	CERTAINTEED LANDMARK ARCHITECTURAL SHINGLES
TANDING SEAM METAL ROOF ON FRONT LEVATION	WAYNE-DALTON 9100-SERIES GARAGE DOORS

LEON RESIDENCE

1114 FOREST ROAD
LAKEWOOD OH 44107

PAGE: 6

SIDE ELEVATIONS

DRAWN BY:

SCALE: As Noted

DATE: 10/23/2025

SECTION LETTER
PAGE NUMBERS
A
1 1

Old World CUSTOM HOMES
Old World Classics, LLC
7056 Mears Gate Dr. NW
North Canton, OH 44720
330.494.0228
www.oldworldclassics.com

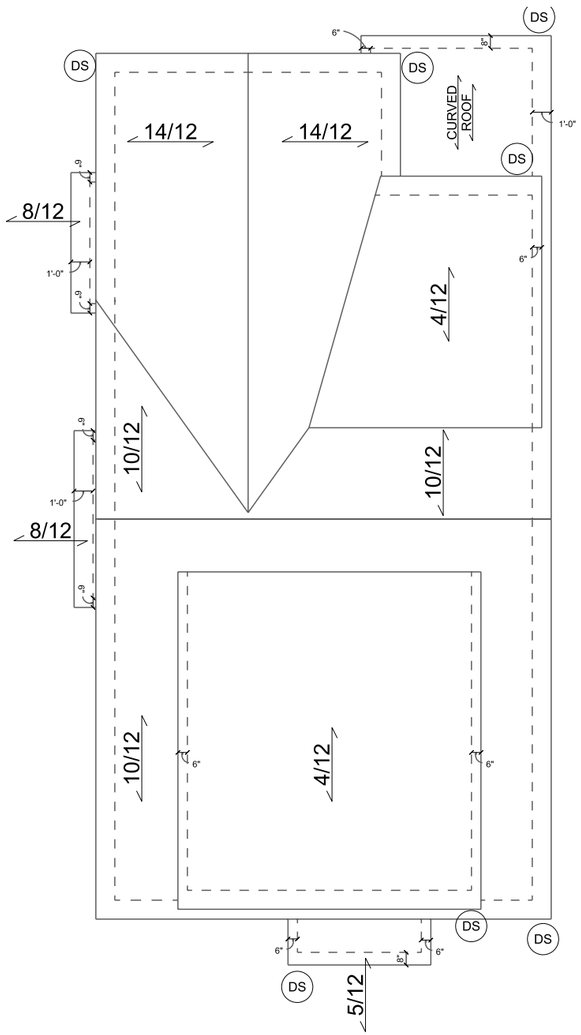

12" OVERHANGS TYPICAL
UNLESS OTHERWISE NOTED

ROOF PLAN
SCALE: 1/8" = 1'-0"

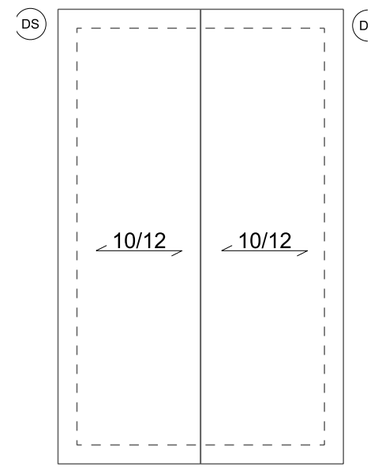

ROOF PLAN
SCALE: 1/8" = 1'-0"

LEON RESIDENCE
1114 FOREST ROAD
LAKEWOOD OH 44107

PAGE: 7
ROOF PLAN

DRAWN BY:
SCALE: 1/8" = 1'-0"
DATE: 10/23/2025

SECTION LETTER
PAGE NUMBERS
A
1 1

Old World CUSTOM HOMES

Old World Classics, LLC
7056 Mears Gate Dr. NW
North Canton, OH 44720
330.494.0228
www.oldworldclassics.com

SECTION - 2X6 WALLS

SCALE: 1/2" = 1'-0"

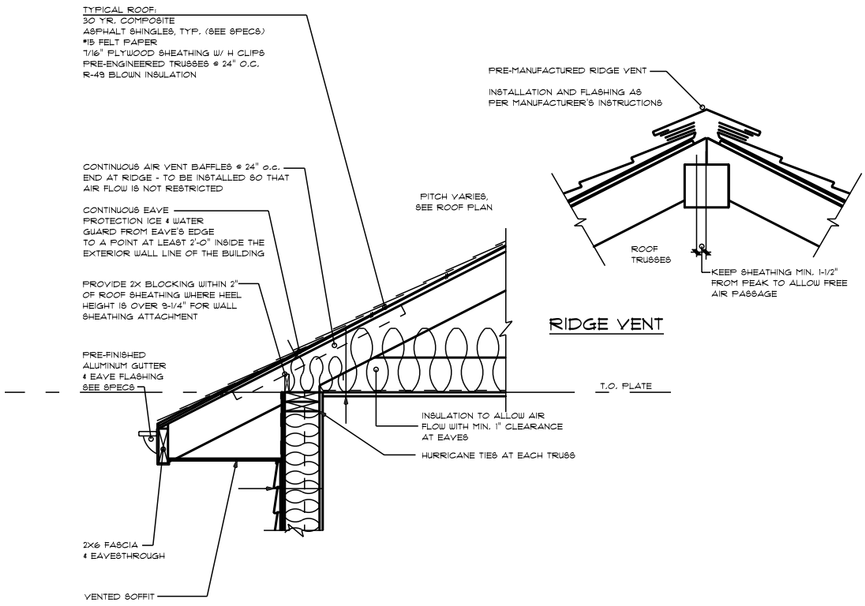

RIDGE VENT

SECOND / THIRD FLOOR

2X6/SIDING EAVE

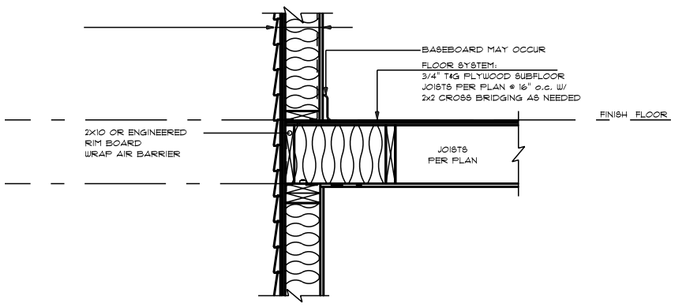

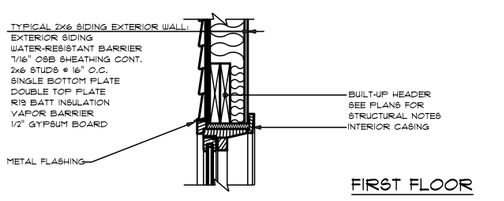

FIRST FLOOR

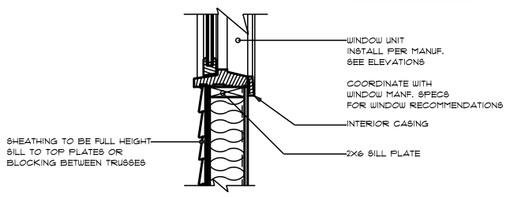

2X6/SIDING HEADER & SILL (TYP.)

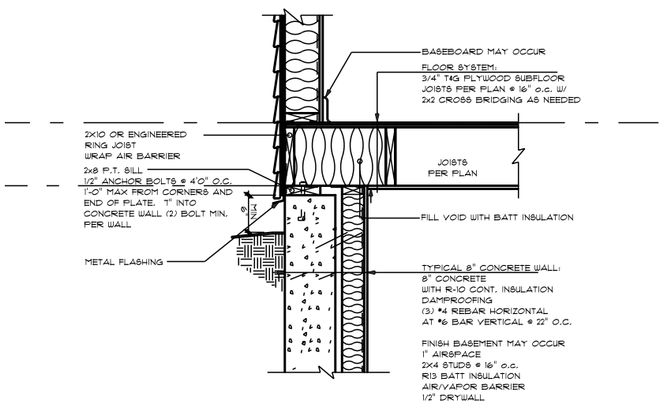

BASEMENT

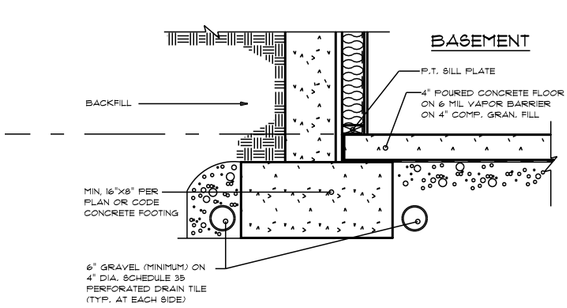

Old World
CUSTOM HOMES

Old World Classics, LLC

7056 Mears Gate Dr. NW
North Canton, OH 44720

330.494.0228
www.oldworldclassics.com

A
1 1

SECTION LETTER

PAGE NUMBERS

LEON RESIDENCE

1114 FOREST ROAD
LAKEWOOD OH 44107

DRAWN BY:	PAGE: 8
SCALE: 1/2" = 1'-0"	
DATE: 10/23/2025	SECTIONS 2X6

GENERAL NOTES:

1. ALL FOOTINGS AND FOUNDATION WALLS TO BE SIZED AND REINFORCED PER TABLES 401.4.1, 403.1, 402.2, 404.1.1 (1)-(4)
2. ALL TRUSS DRAWINGS TO BE ON SITE AND APPROVED PRIOR TO INSTALATION
3. FIRE BLOCKING TO BE COMPLETED IN COMPLIANCE WITH R602.8
4. DRAFTSTOPPING TO BE COMPLETED IN COMPLIANCE WITH R502.12
5. ICE GUARD TO BE COMPLETED IN COMPLIANCE WITH R905.2.7.2
6. ANY GLASS IN A HAZARDOUS AREA WILL BE TEMPERED (GLAZED) PER R308.4
7. ALL BEDROOMS WILL HAVE 1 EMERGENCY & RESCUE OPENINGS PER R310.1 - 310.1.4

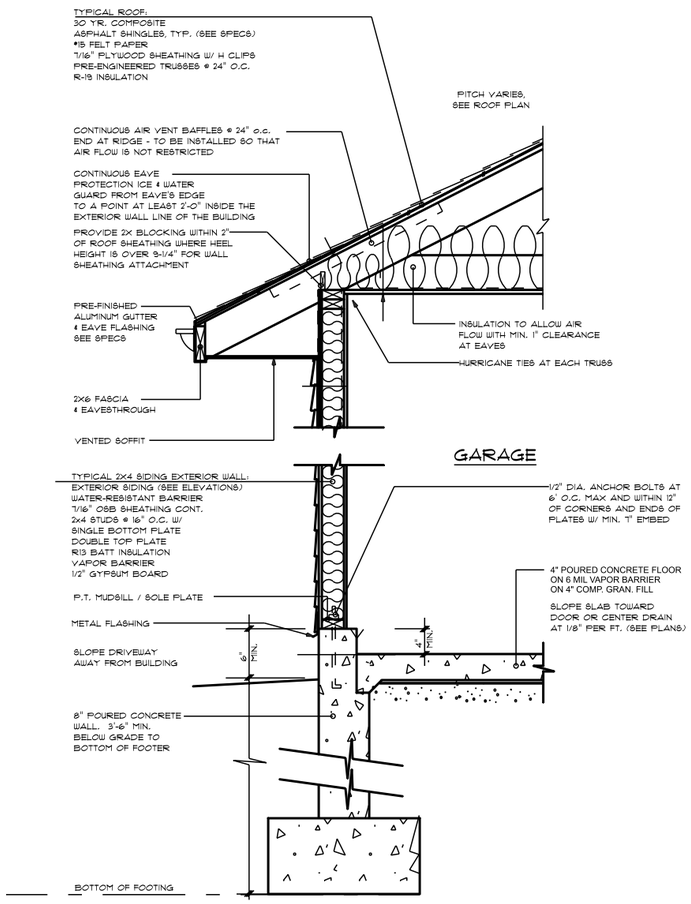

POURED CONCRETE FOOTING AT GARAGE

TYP. WALL SECTION @ GARAGE

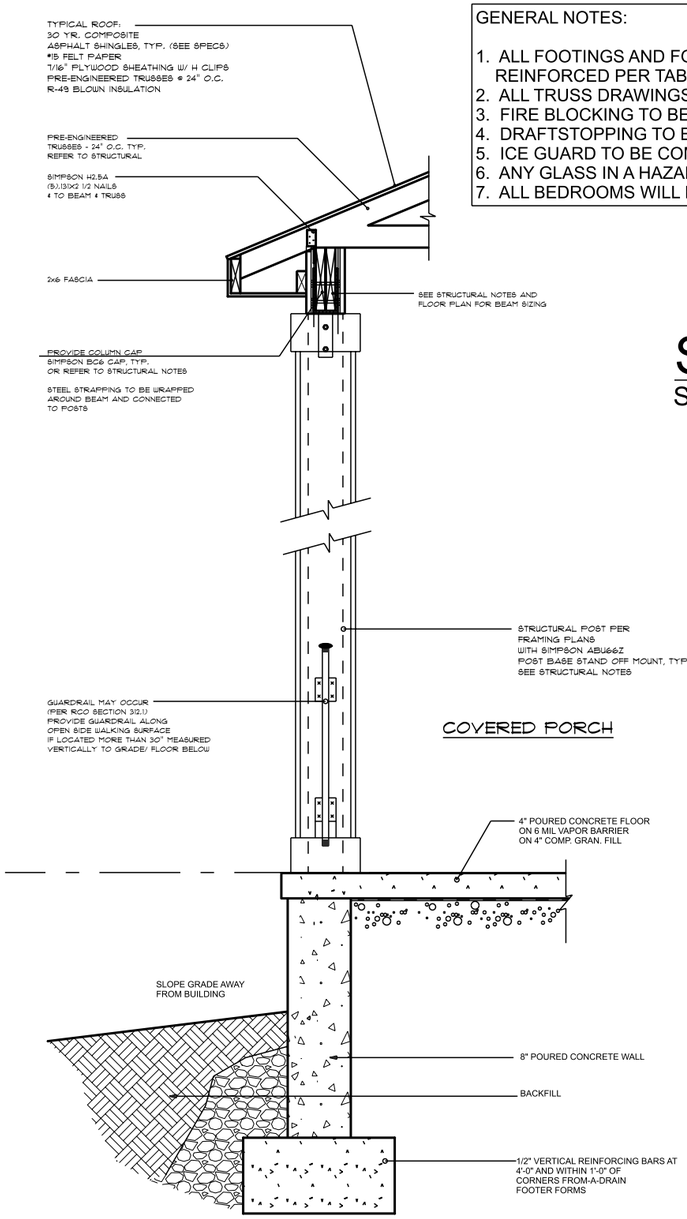

TYPICAL COVERED PORCH DETAIL

SECTION - 2X6 WALLS

SCALE: 1/2" = 1'-0"

LEON RESIDENCE
1114 FOREST ROAD
LAKEWOOD OH 44107

PAGE: 9

WALL SECTIONS

DRAWN BY:
SCALE: 1/2" = 1'-0"
DATE: 10/23/2025

SECTION LETTER
PAGE NUMBERS
A
1 1

Old World CUSTOM HOMES
Old World Classics, LLC
7056 Mears Gate Dr. NW
North Canton, OH 44720
330.494.0228
www.oldworldclassics.com

STANDARD PORCH POST DETAIL

SCALE: 1/2" = 1'-0"

LEON RESIDENCE
1114 FOREST ROAD
LAKEWOOD OH 44107

PAGE: 10

DRAWN BY:
SCALE: 1/2" = 1'-0"
DATE: 10/23/2025

ADDITIONAL SECTIONS

Old World
CUSTOM HOMES
Old World Classics, LLC
7056 Mears Gate Dr. NW
North Canton, OH 44720
330.494.0228
www.oldworldclassics.com

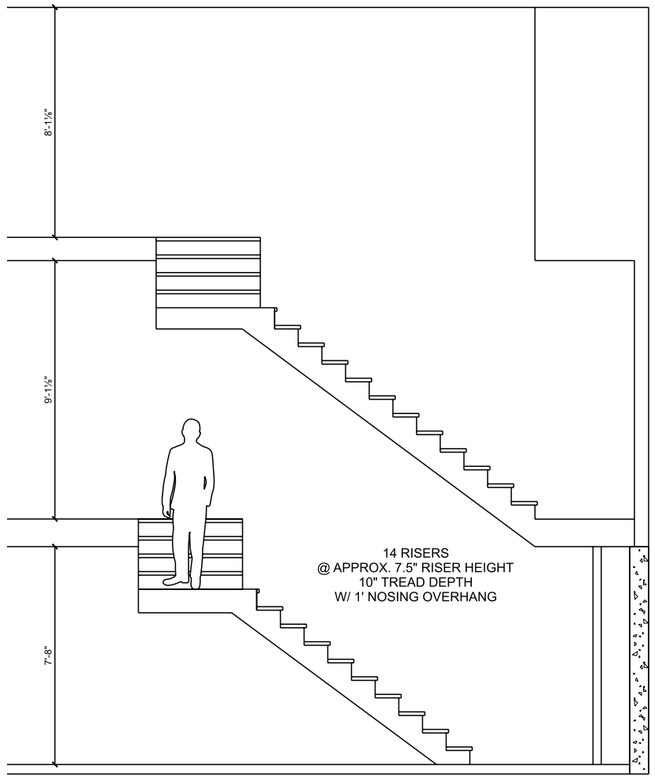

STAIR DETAIL
SCALE: 3/16" = 1'-0"

STAIR DETAIL
SCALE: NOT TO SCALE

LEON RESIDENCE
1114 FOREST ROAD
LAKEWOOD OH 44107

PAGE: 11
STAIR DETAIL

DRAWN BY:
SCALE: As Noted
DATE: 10/23/2025

SECTION LETTER
PAGE NUMBERS
A
1 1

Old World CUSTOM HOMES

Old World Classics, LLC
7056 Mears Gate Dr. NW
North Canton, OH 44720
330.494.0228
www.oldworldclassics.com

9' WALL HEIGHTS
6'8" DOOR HEIGHTS
8' SQ. DRYWALL OPENINGS
UNLESS OTHERWISE NOTED

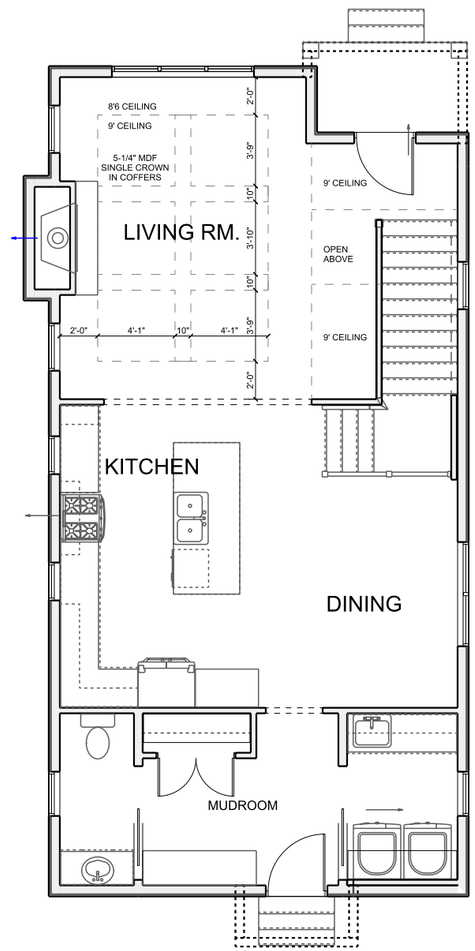

CEILING DETAILS - MAIN FLOOR

SCALE: 1/8" = 1'-0"

LEON RESIDENCE
1114 FOREST ROAD
LAKEWOOD OH 44107

PAGE: 12

CEILING DETAILS

DRAWN BY:
SCALE: 1/8" = 1'-0"
DATE: 10/23/2025

SECTION LETTER
PAGE NUMBERS
A
1 1

Old World CUSTOM HOMES

Old World Classics, LLC
7056 Mears Gate Dr. NW
North Canton, OH 44720
330.494.0228
www.oldworldclassics.com

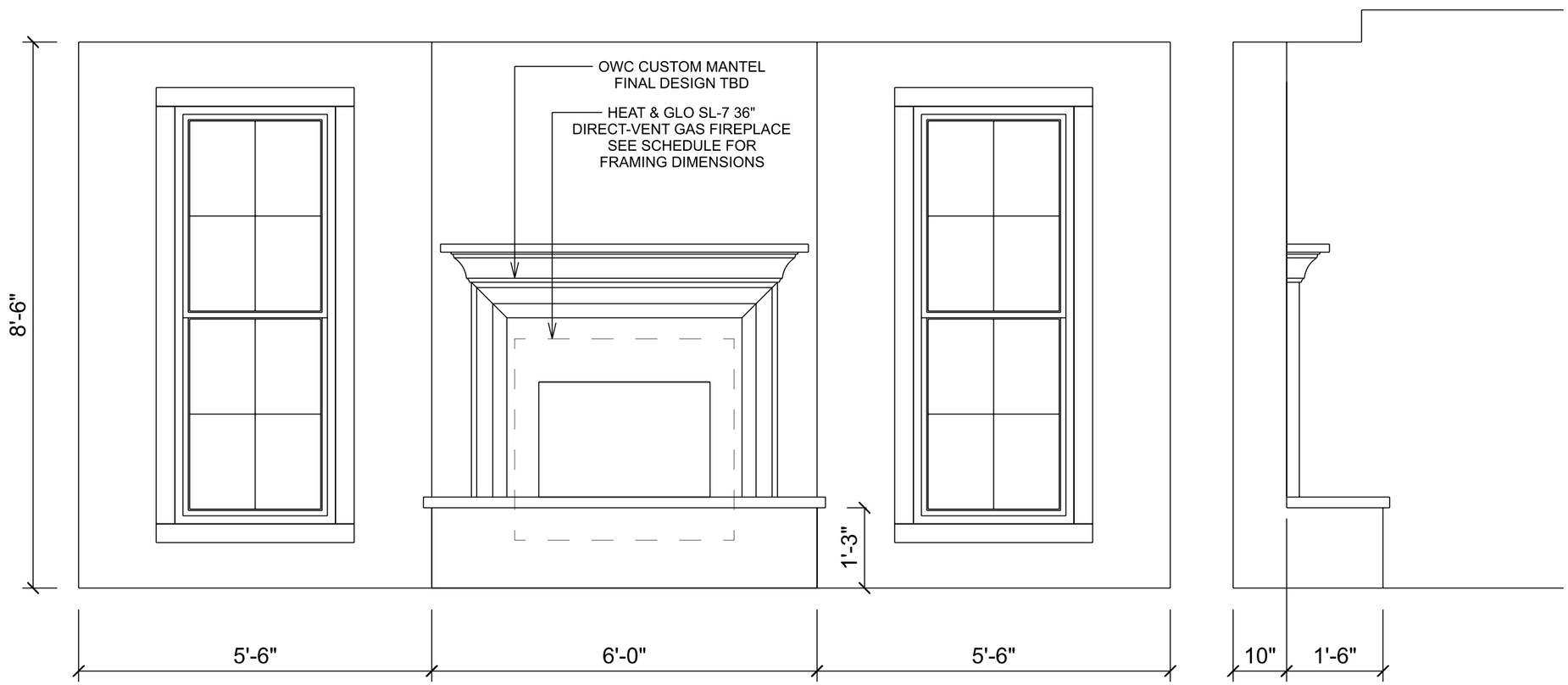

GREAT ROOM FIREPLACE ELEVATION

SCALE: 1/2" = 1'-0"

LEON RESIDENCE
1114 FOREST ROAD
LAKEWOOD OH 44107

PAGE: 13

DRAWN BY:
SCALE: 1/2" = 1'-0"
DATE: 10/23/2025

GREAT ROOM ELEVATION

SECTION LETTER
PAGE NUMBERS
A
1 1

Old World CUSTOM HOMES
Old World Classics, LLC
7056 Mears Gate Dr. NW
North Canton, OH 44720
330.494.0228
www.oldworldclassics.com

MASTER SHOWER DETAIL

SCALE: 3/8" = 1'-0"

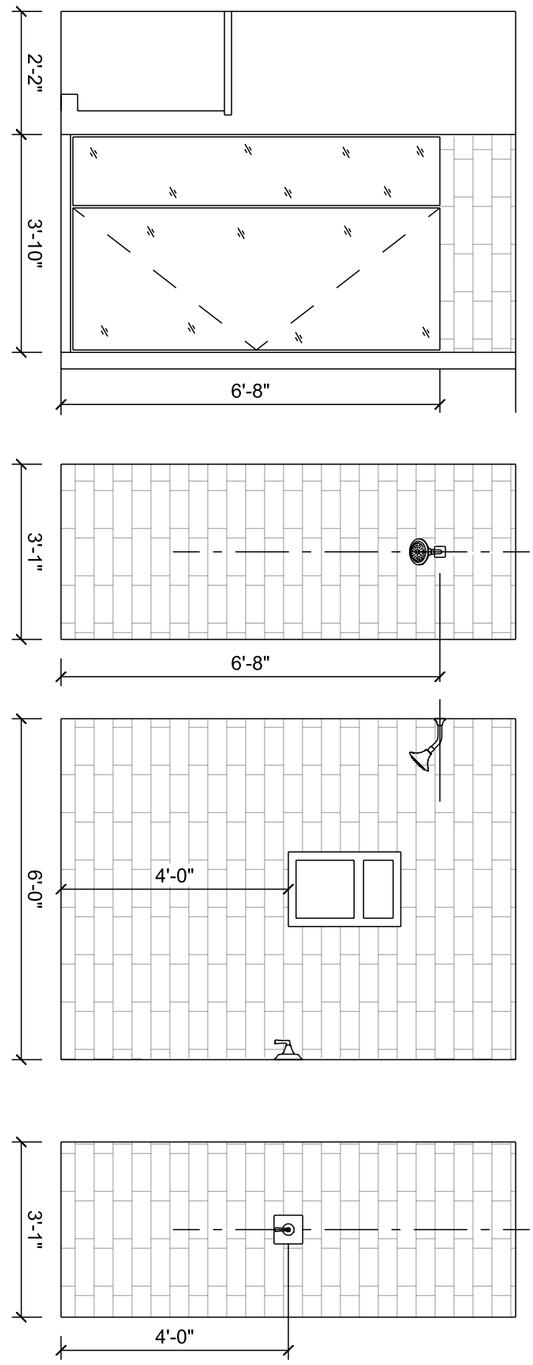

Old World CUSTOM HOMES

Old World Classics, LLC

7056 Mears Gate Dr. NW
North Canton, OH 44720

330.494.0228
www.oldworldclassics.com

A
1 1

SECTION LETTER

PAGE NUMBERS

LEON RESIDENCE

1114 FOREST ROAD
LAKEWOOD OH 44107

DRAWN BY:

SCALE: 3/8" = 1'-0"

DATE: 10/23/2025

PAGE: 14

ADDITIONAL DETAILS

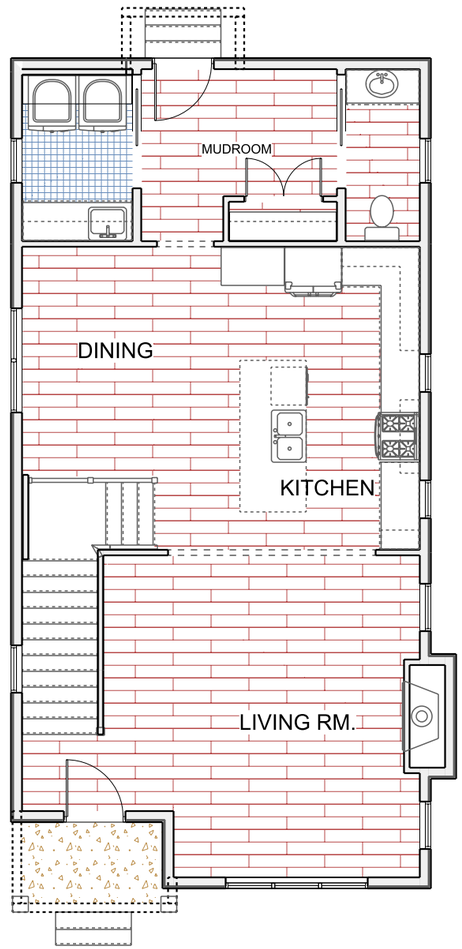

	FULL HEIGHT WALL TILE
	CARPET
	LVT
	LVP
	CONCRETE
HATCH SHOWING PLACEMENT ONLY	

FLOOR FINISHES - MAIN FLOOR

SCALE: 1/8" = 1'-0"

LEON RESIDENCE
1114 FOREST ROAD
LAKEWOOD OH 44107

PAGE: 15

DRAWN BY:
SCALE: 1/8" = 1'-0"
DATE: 10/23/2025
FLOOR FINISHES - MAIN FLOOR

SECTION LETTER
PAGE NUMBERS
A
1 1

Old World CUSTOM HOMES
Old World Classics, LLC
7056 Mears Gate Dr. NW
North Canton, OH 44720
330.494.0228
www.oldworldclassics.com

FLOOR FINISHES - SECOND FLOOR

SCALE: 1/8" = 1'-0"

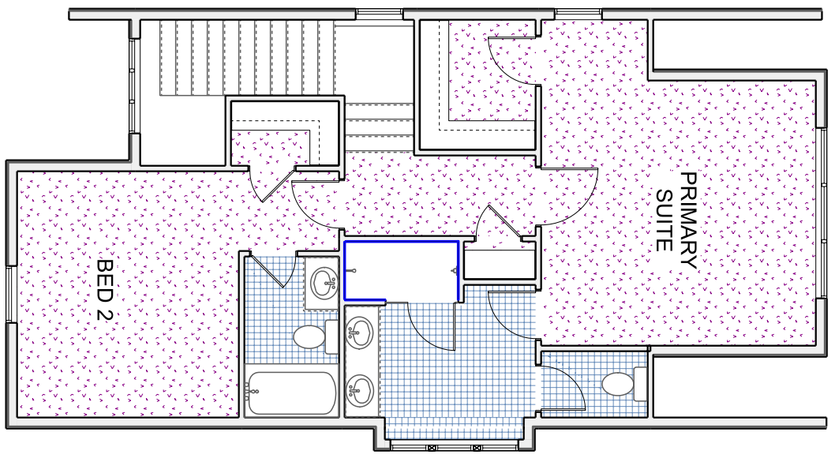

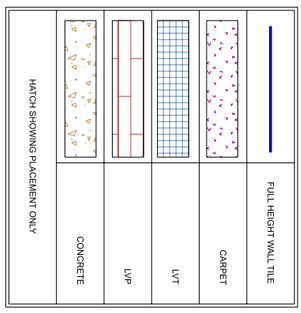

Old World CUSTOM HOMES

Old World Classics, LLC
7056 Mears Gate Dr. NW
North Canton, OH 44720
330.494.0228
www.oldworldclassics.com

A
1 1
SECTION LETTER
PAGE NUMBERS

LEON RESIDENCE
1114 FOREST ROAD
LAKEWOOD OH 44107

DRAWN BY:
SCALE: 1/8" = 1'-0"
DATE: 10/23/2025
FLOOR FINISHES - SECOND FLOOR

PAGE: 16

GENERAL CONSTRUCTION NOTES

MISCELLANEOUS:
FOR ANY ELEMENTS OF CONSTRUCTION NOT SPECIFICALLY NOTED ON THESE PLANS, COMPLY WITH THE LATEST EDITION OF THE OBOA RESIDENTIAL CODE OF OHIO, UNLESSLOCAL BUILDING AND ZONING DEPARTMENTS ADGERE TO A SPECIFIC EDITION.

TRUSSES:
ALL TRUSSES ARE TO BE DESIGNED BY THE TRUSS MANUFACTURER WITH DETAIL DRAWINGS DESCRIBING TRUSS LAYOUTS AND LOAD CALCULATIONS USED TO DESIGN THE TRUSSES. IT IS THE BUILDER AND/OR OWNERS RESPONSIBILITY TO SUPPLY ANY/OR ALL OF THIS INFORMATION IF REQUESTED BY THE BUILDING DEPARTMENT TO ISSUE BUILDING PERMITS.

LIVE LOADS:
IT IS THE RESPONSIBILITY OF THE BUILDER AND/OR OWNER TO VERIFY THAT ALL POINT LOADS TRANSFER TO THE FOUNDATION OR SPECIFIED BEARING LOCATIONS. STRUCTURE SHALL BE DESIGNED TO RESIST MINIMUM UNIFORMLY DISTRIBUTED LIVE LOADS PER RCO. 301.5

CONCRETE:
ALL CONCRETE SHALL COMPLY WITH ACI 318-08: "SPECIFICATIONS FOR STRUCTURAL CONCRETE FOR BUILDINGS" AND ACI 318-03: "BUILDING CODE REQUIREMENTS FOR REINFORCED CONCRETE" WITH A MINIMUM 28 DAY COMPRESSIVE STRENGTH OF 3,000 PSI. ALL EXTERIOR CONCRETE SHALL BE AIR-TRAINED PER RCO SECTION 402.2.

LUMBER:
IT IS THE RESPONSIBILITY OF THE BUILDER AND/OR OWNER TO VERIFY THAT ALL LUMBER USED FOR THIS PROJECT MEETS OR EXCEEDS THE MINIMUM REQUIREMENTS OF STREGTH AND MOISTURE CONTENT SET FORTH BY THE STATE AND LOCAL BUILDING CODES. PER RCO 502.1

TYP. SPF #2 OR BETTER Fb.....875 PSI

WALL STUDS SHALL BE A MINIMUM OF 2X6'S @ 16" O.C. AND SHALL BE ONE PIECE FULL HEIGHT AND A MINIMUM OF (2) STUDS AT EACH SIDES OF ALL OPENINGS THROUGH ALL WALLS UNLESS NOTED OTHERWISE

ALL EXTERIOR WALLS TO HAVE VAPOR BARRIER PER RCO 601.3
ALL EXTERIOR WALLS TO HAVE WATER RESISTANT BARRIER PER RCO 703.2
ALL WALL COVERINGS SHALL BE CAPABLE OF RESISTING WIND LOADS IN ACCORDANCE WITH TABLES 301.2(2) AND 301.2(3) PER RCO 703.1.2.

REFER TO THE TYPICAL WALL SECTION FOR SUBFLOOR AND ROOF SHEATHING THICKNESS AND MATERIAL TYPES.

BUILDING THERMAL ENVELOPE:
THE BUILDING THERMAL ENVELOPE SHALL BE DURABLY SEALED TO LIMIT INFILTRATION PER RCO. 1102.4.1. THE SEALING METHODS BETWEEN DISSIMILAR MATERIALS SHALL ALLOW FOR DIFFERENTIAL EXPANSIONS AND CONTRACTION.
THE FOLLOWING SHALL BE CAULKED, GASKETED, WEATHERSTRIPPED OR OTHERWISE SEALED WITH AN AIR BARRIER MATERIAL, SUITABLE FILM OR SOLID MATERIAL:

- ALL JOINTS, SEAMS, AND PENETRATIONS
- SITE-BUILT WINDOWS, DOORS, AND SKYLIGHTS
- OPENINGS BETWEEN WINDOW AND DOOR ASSEMBLIES AND THEIR RESPECTIVE JAMBS AND FRAMINGS
- UTILITY PROTECTIONS
- DROPPED CEILINGS OR CHASES ADJACENT TO THE THERMAL ENVELOPE
- KNEE WALS
- WALLS & CEILINGS SEPARATING THE GARAGE FROM CONDITIONED SPACES
- BEHIND TUBS AND SHOWERS ON EXTERIOR WALLS
- ATTIC ACCESS OPENINGS
- OTHER SOURCES OF INFILTRATION

GENERAL CODE REQUIREMENTS
REFERENCE SECTIONS 1061.3 AND CHAPTER 44 OF THE RESIDENTIAL CODE OF OHIO

ROOFS:
ROOF SHINGLES SHALL BE APPLIED OVER A MINIMUM OF ONE POLY OF #15 FELT SHALL BE LAID PARALLEL TO THE EAVES, WITH A 2" TOP LAP AND 4" END LAP. FOR A ROOF WITH A 4/12 OR LESS PITCH REFER TO RCO SECTION 905.2. ICE GUARD AND WATERSHIELD AT ALL EAVES AND VALLEYS.

ATTICS:
ALL ENCLOSED ATTICS AND RAFTER SPACES SHALL HAVE CROSS VENTILATION WITH THE NET FREE VENTILATING AREA NOT LESS THAN 1/300 OF THE AREA TO BE VENTILATED. ALL OPENINGS SHALL BE PROTECTED AGAINST THE ENTRANCE OF SNOW AND RAIN.

MECHANICALS:
ALL PLUMBING, ELECTRICAL, HEATING AND COOLING SYSTEMS SHALL COMPLY WITH ALL ORDINANCES SET FORTH BY THE LOCAL GOVERNING BUILDING AND ZONING DEPARTMENTS. PLUMBING SHALL ALSO COMPLY WITH THE OHIO PLUMBING CODE. ELECTRICAL SHALL ALSO COMPLY WITH THE NATIONAL ELECTRIC CODE AND THE 2019 RESIDENTIAL CODE OF OHIO.

SMOKE & CARBON DETECTORS:
ALL SMOKE & CARBON DETECTORS SHALL BE HARDWIRED & INTERCONNECTED WITH A BATTERY BACK-UP. THEY SHALL BE INSTALLED IN EACH SLEEPING ROOM, OUTSIDE OF EACH SEPARATE SLEEPING AREA IN THE IMMEDIATE VICINITY OF THE BEDROOMS AND ON EACH ADDITIONAL STORY OF THE BUILDING PER RCO. 314.3 AND 315.1

FIRESTOPPING:
SHALL BE PROVIDED IN THE FOLLOWING LOCATIONS: CONCEALED SPACES OF STUD WALLS AND PARTITIONS AT THE CEILING AND FLOOR, OR ROOF LEVELS. AT ALL INTERCONNECTIONS BETWEEN VERTICAL AND HORIZONTAL SPACES SUCH AS OCCURS AR SOFFITS OVER CABINETS, DROP CEILINGS, ETC. ALSO AROUND VENTS, PIPES, AND CHIMNEYS AT CEILING AND FLOOR LEVELS, WITH NONCOMBUSTABLE MATERIALS.

INSULATION:
INSULATION SHALL BE INSTALLED AND ALSO COMPLY WITH ALL MINIMUM ORDINANCES SET FORTH BY THE LOCAL GOVERNING BUILDING AND ZONING DEPARTMENTS.
REFER TO THE TYPICAL WALL SECTIONS FOR R-VALUES AND LOCATIONS.

SHEATHING:
EXTERIOR WALLS & ROOF SHALL BE CONTINUOUSLY SHEATHED WITH MIN, 7/16" OSB OR PLYWOOD PER SECTION 602.10 NAILED W/ 8D NAILS AT 6" O.C. AT ALL PANEL EDGES AND 12" O.C. AT INTERMEDIATE SUPPORTS.

FIREPLACES:
ALL CHIMNEYS AND FIREPLACES SHALL BE IN COMPLIANCE WITH THE REQUIREMENTS OF 2013 RCO AND INSTALLED PER THE ORDINANCES SET FORTH BY THE LOCAL GOVERNING BUILDING AND ZONING DEPARTMENTS. IT IS THE RESPONSIBILITY OF THE BUILDER AND/OR OWNER TO VERIFY THE ROUGH-OPENING DIMENSIONS FOR ALL PRE-FAB FIREPLACES WITH THE ACTUAL UNIT TO BE INSTALLED, PRIOR TO FRAMING.

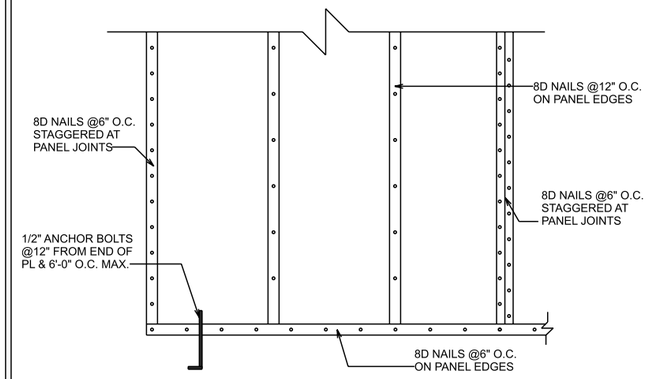

METHOD CS-WSP (602.10.4)

- THIS IS FOR ALL EXTERIOR WALLS OF THE HOME
- EXTERIOR BRACED WALLS ARE ALL TO BE CONTINUOUSLY SHEATHED WITH MIN 7/16" OSB OR PLYWOOD PER CODE
- ATTACH PER TABLE 602.3(3)
- CONTINUOUSLY SHEATH PER SECTION 602.10.4.2
- MIN. PANEL LENGTHS PER TABLE 602.10.5
- PER TABLE 602.10.1.3 BRACED WALL LINE SPACING 60 FT. MAX WITH 3.1 DIAPHRAGM WIDTH TO DEPTH RATION

BRACED WALL PANELS (NOT TO SCALE)

STAIR REQUIREMENTS:

MIN. STAIR WIDTH EXCLUDING WALL HANDRAIL.....3'-0"
MINIMUM TREAD DEPTH.....9"
MAXIMUM RISER HEIGHT.....8-1/4"
MAXIMUM VARIANCE IN RISER HEIGHT.....3/8"
MAXIMUM NOSING PROJECTION.....1"
MINIMUM HEADROOM HEIGHT AT STAIR ANGLE.....6'-8"
MINIMUM/MAXIMUM HANDRAIL HEIGHT.....34" / 38"
MAXIMUM BALUSTER SPACING (CLEAR OPENING).....<4"
MINIMUM GUARDRAIL HEIGHT AT STAIRS.....34"
MINIMUM GUARDRAIL HEIGHT AT DECKS & BALCONIES.....36"
MAXIMUM HAND GRIP WIDTH.....2-1/4"
MINIMUM DISTANCE BETWEEN WALL AND HANDRAIL.....1-1/2"

LEON RESIDENCE
1114 FOREST ROAD
LAKEWOOD OH 44107

PAGE: 17
GENERAL NOTES

DRAWN BY:
SCALE: As Noted
DATE: 10/23/2025

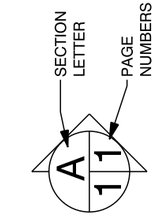

Old World CUSTOM HOMES
Old World Classics, LLC
7056 Mears Gate Dr. NW
North Canton, OH 44720
330.494.0228
www.oldworldclassics.com

FIREPLACE FRAMING SPECIFICATIONS					
	H&G SL-7 36"	H&G RUTHERFORD 42"	H&G COTTAGEWOOD 42"	SIMPLIFIRE ALLUME PLATINUM 50"	H&G VESPER 42"
FRAMING WIDTH	42"	53-7/8"	51-1/2"	51"	48-1/2"
FRAMING HEIGHT	38-1/4"	74-1/4"	59-3/4"	19-3/4"	34-1/4"
FRAMING DEPTH	16-1/4"	28-1/2"	28-1/2"	2X6	19-3/4"

OVERALL BUILDING DIMENSIONS	
LENGTH	45'-0"
WIDTH	23'-4"
HEIGHT	28'-8"

POURED CONCRETE INFORMATION	
LOCATION/TYPE	COMPRESSIVE STRENGTH
INTERIOR SLABS (EXCEPT GARAGE)	2500 PSI
FOUNDATION WALLS	3000 PSI
PORCH & GARAGE SLABS	3500 PSI

LEON RESIDENCE
1114 FOREST ROAD
LAKEWOOD OH 44107

PAGE: 18
SCHEDULES

DRAWN BY:
SCALE: As Noted
DATE: 10/23/2025

SECTION LETTER
PAGE NUMBERS
A
1 1

Old World CUSTOM HOMES
Old World Classics, LLC
7056 Mears Gate Dr. NW
North Canton, OH 44720
330.494.0228
www.oldworldclassics.com

LEGEND

- CAPPED REBAR TO BE SET
- C00 CURVE DATA
- EXISTING FIRE HYDRANT
- EXISTING VALVE
- EXISTING MANHOLE
- EXISTING BOX INLET
- EXISTING CURB INLET
- EXISTING LIGHT POLE
- EXISTING POWER POLE
- FLOW DIRECTION OF DRAINAGE
- 00.00 NEW FINISHED GRADE ELEVATION
- 00.00 NEW FINISHED GRADE ELEVATION
- 00.0 EXISTING FINISHED GRADE ELEVATION
- 00.00 NEW FINISHED TOP CONCRETE GRADE ELEVATION
- C.O. NEW LATERAL CLEAN OUT
- NEW TEMPORARY EROSION CONTROL (SILT SOXX)
- NEW TEMPORARY EROSION CONTROL AT INLET, USE ADS FLEXSTORM
- 780 NEW FINISHED GRADE CONTOURS
- 780 EXISTING GRADE CONTOURS
- SAN EXISTING SANITARY SEWER
- LAT EXISTING SANITARY LATERAL
- LAT NEW SANITARY LATERAL
- ST EXISTING STORM SEWER
- RD EXISTING STORM LATERAL
- RD NEW STORM LATERAL
- W EXISTING WATER MAIN
- WS EXISTING WATER SERVICE
- WS NEW WATER SERVICE
- E NEW UTILITY SERVICE
- X EXISTING TREE TO BE REMOVED

DRIVE APRON =	56 S.F.
DRIVEWAY =	862 S.F.
PARKING PAD =	603 S.F.
LEAD WALK =	56 S.F.
PORCH/STOOP =	40 S.F.

UTILITY CONNECTION NOTES:
1. SANITARY LATERAL TO BE 6" AT 1.00% MIN.
2. STORM LATERAL TO BE 6" AT 1.00% MIN.
3. SANITARY WILL ENTER HOME UNDER FOOTER.
4. WATER WILL ENTER HOME THROUGH A SLEEVE IN THE WALL A MIN. OF 2' ABOVE SANITARY AND WILL BE 1" DIAMETER COPPER.

OHIO811.org Before You Dig

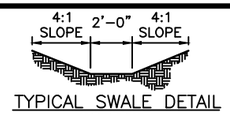

TYPICAL SWALE DETAIL
NO SCALE

REVISIONS:

STATE OF OHIO
ALLAN S. WILEY
E-70261
REGISTERED
PROFESSIONAL ENGINEER
10/24/2025

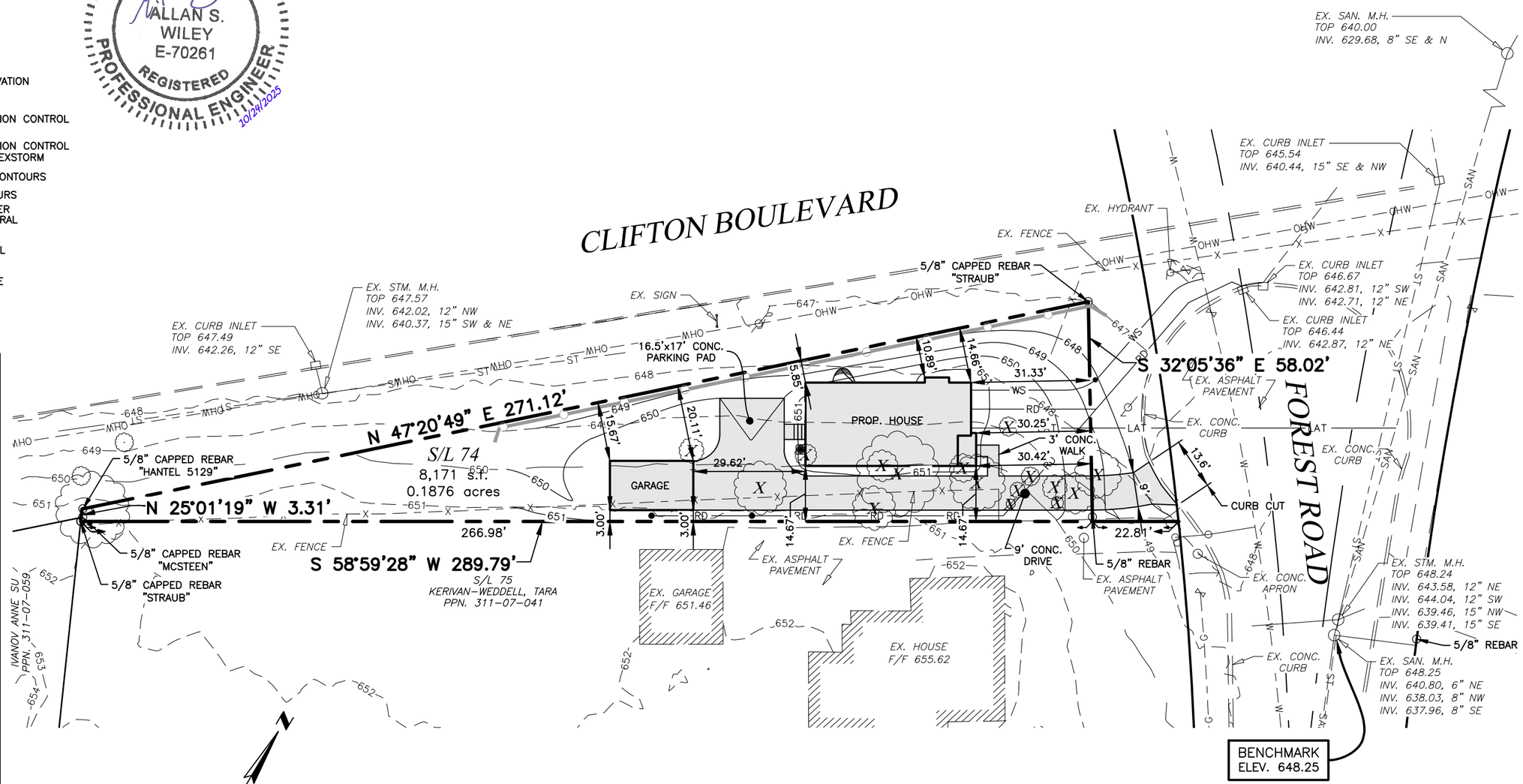

PLOT PLAN NOTES:
1. THIS PLAN SHALL NOT BE CONSIDERED A BOUNDARY SURVEY OF THE PARCEL SHOWN.
2. LATERAL INVERT ELEVATIONS AND LOCATIONS ARE APPROXIMATE. CONTRACTOR TO FIELD VERIFY ACTUAL LATERAL INVERT ELEVATION AND LOCATION PRIOR TO CONSTRUCTION.
3. CONTRACTOR TO FIELD VERIFY THE HORIZONTAL AND VERTICAL LOCATIONS OF ALL EXISTING UTILITIES ON THE LOT PRIOR TO THE EXCAVATION OF THE FOUNDATION.
4. EXISTING UNDERGROUND UTILITIES AND PAVEMENT ARE SHOWN PER COUNTY RECORDS.
5. EXISTING CONTOURS SHOWN ARE REPRESENTATIVE OF FIELD WORK DATED OCTOBER 2025.
6. FOUNDATION DIMENSIONS ARE MEASURED TO THE OUTSIDE CORNER OF FOUNDATION WALL OR BRICK FACE IF APPLICABLE.
7. FOUNDATION DRAIN SUMP PUMP IS REQUIRED FOR FOOTER DRAINS, USE MINIMUM 1% SLOPE TO STORM SEWER.
8. 2% SLOPE FOR SWALES IS PREFERRED, 1% MINIMUM.
9. MOWABLE AREAS OF THE YARD ARE NOT TO EXCEED 3:1 SLOPE UNLESS OTHERWISE SHOWN ON PLAN.
10. CONTRACTOR MUST CHECK THE BENCHMARK ELEVATION WITH THE TOP OF CURB ELEVATIONS SHOWN ON THE PLAN PRIOR TO START OF CONSTRUCTION.
11. ALL CONSTRUCTION TRAFFIC IS RESTRICTED TO THE CONSTRUCTION ENTRANCE.
12. REMOVE EXISTING CONCRETE AS NEEDED FOR NEW WORK.
13. CONTRACTOR TO WORK WITH UTILITY COMPANIES ON RELOCATIONS AS NEEDED FOR NEW WORK.
14. THE CITY OF WESTLAKE ENGINEERING DEPARTMENT MUST BE NOTIFIED TWENTY-FOUR (24) HOURS IN ADVANCE FOR ALL REQUIRED INSPECTIONS.
15. PRIOR TO CONSTRUCTION, BASEMENT AND FOOTER ELEVATIONS ARE TO BE VERIFIED BY THE BUILDER/CONTRACTOR AND IF A DISCREPANCY EXISTS BETWEEN THE HOUSE PLANS AND THIS PLOT PLAN, THE CITY OF WESTLAKE AND GBC DESIGN, INC., SHALL BE NOTIFIED.
16. FACE/FRONT OF MAILBOXES SHALL BE INSTALLED 12" FROM BACK OF CURB OR EDGE OF PAVEMENT.

BUILDER:
OLD WORLD CUSTOM HOMES, LLC
7054 MEARS GATE DR. NW
NORTH CANTON, OHIO 44720
ANDREW EGGEMAN
330-494-0228

1114 W FOREST DRIVE
PPN. 311-06-043

LOT BENCHMARK:
C.L. RIM OF SANITARY MANHOLE LOCATED AS SHOWN ON PLOT PLAN.

ELEV. 648.25

PLOT PLAN PREPARED FOR
OLD WORLD CUSTOM HOMES
SUBLOT NO. 74 IN THE CLIFTON PARK ALLOTMENT
202309180243
SITUATED IN THE CITY OF LAKEWOOD
COUNTY OF CUYAHOGA, STATE OF OHIO

PREPARED BY:
GBC DESIGN, INC.
565 White Pond Dr. Akron, OH 44320-1123
Phone 330-836-0228 www.GBCDesign.com

PAGE 1 OF 2
DATE: 10/24/2025
DRAWN BY: BAW
PROJECT No. 58188

Outlook

Re: Leon Home || permitting update

From Jason León <jasonl261313@gmail.com>
Date Tue 11/11/2025 1:47 PM
To Lisa Davis <ldavis@myoldworld.com>
Cc Jim Yezbak <jyezbak@myoldworld.com>; Nick Matuch <nmatuch@myoldworld.com>; Mark Barnes <MBarnes@myoldworld.com>; Corey Autry <CAutry@myoldworld.com>; Morgan Hughes <mhughes@myoldworld.com>

Hi Lisa...

To whom it may concern,

Please accept this email as my consent for Old World Custom Homes to submit all necessary applications on my behalf as my representatives, for any and all representatives of the city of Lakewood/the architectural review board/zoning board the necessary access to my property. If you have any questions, feel free to contact me at any time, email or mobile phone number below.

Thank you,

Jason León
JasonL261313@gmail.com
216-375-7846

On Tue, Nov 11, 2025, 1:38 PM Lisa Davis <ldavis@myoldworld.com> wrote:

> Hi Jason,
> Hope you are doing well! I am working on the submittal to Lakewood ABR. The deadline to submit is 11-19-2025 for the 12-4-2025 meeting. I'd like to have us included on the next agenda assuming everything will go our way in the BZA meeting next week.
>
> Part of the application is a consent letter from you allowing Lakewood to access your property. If you could please respond to this email with formal approval I believe that should be sufficient.
>
> Let me know if you have any questions!
>
> Old World
> CUSTOM HOMES
>
> Lisa Davis | Production Manager
>
> 7056 Mears Gate Drive | Canton, OH 44720

LEGEND

- CAPPED REBAR TO BE SET
- C00 CURVE DATA
- EXISTING FIRE HYDRANT
- EXISTING VALVE
- EXISTING MANHOLE
- EXISTING BOX INLET
- EXISTING CURB INLET
- EXISTING LIGHT POLE
- EXISTING POWER POLE
- FLOW DIRECTION OF DRAINAGE
- (00.00) NEW FINISHED GRADE ELEVATION
- [00.00] NEW FINISHED GRADE ELEVATION
- [00.0] EXISTING FINISHED GRADE ELEVATION
- [00.00] NEW FINISHED TOP CONCRETE GRADE ELEVATION
- C.O. NEW LATERAL CLEAN OUT
- NEW TEMPORARY EROSION CONTROL (SILT SOXX)
- NEW TEMPORARY EROSION CONTROL AT INLET, USE ADS FLEXSTORM
- 780 NEW FINISHED GRADE CONTOURS
- 780 EXISTING GRADE CONTOURS
- SAN EXISTING SANITARY SEWER
- LAT EXISTING SANITARY LATERAL
- LAT NEW SANITARY LATERAL
- ST EXISTING STORM SEWER
- RD EXISTING STORM LATERAL
- RD NEW STORM LATERAL
- W EXISTING WATER MAIN
- WS EXISTING WATER SERVICE
- WS NEW WATER SERVICE
- E NEW UTILITY SERVICE

OHIO811.org Before You Dig

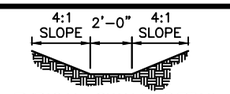

TYPICAL SWALE DETAIL
NO SCALE

REVISIONS:

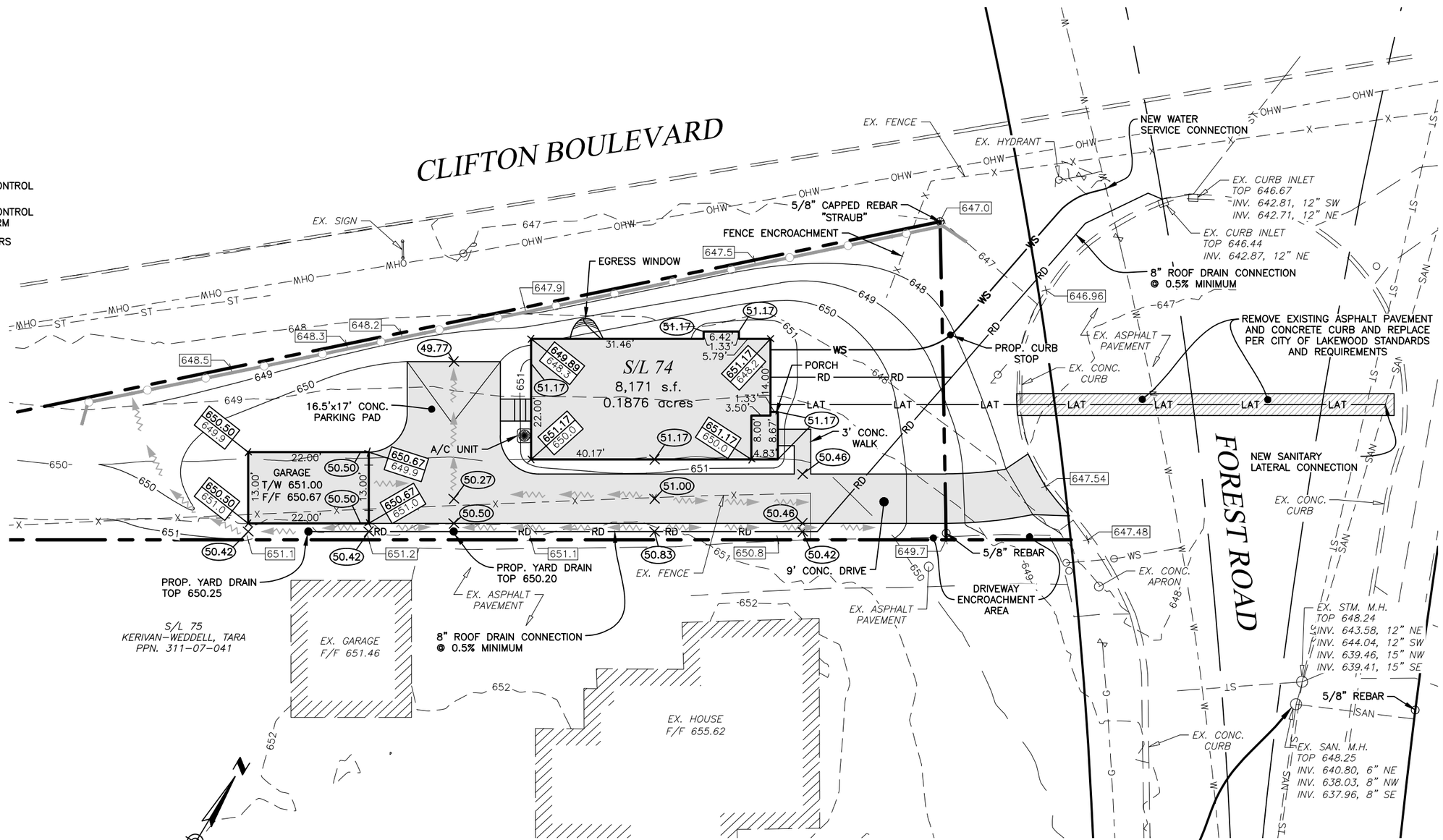

BUILDER:
OLD WORLD CUSTOM HOMES, LLC
7054 MEARS GATE DR. NW
NORTH CANTON, OHIO 44720
ANDREW EGGEMAN
330-494-0228

FINISH FLOOR ELEVATION	653.01
TOP OF WALL ELEVATION (8'-0" WALL)	651.83
GARAGE ELEVATION	650.50
BASEMENT FLOOR ELEVATION	644.17
TOP OF FOOTING ELEVATION	643.83
BOTTOM OF FOOTING ELEVATION	643.17

0 20 40

SCALE: 1" = 20'

1114 W FOREST DRIVE
PPN. 311-06-043

LOT BENCHMARK:
C.L. RIM OF SANITARY MANHOLE LOCATED AS SHOWN ON PLOT PLAN.

ELEV. 648.25

PLOT PLAN PREPARED FOR
OLD WORLD CUSTOM HOMES
SUBLOT NO. 74 IN THE CLIFTON PARK ALLOTMENT
202309180243
SITUATED IN THE CITY OF LAKEWOOD
COUNTY OF CUYAHOGA, STATE OF OHIO

PREPARED BY:
GBC DESIGN, INC.
565 White Pond Dr. Akron, OH 44320-1123
Phone 330-836-0228 www.GBCDesign.com

PAGE 2 OF 2
DATE: 10/24/2025
DRAWN BY: BAW
PROJECT No. 58188

Style Guide

EVERYTHING YOU NEED TO
KNOW ABOUT YOUR HOME

YOUR IDEAS | OUR DESIGNERS | YOUR FOREVER HOME

LEÓN

Old World Custom Homes

EXTERIOR INSPIRATION

Old World Custom Homes

EXTERIOR DETAILS

Old World Custom Homes

EXTERIOR DETAILS

PORCH LIGHT

BRADFORND OUTDOOR WALL LANTERN
BLACK

HARDWARE

SCHLAGE HANDLESET
CENTURY TRIM - MATTE BLACK

GARAGE LIGHT

ACADEMY OUTDOOR FLYNN
BOWERS SHADE WALL LIGHT
MATTE BLACK

Old World

CUSTOM HOMES

City of Lakewood
Board of Building Standards • Architectural Board of Review • Sign Review Board

P: (216) 529-6630
F: (216) 529-5907
planning@lakewoodoh.gov

Application Cover Page

Docket No.: 12-115-25

Permit No.: BBS25-000125

Applicant Name: Michael Michalak, Michalak Contracting LLC

Project Address: 1296 Cranford Ave.

Project Name: N/A

Project: Applicant proposes the demolition and rebuild of two front porches.

Dominic, 1296 Cranford avenue

Veranda Railings with Fiberon metal Post kit

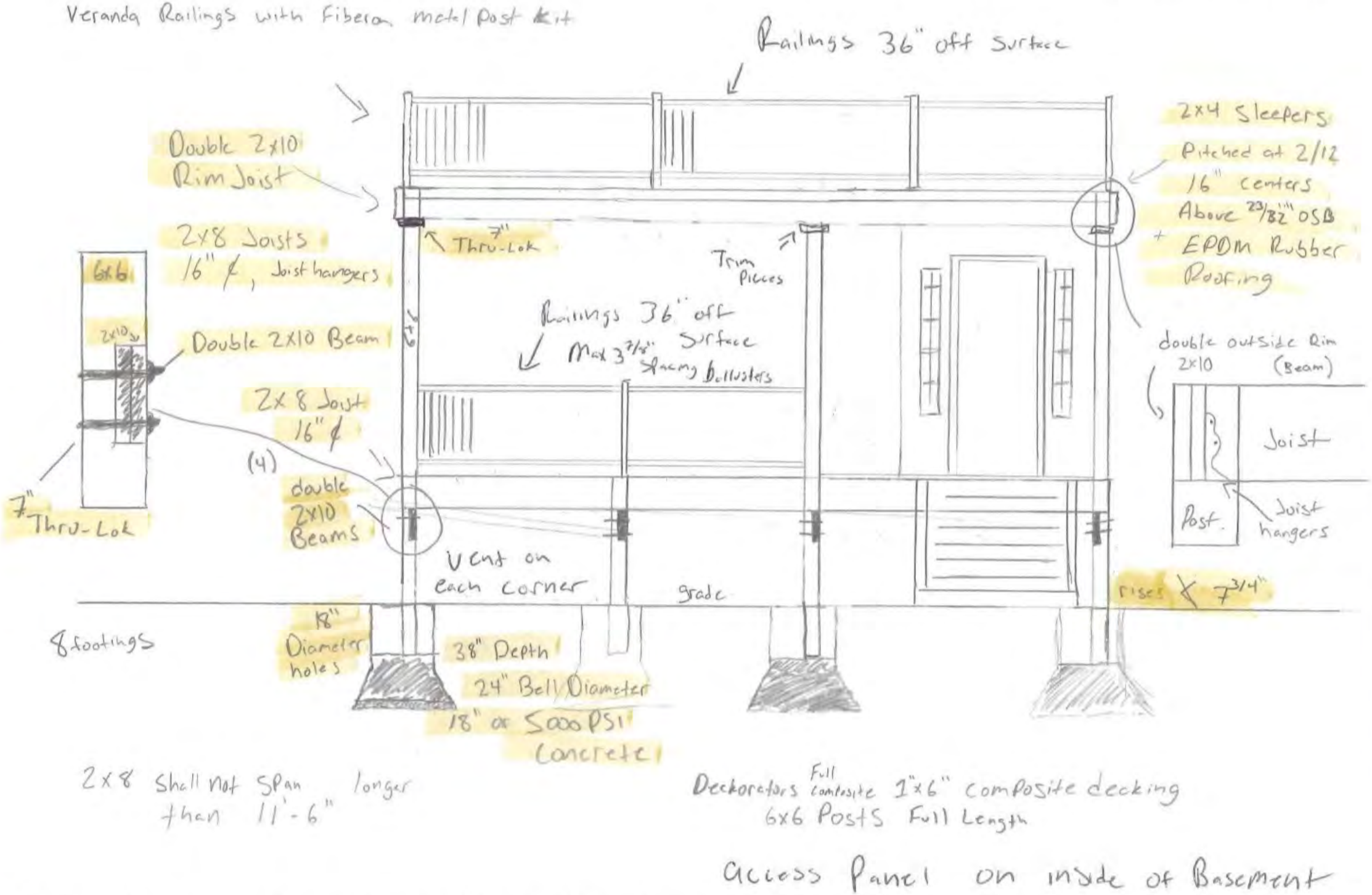

2x8 Shall not span longer than 11'-6"

Deckorators Full composite 1"x6" composite decking
6x6 Posts Full Length

Access Panel on inside of Basement

6x6 columns to be wrapped in white aluminum

City of Lakewood
Board of Building Standards •
Architectural Board of Review •
Sign Review Board

P: (216) 529-6630
F: (216) 529-5907
planning@lakewoodoh.gov

Application Cover Page

Docket No.: 12-116-25

Permit No.: BBS25-000126

Applicant Name: Gary Platt, Knez Homes

Project Address: 1477 Lakewood Ave.

Project Name: N/A

Project: Applicant proposes the construction of a new family home.

Mary Mark

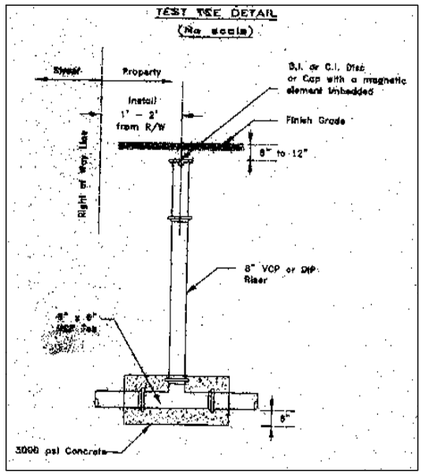

NOTE:
ANYONE USING ELEVATIONS ASSOCIATED WITH THIS PLAN SHALL UTILIZE & CHECK INTO BOTH BENCHMARKS FOR VERTICAL CONTROL. POLARIS SHALL BE NOTIFIED IMMEDIATELY OF ANY IRREGULARITIES.

NOTES:
- ANY OPENINGS IN THE STREET MUST BE REPAIRED PER CITY STANDARDS
- CONTRACTOR TO VERIFY LOCATION & CONDITION OF EXISTING LATERALS, IF LATERALS CANNOT BE LOCATED OR ARE IN POOR CONDITION, A NEW CONNECTION TO SEWER MAIN SHALL BE MADE PER WPC STANDARDS.
- GRINDER PUMP REQUIRED FOR ANY BASEMENT SANITARY SERVICE OR USE HIGH WALL PLUMBING.
- SUMP PUMP AND DOWNSPOUTS TO CONNECT TO STORM CONNECTION.

ELEVATIONS USED:
SEE ARCH. PLANS FOR FULL SECTIONS AND FLOOR PLANS

FIRST FLOOR - (1'-2") = TOP WALL
TOP WALL - (9.0') = TOP FOOTER
TOP FOOTER + (4") = BASEMENT FLOOR
9' BSMT WALL
CONTACT DESIGNER IF ANY CHANGES TO THIS INFORMATION.

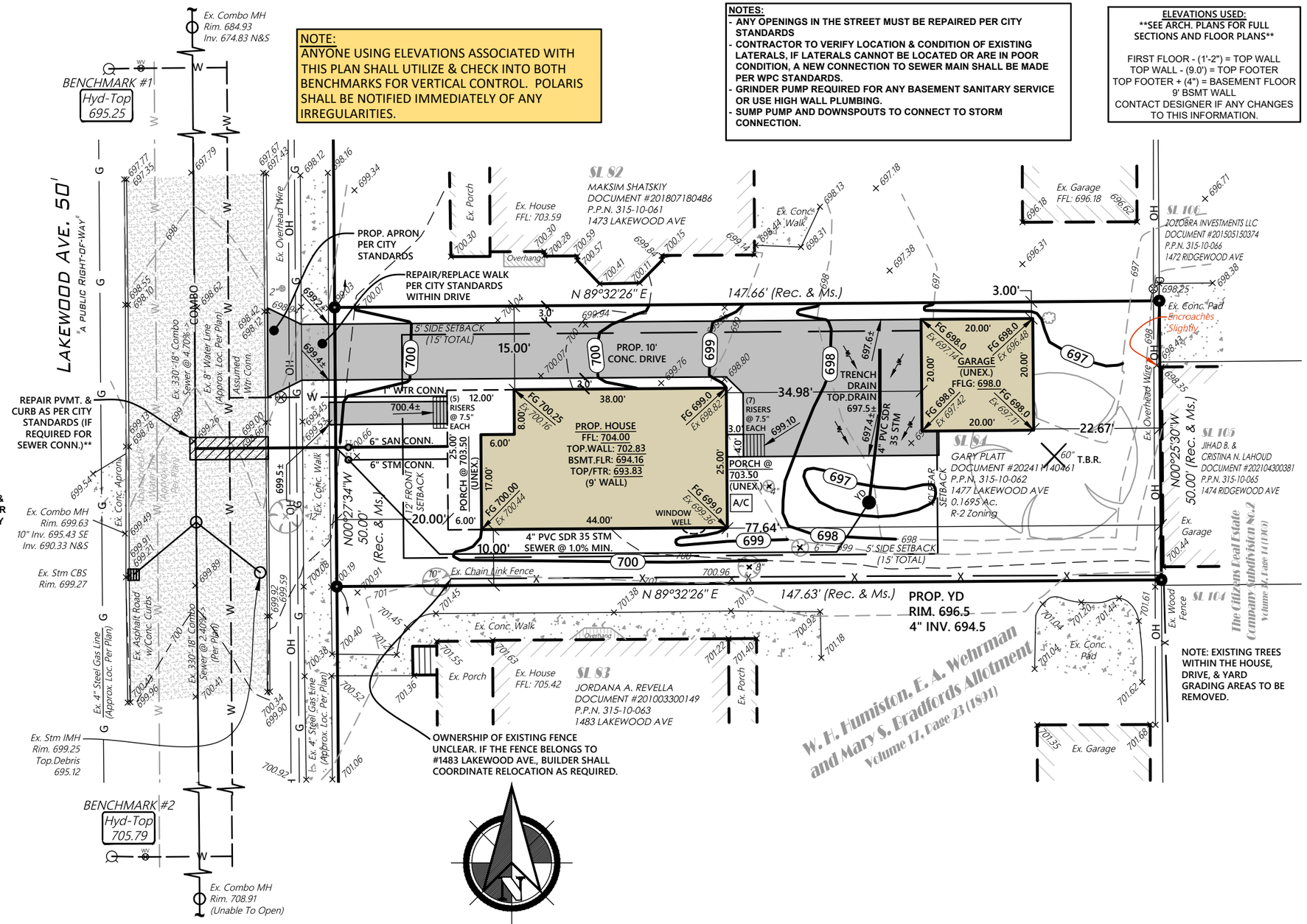

**NOTE:
PER CITY, THERE IS AN EXISTING COMBO SEWER LATERAL. LOCATION & LENGTH ARE UNKNOWN. CONTRACTOR & BUILDER TO COORDINATE WITH CITY AS REQUIRED TO DETERMINE LOCATION.

NOTE: EXISTING TREES WITHIN THE HOUSE, DRIVE, & YARD GRADING AREAS TO BE REMOVED.

SYMBOL LEGEND

Ex. Clean Out	Guy Wire
Ex. Catch Basin	Power Pole
Prop. Catch Basin	Light Power Pole
Ex. Curb Inlet	Light Pole
Prop. Curb Inlet	Prop. Light Pole
Ex. Yard Drain	Traffic Signal Pole
Ex. Manhole	Traffic Signal Box
Ex. Sanitary Manhole	Yard Light
Prop. Sanitary Manhole	Cable TV Box
Ex. Storm Manhole	Electrical Box
Prop. Storm Manhole	Telephone (SAC) Box
Storm Inlet MH	Power Transformer
Ex. Water Valve	Electrical Outlet
Prop. WL Valve	Tree
Water Meter	Pine Tree
Ex. Fire Hydrant	Bush
Prop. Hydrant	Gasline Marker
Well	Irrigation Valve
Gas Valve	Sprinkler Control Box
Gas Meter	Sprinkler Head
Ex. Monument Box	Sign
Mailbox	Test Bore
	Guard Post
	Stump

811
O.U.P.S. REFERENCE
A-815-903-226
2 WORKING DAYS BEFORE YOU DIG CALL 8-1-1
OHIO UTILITIES PROTECTION SERVICE NON-MEMBERS MUST BE CALLED DIRECT

EXISTING UNDERGROUND UTILITIES NOTE:
THE SIZE AND LOCATION, BOTH HORIZONTAL AND VERTICAL OF THE UNDERGROUND UTILITIES SHOWN HEREON, HAVE BEEN OBTAINED BY A SEARCH OF AVAILABLE RECORDS. THE EXACT LOCATION OF UNDERGROUND FEATURES CANNOT BE ACCURATELY, COMPLETELY, AND RELIABLY DEPICTED HEREON. VERIFICATION BY FIELD OBSERVATION HAS BEEN CONDUCTED. WHERE PRACTICAL. HOWEVER, POLARIS ENGINEERING & SURVEYING, INC. DOES NOT GUARANTEE THE COMPLETENESS NOR ACCURACY THEREOF.

NOTE: THIS SURVEY SUBJECT TO CHANGE UPON RECEIPT OF ANY ADDITIONAL AVAILABLE UNDERGROUND UTILITY INFORMATION.

GRAPHIC SCALE
20 0 10 20
(IN FEET)
1 INCH = 20 FEET

STATE OF OHIO
RICHARD A. THOMPSON JR.
7388
REGISTERED
PROFESSIONAL SURVEYOR

TOPOGRAPHIC CERTIFICATION:

I, THE UNDERSIGNED, HEREBY CERTIFY THAT THIS TOPOGRAPHY, INDICATED BY 1' CONTOURS, AND ELEVATIONS SHOWN HEREON, REPRESENT AN ACTUAL FIELD SURVEY MADE UNDER MY SUPERVISION ON THE 8TH DAY OF AUGUST, 2025, AND THAT THE ELEVATIONS WERE TAKEN AT APPROPRIATE INTERVALS AND THAT AS OF THAT DATE THEY EXISTED AS INDICATED HEREON. VERTICAL DATUM IS BASED ON NAVD88.

Richard A. Thompson Jr.
RICHARD A. THOMPSON, JR., P.S. #7388

POLARIS ENGINEERING & SURVEYING, INC.
34600 CHARDON ROAD
SUITE D
WILLOUGHBY HILLS, OH 44094
(440) 944 - 4433
www.polaris-es.com

DATE: 11/19/2025
SCALE: 1"=20'
FOLDER: DWG/Site Plans
FILENAME: 25083 Site Plan
TAB: 01-Site Plan
DRAWN: RMK

SITE PLAN FOR:
1477 LAKEWOOD AVENUE
SUBLOT No. 84
W.H. HUMISTON, E.A. WEHRMAN AND MARY S. BRADFORDS ALLOTMENT
CITY OF LAKEWOOD - CUYAHOGA COUNTY - OHIO

PREPARED FOR:
GARY PLATT
PHONE: (440) 221-8766
EMAIL: gplatt@knez.net

STATE OF OHIO
BRYAN K. KEENEY
65515
REGISTERED
PROFESSIONAL ENGINEER

CONTRACT NO.
25083

SHEET	OF
01	01

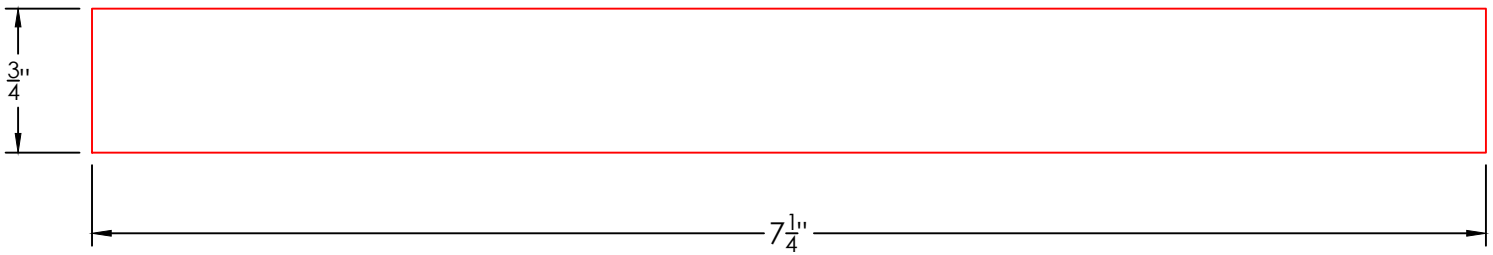

AZEK BUILDING PRODUCTS
WWW.AZEK.COM
(877) ASK-AZEK

AZEK® Trim

Trimboard 1" x 8"

AT10008144

Additional Variations:
AT 216 | AF 144/216

Barrie Outdoor Wall Light 1-Light | Clear Beveled Glass 9735BK

© 2025 Kichler Lighting LLC All Rights Reserved

SPECIFICATIONS

Certifications/Qualifications

ADA Compliant	No
Prop65	No
Dark Sky Compliant	No
Location Rating	Wet
	kichler.com/warranty

Dimensions

Height	15.5"
Width	8.25"
Height From Center Of Wall Opening (Spec Sheet)	6.25"
Depth	8"
Weight	3.9 LBS
Canopy Height	7"
Canopy Width	4.5"
Canopy Depth	1"

Electrical

Input Voltage	120 V

Light Source

Light Source	Bulb
Lamp Included	Not Included
# Of Bulbs/LED Modules	1
Max Or Nominal Watt	100 W
Lamp Type	A19
Socket Type	E26 (Medium)
Dimmable	Yes

Mounting/Installation

Interior/Exterior	Exterior Product
Mounting Style	WALL MOUNT
Mounting Weight	3.9 LBS
Modular	No
Lead Wire Length	6

FIXTURE ATTRIBUTES

Housing/Glass

Primary Material	Aluminum
Shade Included	No

Product/Ordering Information

Sku	9735BK
Finish	Black
UPC	783927175814

Finishes

- Black
- Tannery Bronze

ALSO IN THIS FAMILY

49183BK

49183BKL18

49183TZ

49183TZL18

49186BK

49186BKL18

Table of Contents

Pg	Title
1	Presentation, Contents and Site
2	Compliance Notes 1
3	Compliance Notes 2
4	Front & Rear Elevations
5	Right Elevation
6	Left Elevation
7	Foundation Plan
8	Main Level
9	Upper Level
10	Section A-A & Landing Detail
11	Section B-B, Fireplace Detail
12	Stair, Section D-D Wall & Porch Detail
13	House/Garage Braced Wall & Electrical Plan
14	Detached Garage Elevations
15	Detached Garage Plan

METRO MANOR
PLAN DATA

Interior Area (1956 sq ft)
Main Level 978 sq ft
Upper Level 978 sq ft

Living Area (2059 sq ft)
Main Level 1052 sq ft
Upper Level 1007 sq ft

Main Level Wall Height 10'-1"
Upper Level Wall Height 8'-1"
Foundation 9' Walls
Width 25 ft
Depth 44 ft
Bedrooms 3
Full Bath 2-Upper
Half Bath 1-Main
Garage 2 car Detached

Interior Area includes all conditioned area inside of exterior finished walls & interior wall footprints. Includes Stair Opening areas.

Living Area includes footprints of all framed interior & exterior walls containing conditioned space plus half the wall footprint between conditioned and unconditioned spaces. Includes area of 1st Floor Stair Opening.



Metro Manor - 3 Bedroom Plan
Presentation, Contents and Site

Platt Residence
1477 Lakewood Ave
Lakewood,OH 44107

B. R. Knez Construction, Inc.
7555 Fredle Drive Suite 210
Concord Township, OH 44077
(440) 710-7711 Fax: 639-6485

DATE	REVISED	DRAWING SIZE 11 x 17
4/14/2025		SHEET 1
DRAWN	REVISION	

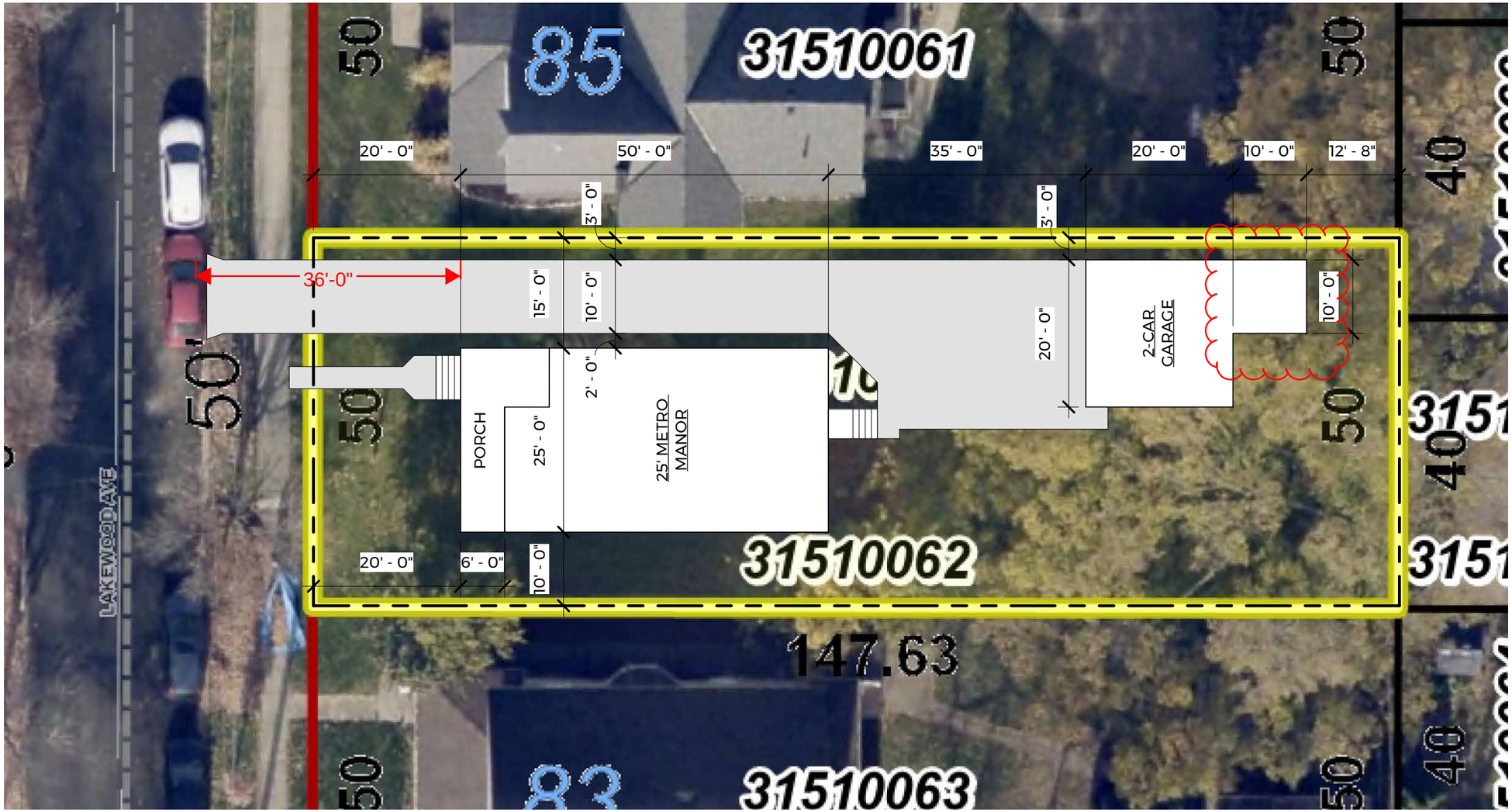

1 **Schematic Site Plan**

1/16" = 1'-0"

N

Site Plan	Platt Residence 1477 Lakewood Ave. Lakewood, OH 44107	Knez HOMES	B.R. Knez Construction, LLC 7555 Fredle Drive, Suite 210 Concord Township, OH 44077	DRAWN BY: HCP	REVISED:	DRAWING SIZE: 11 x 17
				DATE: 06.11.2025	REVISION:	A1.2

Construction shall conform to the requirements of the 2019 Residential Code of Ohio. Applicable notes shall be met by applicable trades and vendors, and verified by Knez Supervisor.

DESIGN CRITERIA [Table R301.2(1)]

Floor live load (Table R301.5)	40/15 psf
Roof live load (Table R301.6)	30/15 psf
Ground snow load	30 psf
Basic wind speed	115 mph
Wind exposure category (R301.2.1.4)	B
High wind design criteria (R301.2.1.1)	N/A
Seismic design category (SDC) [Figure R301.2(2)]	B
SDC C&D provisions (R301.2.2)	N/A
Weathering	Severe
Termite area	Moderate to Heavy
Winter design temperature	5° F
Ice barrier underlayment required	Yes
Flood hazards	Moderate to Low

FIRE-RESISTANT CONSTRUCTION (R302)
N/A Exterior walls (R302.1, Table R302.1)
N/A Townhouse separation (R302.2)
- Continuity and structural independence (R302.2.1, R302.2.4)
- Parapets and construction (R302.2.4, R302.2.5)
N/A Dwelling unit penetrations (R302.4)
N/A Dwelling/garage opening/penetration protection (R302.5)
N/A Dwelling/garage fire separation (R302.6)
YES Under-stair protection (R302.7)
YES Wall and ceiling finishes (R302.9)
- Flame spread index shall be not greater than 200 per Section (R302.9.1)
- Smoke-developed index shall be not grater than 200 per Section(R302.9.2)
- Testing in accordance with ASTM E 84, UL 723, OR NFPA 286 (R302.9.3, R302.9.4)
YES Insulation (R302.10)
- The insulation Materials Flame spread index for shall not to exceed 25 and smoke-developed index
not to exceed 450 per ASTM E 84 or UL723 (R302.10.1, R302.10.2)
- Cellulose loose-fill and exposed attic insulation (R302.10.3, R302.10.4)
-CELLULOSE LOOSE- FILL INSULATION NEED TO BE LABELED CLEARLY TO COMPLY WITH CPSC 16 CFR
PARTS 1209 AND 1404 PER SECTION R 302.10.3
-THE EXPOSED ATTIC INSULATION MATERIALS SHOULD HAVE AT LEAST 0.12 WATT PER SQUARE CENTIMETER FOR
THE CRITICAL RADIANT FLUX PER SEC R 302.10.4
- Testing (R302.10.5) shall be made in accordance with ASTM E 970

YES Fireblocking (R302.11)
FIREBLOCKING LOCATIONS PER SECTION R 302.11
1.CONCEALED SPACES IN STUDS
1.1 VERTICALLY AT FLOORS AND CEILINGS
1.2 AT NO MORE THAN 10' VERTICALLY.
2. AT INTERCONNECTIONS OF SOFFITS OR COVERED CEILING AND CONCEALED HORIZONTAL OR VERTICAL SPACES.
3. IN CONCEALED SPACES BETWEEN STAIR STRINGERS AT TOP AND BOTTOM OF RUN. (SEC 302.7)
4. AT OPENING AROUND PIPES OR CABLES USING APPROVED MATERIAL TO LIMIT THE SPREAD OF SMOKE OR FLAME.
.
N/A Draftstopping (R302.12)
APPLY WHEN CEILING IS SUSPENDED OR TRUSS-TYPE OPEN WEB USED IN THE FLOOR STRUCTURE. (REF TO MANUFACTURE I JOIST LAYOUT)
YES Combustible insulation clearance (R302.14)
SHALL BE A 3 INCH MIN OF CLEARANCE FROM FAN MOTORS, RECESSED LUMINARIES AND ANY SOURCE OF HEAT (UNLESS LISTED FOR LESSER CLEARANCE)

ROOM PLANNING REQUIREMENTS (R303 through R305) As Per Plan

Use	Area (ft2)	Width	Average ceiling†	Minimum ceiling†	Natural* light	Natural ventilation*
Living	120	7′–0″	7′–0″	5′–0″	8% floor area	4% floor area
Dining	70	7′–0″	7′–0″	5′–0″	8% floor area	4% floor area
Kitchen	N.A.	N.A.	7′–0″	5′–0″	8% floor area	4% floor area
Bedroom	70	7′–0″	7′–0″	5′–0″	8% floor area	4% floor area
Bathroom	N.A.	N.A.	7′–0″	5′–0″	3 square feet	1-1/2 square feet

* See Sections R303.1 & R303.3 for mechanical ventilation and artificial light
† 6'-8" min. at plumbing fixtures and for non-habitable basements.

Yes Required heating (R303.8)

SANITATION (R306 and R307) As Per Plan
Yes Water closet
Yes Lavatory
Yes Tub or shower
Yes Kitchen area with sink
Yes Sanitary sewer (Chapter 30)
N/A Private disposal (Appendix I)

GLAZING (R308) As Per Plan - See Window Schedules
Yes Identification (R308.1)
N/A Louvered windows or jalousies (R308.2)
Yes Human impact loads/hazardous locations (R308.3, R308.4)
Glazed area shall pass test indicated per R 308.1, The hazardous locations
Where Railing glaziing , enclosure of wall facing Hot Tub, whitrlpools, saunas,
steam Rooms, bathtubs and shower where the bottom of glazing less than 60 inches.
Also glazing in walls and fences adjcent to indoor and outdoor pools, Glazing adjacent to stairways
landings.
a tempered glass used for lower windows to the FF (REF to 1st floor and 2nd Floor windows schedule0
N/A Skylights and sloped glazing (R308.6)

GARAGES AND CARPORTS (R309)
Yes Floor surface noncombustible; sloped floor (R309.1)
N/A Carport: open two sides; noncombustible floors; sloped floor (R309.2)
Yes Automatic garage door opener (R309.4)

EMERGENCY ESCAPE AND RESCUE OPENINGS(R310)
Yes Where required (R310.1)
Yes Areas, height, width, operations (R310.1.1 - R310.1.4)
Yes Window wells (R310.2)
N/A Bars, grilles, covers and screens (R310.4)
N/A Under decks and porches (R310.5)

MEANS OF EGRESS (R311) As Per Plan
Yes General (R311.1)
Yes Egress door (R311.2)
Yes Landings at exterior doors (R311.3 -R311.3.3)
N/A Vertical egress (R311.4)
Yes Construction and attachment (R311.5)
Yes Hallways (R311.6)
Yes Stairway width, headroom, walkline (R311.7.1- R311.7.4)
Yes Stairway treads, risers profiles (R311.7.5)
Yes Stairway landings and walking surfaces (R311.7.6,R311.7.7)
Yes Handrails required (R311.7.8)
Yes Handrail height, continuity, grip-size (R311.7.7.1 - R311.7.7.3)
Yes Stairway illumination (R303.6, R311.7.8)
N/A Special stairways (R311.7.9)
N/A Ramp slope, landings, handrails (R311.8)

GUARDS (R312) As Per Plan
Yes Required for open-sided surfaces, stairs, ramps and landings > 30″ above floor/grade (R312.1)
Yes Height - 36″ (R312.2)
Yes Opening limitations (R312.3)

AUTOMATIC FIRE SPRINKLER SYSTEMS (R313)
N/A Townhouses (R313.1)
N/A One- and two-family dwellings (R313.2)
SMOKE ALARMS (R314) See Note - 2nd Floor Plan
Yes Referenced standards (R314.1, R314.2)
Yes Location and interconnection (R314.3)
Yes Power source (R314.4)
CARBON MONOXIDE ALARMS (R315) See Note - 2nd Floor Plan
Yes New construction (R315.1)
N/A Existing construction (R315.2)
Yes Referenced standard (R315.3)
FOAM PLASTIC (R302.8, R316) Approved products shall be used
Yes Labeling (R316.2)
Yes Surface burning, thermal barrier, specific approval (R316.3 - R316.7)
DECAY AND TERMITE PROTECTION (R317 and R318)
Yes Protection required (Table R301.2(1), R317.1, R318.1)
Yes Quality mark (R317.2 and R318.1.1) Treated Material at Deck

SITE ADDRESS (R319)
Yes Address numbers (R319.1)
ACCESSIBILITY (R320)
N/A Type B dwelling units applicable (R320.1)
ELEVATORS/PLATFORM LIFTS (R321)
N/A Referenced standards (R321.1 - R321.3)
FLOOD-RESISTANT CONSTRUCTION (R322)
N/A General (R322.1)
N/A Hazard area and requirements (R301.2.4, R309.3, R322.2, R322.3)
N/A Design professional (R322.3.6)
STORM SHELTERS (R323)
N/A General and referenced standard (R323.1)

MATERIALS (R402)
N/A Wood foundations (R402.1)
Yes Concrete, compressive strength (R402.2)
3000 psi (min) Basement Poured Walls
2500 psi (min) Basement Slab
2500 psi (min) Garage Slab
3500 psi (min) Porch Slab
3500 psi (min) Driveway
3500 psi (min) Walkways & Steps
FOOTINGS (R403)
2500 psi Soil bearing value (R401.4, R403.1)
23" Footing width (see page 8) Exceeds bldg reqmt
T=7.5" Footing edge thickness = 6″ minimum; footing
P=7.5" projection = 2″ minimum, but ≤ footing thickness (R403.1.1)
N/A Footings in SDC C or D (R403.1.2, R403.1.3 and R403.1.6.1)
42" (min) Depth below (outside) grade = 12″ minimum; but below frost line except for frost protected footings.(R403.1.4, R403.1.4.1 and R403.1.4.2)
Yes Sill plate bolting in concrete/masonry = 1/2″ diameter bolts, within 12″ but not less than 7 bolt diameters from corner, 7″ embedment (R403.1.6)
N/A Footings adjacent to slopes (R403.1.7)
N/A Frost protected shallow foundations (R403.3)
N/A Footings for precast concrete foundation (R403.4)

TABLE R403.1
MINIMUM WIDTH OF CONCRETE, PRECAST OR MASONRY FOOTINGS (inches)[1] LOAD-BEARING VALUE OF SOIL (psf)

	1,500	2,000	2,500	≥ 4,000
Conventional light–frame construction (30 psf Snow Load, on basement)				
1-story	19	14	12	12
2-story	23	17	14	12
3-story	26	20	16	12

For SI: 1 inch = 25.4 mm, 1 pound per square foot = 0.0479 N/m^2
1. Interpolation allowed. Extrapolation not allowed.
2. Based on 32' wide house with load-bearing center wall that carries half of tributary attic, and floor framing. For every 2 feet of adjustment to the width of the house, add or subtract 2 inches of footing width and 1 inch of footing thickness (but not less than 6" thick.)

FOUNDATION WALLS (R404 - R406) See Plan Details for Specifications
N/A Masonry foundation walls (R404.1.1)
R404.1.2(8) Wall height, unbalanced backfill, nominal thickness [Tables R404.1.1(1) - R404.1.1(4), R404.1.5.1]
R404.1.2(8) Reinforcement size and spacing [Tables R404.1.1(2) - R404.1.1(4)]
Yes Concrete foundation walls (R404.1.2)
9', 8', 8" Wall height, unbalanced backfill, nominal thickness [Tables R404.1.2(2) -R404.1.2(8), R404.1.5.2]
R404.1.2(8) Horizontal and vertical reinforcement size and spacing [Tables R404.1.2(1) - R404.1.2(8),R404.1.2.2, R404.1.2.3.7]
N/A Stay-in-place forms (R404.1.2.3.6.1)
N/A SDC C and D provisions (R404.1.2.4, R404.1.4)
Yes Height above finished grade (R404.1.6)
2x6 Sill plate size (R404.3)
N/A Precast concrete foundation walls (R404.5)
Yes Drains required if habitable or usable spaces are below grade* (R405)
N/A Soil class (Table R405.1) - Drainage system used regardless of soil
N/A Dampproofing if basements are below grade* (R406.1)
Yes Waterproofing if high water table* (R406.2)
* If uninhabitable, see Under-Floor Space (R408)

COLUMNS (R407)
Yes Protection from decay or corrosion (R407.1 and R407.2)
Yes Structural requirements (R407.3)
Yes Anchorage (R407.3)
Yes Wood columns (minimum 4″ square) (R407.3)
N/A Steel columns (minimum 3″ diameter, Schedule 40 pipe) (R407.3)
UNDER-FLOOR SPACE (R408)
N/A Ventilation (R408.1 and R408.2)
N/A Unvented crawl space (R408.3)
N/A Access (R408.4)
N/A Removal of debris (R408.5)
N/A Finished grade (R408.6)
N/A Flood resistance (R408.7)

ROUGH CARPENTRY

The structural lumber Fabrication, detail, and Erection should comply with AITC latest edition of design specs
Materials:
- S4S LUMBER (ASLS PS 20)
- Species: DOUGLAS FIR, SOUTHER PINE, S P F, OR HEM FIR, OR AS INDICATED BY ARCHITECT
- Grade: No 2 Minimum or Better, 19% MC, KILN DRIED
- LP SolidStart LVL
- COMPLY WITH ASTM D5055, Fb= 2900 PSI, E= 2,000,000 PSI, Fv= 285PSI
- LP SolidStart LSL
- COMPLY WITH ASTM D5055, Fb= 1730 PSI, E= 1,350,000 PSI, Fv= 410PSI
- LP SolidStart LSL (BELOW THE KICHEN ISLAND REF TO I JOIST LAYOUT)
- COMPLY WITH ASTM D5055, Fb= 2360 PSI, E= 1,550,000 PSI, Fv= 410PSI
- LP- OSB RIM BOARD, APA RATED , Fb= 600 PSI, E=550000 PSI, Fv= 270 PSI
WOOD JOISTS: LP SolidStart I-Joists by LP Building Products. LPI 18 and LPI 42Plus. Solid sawn lumber top and bottom chords permanently attached to Oriented Strand Board webs. (Ref to Manf I joist layout)
THE EXPOSED LUMBER, AND CONNECTED TO THE CONCRETE SHALL BE PRESSURE PRESERVATIVE TREATED, EXTERIOR GRADE LUMBER
Lumber framing and anchoring connections shall be made by using the Metal connectors as Manufactured by Simpson Strong Tie, USP OR EQUAL.
All connectors including the Nails, spikes, and fasteners shall be made of stainless steel 304 or 316.
The Pre- Engineered wood Trusses shall comply with the Metal Plate institute quality criteria for the Manufacture of Metal plate connected word trusses as shown in Chapter 3 in ANSI/TPI
PLATES USED: MT20 (Ref to Manf shop DWG)
LUMBER USED: TOP CHORD, BOT CHORD, AND WEBS Are 2x4 SPF GARDE 2(Ref to Manf shop DWG)

FLOORS (Chapter 5) Refer to ROUGH CARPENTRY ABOVE
WOOD JOISTS AND GIRDERS (R502)
Yes Species and grade (R502.1)
L/480 Joists — Sleeping areas, LL = 30 psf
Eng. Joist [Table R502.3.1(1)]
L/480 Joists — Nonsleeping areas, LL = 40 psf
Eng. Joist [Table R502.3.1(2)]
Yes Cantilevered joists [Tables R502.3.3(1) and R502.3.3(2)]
Yes Girder spans and header spans for exterior bearing walls [Table R502.5(1)]
Yes Girder spans and header spans for interior bearing walls [Table R502.5(2)]
Yes Joists under bearing partitions (R502.4)
Yes Bearing (1.5″ minimum on wood or metal; 3″ on masonry or concrete) and lapped joists (3″) (R502.6, R502.6.1)
N/A Lateral restraint and bridging (R502.7, R502.7.1)
Yes Drilling and notching (R502.8) - **Per Manuf. Instr.**
Yes Fastening (R502.9)
Yes Framing of openings (R502.10)
Yes Wood trusses (R502.11) - Engineered byTruss Co.
Yes Draftstopping (R502.12)

Metro Manor - 3 Bedroom Plan
Compliance Notes 1

Platt Residence
1477 Lakewood Ave
Lakewood,OH 44107

B. R. Knez Construction, Inc.
7555 Fredle Drive Suite 210
Concord Township, OH 44077
(440) 710-7711 Fax: 639-6485

DATE	REVISED	DRAWING SIZE 11 x 17
4/14/2025		SHEET
DRAWN	REVISION	2

LUMBER FLOOR SHEATHING (R503.1)
Yes Allowable span (Table R503.1) **3/4" OSB, 16" O.C.**
Yes End joints (R503.1.1)
WOOD STRUCTURAL PANEL SHEATHING (R503.2)
Yes Grade (R503.2.1) **Indicated on Panels**
7/16" Thickness (R503.2.1)
Yes Allowable spans [Tables R503.2.1.1(1) and R503.2.1.1(2)]
Yes Installation [Table 602.3(1)]
PARTICLEBOARD UNDERLAYMENT (R503.3)
N/A Grade (R503.3.1)
N/A Thickness (R503.3.2)
N/A Installation [Table R602.3(1)]
TREATED-WOOD FLOORS (ON GROUND) (R504)
N/A Base course: 4″ thick with maximum 3/4″ gravel or 1/2″ crushed stone (R504.2.1)
N/A Moisture barrier: placed over base course (R504.2.2)
N/A Materials (R504.3)
STEEL FLOOR FRAMING (R505)
N/A Cold-formed steel; applicability limits; in-line framing (R505.1)
N/A Structural framing (R505.2)
N/A Material (R505.2.1)
N/A Identification (R505.2.2)
N/A Corrosion protection (R505.2.3)
N/A Fastening (R505.2.4)
N/A Floor construction (R505.3)
CONCRETE FLOORS (ON GROUND) (R506)
Yes Thickness: 31/2″ minimum; Concrete strength (R506.1)
Yes Support: prepared subgrade; maximum earth fill = 8";
Yes maximum sand or gravel fill = 24″ (R506.2.1)
Yes Base course: 4″ graded with 2″ maximum aggregate (R506.2.2)
Yes Vapor retarder (R506.2.3)
Yes Reinforcement support (R506.2.4)

WALL CONSTRUCTION (Chapter 6)
GENERAL (R601) See Wall Section Detail
Yes Design (R601.2)
Yes Component and cladding wind loads [Table R301.2(2)]
Yes Vapor retarders (R601.3)
WOOD CONSTRUCTION (R602)
Yes Construction [Figures R602.3(1) and R602.3(2)]
Yes Stud grade (R602.2)
Yes Exterior walls (R602.3)
Yes Stud spacing [R602.3.1, Table R602.3(5)]
Yes Interior load-bearing walls (R602.4)
Yes Interior nonbearing walls: 2″ × 3″ at 24″ o.c. or 2″ × 4″ flat at 16″ o.c. (R602.5), Single Top Plate
Yes Drilling and notching — studs (R602.6)
Yes Drilling and notching — top plate (R602.6.1)
Yes Headers [Tables R502.5(1), R502.5(2), R602.7.2 and Figure R602.7.2]
Yes Fireblocking (R602.8, R302.11)
Yes Cripple walls (R602.9)
Yes Wall bracing, braced wall lines, lengths, connections, support and joints (R602.10, R602.10.1, R602.10.3, R602.10.6 -R602.10.8)
Yes Bracing based on wind speed[Table R602.10.3(1 &2)]
N/A Bracing based on SDC [Table R602.10.3(3 &4)]
N/A Intermittent bracing methods (R602.10.4, Table R602.10.3)
Yes Continuous sheathing (R602.10.4, R602.10.5)
N/A Bracing for SDC C and D (R602.10.1.4.1, R602.10.1.5, R602.11)
N/A Wall bracing for stone and masonry veneer (R602.12)
STEELWALL FRAMING (R603)
N/A General (R603.1)
N/A Structural framing (R603.2)
N/A Material (R603.2.1)
N/A Identification (R603.2.2)
N/A Corrosion protection (R603.2.3)
N/A Fastening (R603.2.4)
N/A Wall construction (R603.3 - R603.5)
N/A Headers (R603.6)
N/A Studs, tracks and structural sheathing (R603.7 - R603.9)
SHEATHING (R604 and R605)
N/A Wood structural panels (R604)
N/A Particleboard (R605)

MASONRY CONSTRUCTION (R606 - R610)
N/A General design (R606)
N/A SDC C and D (R606.12)
N/A Unit masonry (R607)
N/A Multiple wythe masonry (R608)
N/A Grouted masonry (R609)
N/A Glass unit masonry (R610)
EXTERIOR CONCRETE WALL CONSTRUCTION (R611)
N/A Applicability (R611.2)
N/A Concrete wall systems (R611.3)
N/A Stay-in-place forms (R611.4)
N/A Materials, construction details (R611.5 - R611.10)
EXTERIOR WINDOWS & DOORS (R612)
Yes General; window sills; performance; testing and labeling (R612)
STRUCTURAL INSULATED PANEL WALL CONSTRUCTION (R613)
N/A Applicability (R613.2)
N/A Materials (R613.3)
N/A Wall panels, construction details (R613.4 -R613.10)
COVERING (Chapter 7)
INTERIOR WALL COVERING (R702)
N/A Plaster material (R702.2)
N/A Plaster support (R702.2.3)
Yes Gypsum board material (R702.3.1)
Yes Gypsum board support, application and fastening (R702.3.2 - R702.3.8)
Yes Ceramic tile (R702.4)
N/A Other finishes (R702.5 and R702.6)
EXTERIOR WALL COVERING (R703)
Tyvek Water-resistive barrier (R703.2)
N/A Wood siding (R703.3)
Yes Attachment and minimum thickness (Table R703.4)
N/A Wood shakes and shingles (R703.5)
N/A Exterior plaster (R703.6)
N/A Stone & masonry veneer (R703.7 & Figure R703.7); Steel angle lintels-4″ minimum bearing each end (R703.7.3)
N/A Veneer ties: #9 U.S. gage wire or #22 U.S. gage by 7/8″ corrugated metal; 24″ o.c. maximum horizontal spacing; 2.67 square feet maximum area supported (wind > 30 psf and SDC C or D, maximum area = 2 square feet) (R703.7.4.1)
Yes Flashing (R703.7.5 and R703.8)
N/A Exterior insulation and finish systems (R703.9)
Yes Fiber cement siding (R703.10)
Yes Vinyl siding (R703.11)
ROOF-CEILING CONSTRUCTION (Chapter 8)
GENERAL (R801)
N/A Design (R801.2 and R801.3)
N/A Component and cladding wind loads [Table R301.2(2)]
ROOF FRAMING (R802) Manufacturer's Truss Specifications (REFER TO THE TRUSS MANUFACTURE SHOP DWG)
N/A Fire-retardant-treated wood (R802.1.3) (see Wood trusses Shop dwg)
N/A Framing details (R802.3) (see Wood trusses Shop dwg)
N/A Rafter tie (R802.3.1) (see Wood trusses Shop dwg)
N/A Collar ties (4' o.c., in upper third of attic) (R802.3.1) (see Wood trusses Shop dwg)
N/A Purlins (2″ × 4″ at 4′ o.c. minimum) (Figure R802.5.1, R802.5.1) (see Wood trusses Shop dwg)
N/A Bearing (R802.6)(see Wood trusses Shop dwg)
YES Cutting and notching (R802.7)
Structural member shall not be cut bored or notched unless certified by registered design professional per section R802.10.4
YES Engineered wood products (R802.7.2)
Yes Lateral support and bridging (R802.8)
Trusses shall be braced to prevent rotation as indiacated by truss designer if not , the bracing shall comply with BCSI 1-03
YES Framing of openings (R802.9)
IF not exceed 4' may be a single member with same size of the joists
YES Wood trusses (R802.10)
YES Roof tie-down (R802.11) (see Wood trusses Shop dwg)

CEILING JOISTS [Tables R802.4(1), R802.4(2)]
THE STICK FRAME ROOF N/A (REFER TO THE TRUSS MANUFACTURE SHOP DWG)
~~N/A Without attic storage, LL = 10psf~~
~~N/A With attic storage LL = 20psf~~
~~N/A Spacing~~
~~N/A Species~~
~~N/A Grade~~
~~N/A Span~~
~~N/A Size~~

RAFTERS [Tables R802.5.1(1) - R802.5.1(8)]
THE STICK FRAME ROOF N/A (REFER TO THE TRUSS MANUFACTURE SHOP DWG)
~~N/A Ground snow load/LL = 20psf~~
~~N/A Controlling design (LL or snow)~~
~~N/A Ceiling not attached/ceiling attached~~
~~N/A Spacing~~
~~N/A Species~~
~~N/A Grade~~
~~N/A Span~~
~~N/A Size~~
~~N/A HC/HR; Adjustment factor~~
ROOF SHEATHING (R803.2)
Yes Grade
7/16" Thickness
N/A FRTW allowable stresses/grading
Yes Allowable spans [Table R503.2.1.1(1)]
Yes Installation (R803.2.3)
STEEL ROOF FRAMING (R804)
N/A General (R804.1)
N/A Structural framing (R804.2)
N/A Material (R804.2.1)
N/A Identification (R804.2.2)
N/A Corrosion protection (R804.2.3)
N/A Fastening (R804.2.4)
N/A Roof construction (R804.3)
N/A Roof tie-down (R804.3.9)
ROOF VENTILATION (R806)
Yes Ventilation requirements (R806.1 - R806.4)
ATTIC ACCESS (R807)
Yes Access requirements (807.1)

ROOF ASSEMBLIES (Chapter 9)
ROOF CLASSIFICATION (R902)
Yes Roof covering materials (R902.1)
WEATHER PROTECTION (R903)
Yes Flashing (R903.2)
Yes Coping (R903.3)
Yes Roof drainage (R903.4)
N/A Hail exposure (R903.5)
MATERIALS (R904)
Yes Compatibility; specifications; physical
Yes characteristics; identification (R904.2 -R904.4)
REQUIREMENTS FOR ROOF COVERINGS (R905)
Yes Asphalt shingles (R905.2)
N/A Clay and concrete tile (R905.3)
N/A Metal roof shingles (R905.4)
N/A Mineral-surfaced roll roofing (R905.5)
N/A Slate and slate-type shingles (R905.6)
N/A Wood shingles (R905.7)
N/A Wood shakes (R905.8)
N/A Built-up roofs (R905.9)
N/A Metal roof panels (R905.10)
N/A Modified bitumen roofing (R905.11)
N/A Thermoset single-ply roofing (R905.12)
N/A Thermoplastic single-ply roofing (R905.13)
N/A Sprayed polyurethane foam roofing (R905.14)
N/A Liquid-applied coatings (R905.15)
ROOF INSULATION (R906)
N/A General (R906.1)
REROOFING (R907)
N/A Materials and methods (R907.1)
N/A Structural support (R907.2)
N/A Recover vs replace (R907.3)

CHIMNEYS AND FIREPLACES (Chapter 10)
MASONRY FIREPLACES (R1001)
N/A Construction (Figure R1001.1 and Table R1001.1)
N/A SDC D reinforcing/anchorage (R1001.3 and R1001.4)
N/A Firebox walls and dimensions (R1001.5 and R1001.6)
Yes Steel fireplace units (R1001.5.1)
N/A Lintel (noncombustible) (R1001.7)
N/A Hearth extension material (R1001.9)
N/A Hearth extension (R1001.10)
N/A Fireplace clearance (R1001.11)
N/A Fireblocking (R1001.12)
MASONRY CHIMNEYS (R1003)
N/A Construction (Table R1001.1, R1003.2, R1003.3, and Figure R1001.1)
N/A Corbeling (R1003.5)
N/A Changes in dimension (R1003.6)
N/A Additional load (R1003.8)
N/A Termination (R1003.9)
N/A Spark arrestors (R1003.9.1)
N/A Wall thickness; ≥ 4″ (R1003.10)
N/A Flue lining - material/installation (R1003.11and R1003.12)
N/A Multiple flues (R1003.13)
N/A Flue area (appliance) (R1003.14)
N/A Flue area (masonry fireplace) (R1003.15)
N/A Inlet (R1003.16)
N/A Cleanout opening (R1003.17)
N/A Chimney clearance (R1003.18)
N/A Fireblocking (R1003.19)
N/A Chimney crickets (R1003.20)
FACTORY-BUILT FIREPLACES (R1004)
Yes Listed and labeled (R1004.1) Direct Vent Gas
N/A Hearth Extensions (R1004.2)
FACTORY-BUILT CHIMNEYS (R1005)
N/A Listed and labeled (R1005.1)
N/A Installation (R1005.3 and R1005.4)
EXTERIOR AIR SUPPLY (R1006)
Yes Intake size (R1006.2, R1006.4)

ENERGY EFFICIENCY* (Chapter 11)
Compliance (N1101.2(1)
International Energy Conservation Code
REScheck Submitted with plan &
Independent Energy Rater Evaluation
Inspection & Testing during build
Climate zone (Table N1101.2)

1325 W 85th Street
INSTALLED MATERIAL QUANTITES (No Waste Included)

Wall Sheathing (7/16" OSB) House	2695	sq ft
Wall Sheathing (7/16" OSB) Garage	712	sq ft
Floor Sheathing (3/4" OSB)	2014	sq ft
Interior Drywall 1/2" (1st & 2nd Floor)	5407	sq ft
Interior Drywall 1/2" (Garage)	580	sq ft
Ceiling Drywall 5/8" (1st & 2nd Floor)	1880	sq ft
Ceiling Drywall 5/8" (Garage)	374	sq ft
Roofing Area (Shingles/Sheathing) (House)	1844	sq ft
Roofing Area (Shingles/Sheathing) (Garage)	542	sq ft
Roof Ridge Cap Length (House)	69	ft
Roof Ridge Cap Length (Garage)	22	ft
Gutter – House	154	ft
Gutter – Garage	44	ft
Vinyl Lap Siding Area (House)	2864	sq ft
Vinyl Lap Siding Area (Garage)	711	sq ft
Soffit (Eves & Gables) (House)	228	sq ft
Soffit (Porch Ceiling)	194	sq ft
Soffit (Eves & Gables) (Garage)	90	sq ft
R-21 Wall & Rim Insulation	2222	sq ft
R-49 Blow-In	1050	sq ft
Basement Slab	962	sq ft
Garage Slab	371	sq ft
1st Floor Base Trim	168	ft
1st Floor Door Casing	228	ft
2nd Floor Base Trim	325	ft
2nd Floor Door Casing	380	ft
Flooring Area by Room		
1st Floor		
Kitchen/Eating (including cabinet areas)	240	sq ft
Dining	166	sq ft
Living	318	sq ft
Office	60	sq ft
Closet	6	sq ft
Pantry	6	sq ft
Powder	31	sq ft
Landing	28	sq ft
Entry	42	sq ft
2nd Floor		
Master Bedroom	296	sq ft
Master Bath (Includes Cabinet & Fixture Areas)	67	sq ft
Master Bath Linen	3	sq ft
Master Closet A	53	sq ft
Master Closet B	38	sq ft
Bedroom 2	138	sq ft
Closet 2	17	sq ft
Bedroom 3	119	sq ft
Closet 3	20	sq ft
Bath (Includes Cabinet & Fixture Areas)	41	sq ft
Laundry	13	sq ft
Hall	72	sq ft
Lin	3	sq ft

Metro Manor - 3 Bedroom Plan
Compliance Notes 2

Platt Residence
1477 Lakewood Ave
Lakewood,OH 44107

B. R. Knez Construction, Inc.
7555 Fredle Drive Suite 210
Concord Township, OH 44077
(440) 710-7711 Fax: 639-6485

DATE	REVISED	DRAWING SIZE 11 x 17
4/14/2025		SHEET
DRAWN	REVISION	3

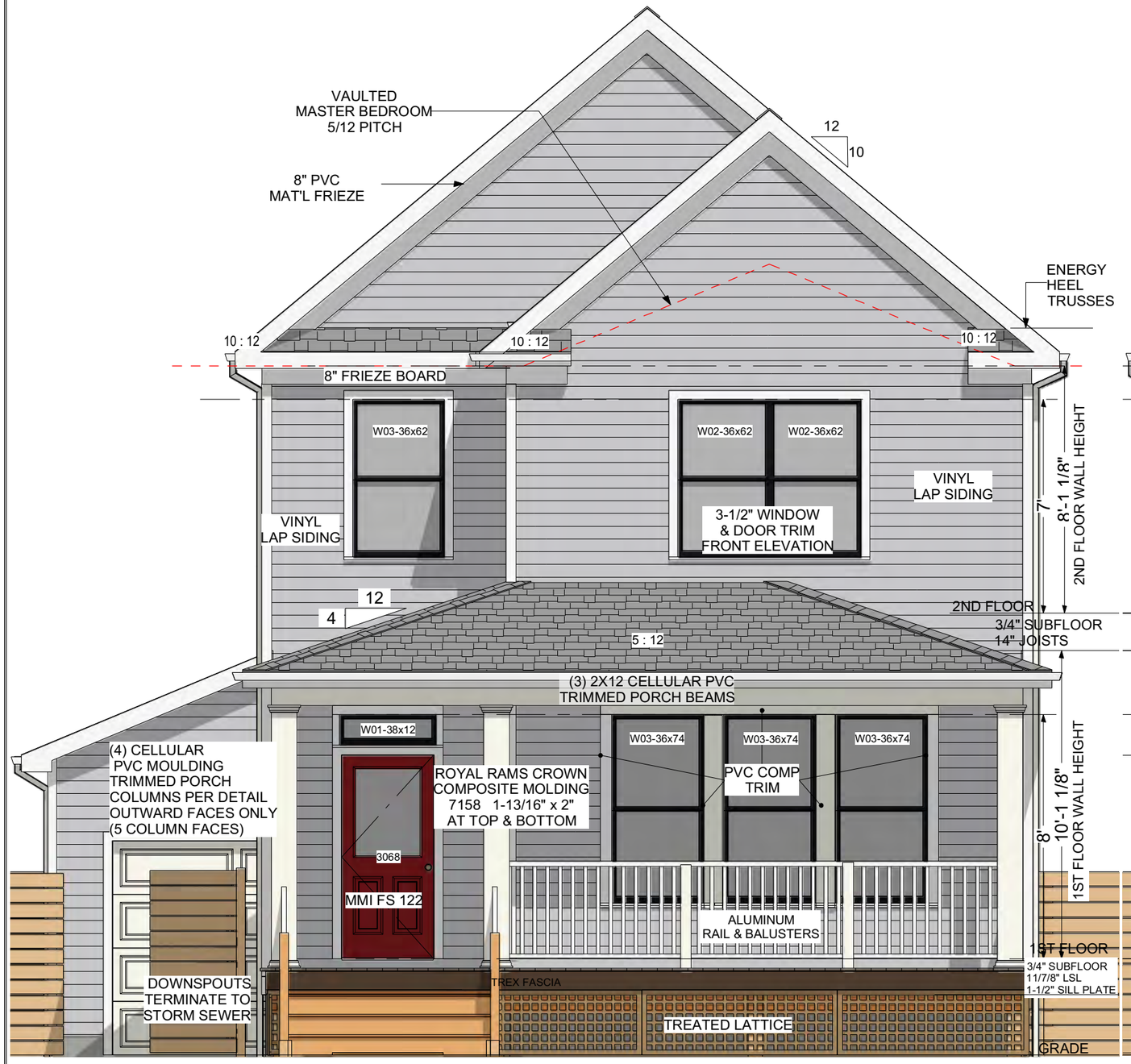

NOTE: FENCE NOT INCLUDED IN SCOPE OF PROJECT

Metro Manor - 3 Bedroom Plan

Front & Rear Elevations

Platt Residence
1477 Lakewood Ave
Lakewood,OH 44107

B. R. Knez Construction, Inc.
7555 Fredle Drive Suite 210
Concord Township, OH 44077
(440) 710-7711 Fax: 639-6485

DATE	REVISED	DRAWING SIZE
4/14/2025		11 x 17
DRAWN	REVISION	SHEET
		4

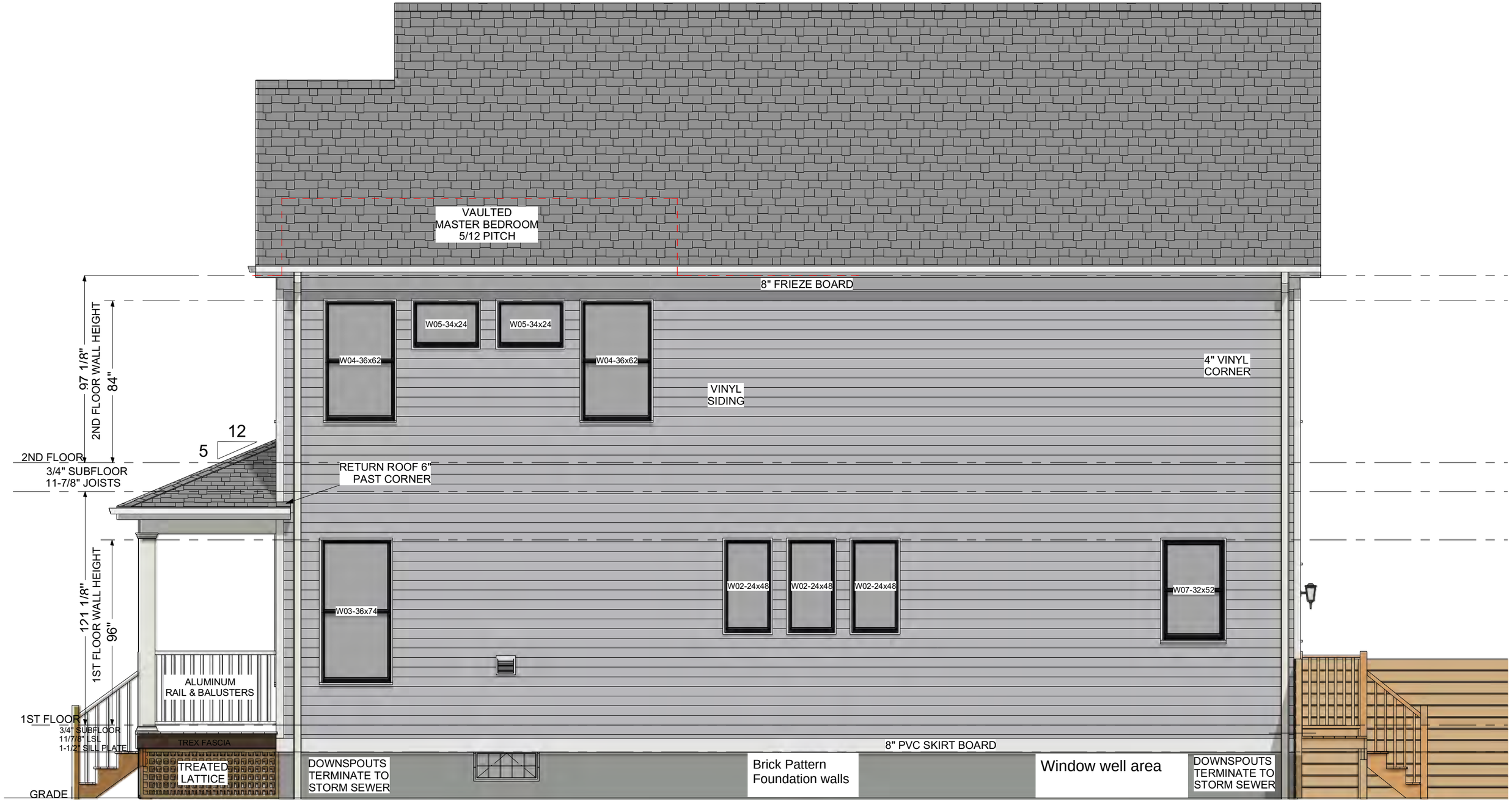

NOTE: FENCE NOT INCLUDED IN SCOPE OF PROJECT

Metro Manor - 3 Bedroom Plan

Right Elevation

Platt Residence
1477 Lakewood Ave
Lakewood,OH 44107

B. R. Knez Construction, Inc.
7555 Fredle Drive Suite 210
Concord Township, OH 44077
(440) 710-7711 Fax: 639-6485

DATE	REVISED	DRAWING SIZE 11 x 17
4/14/2025		SHEET
DRAWN	REVISION	5

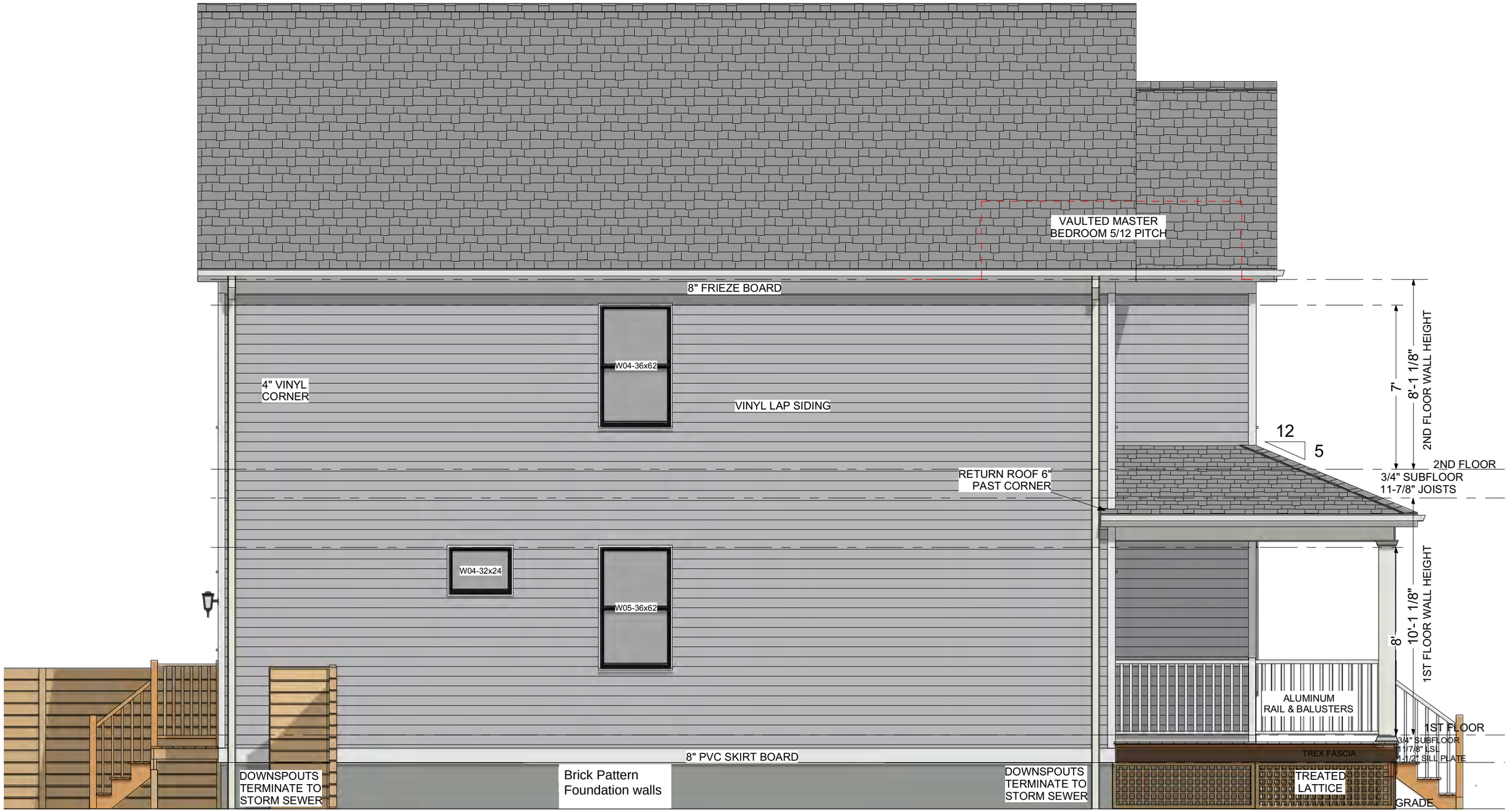

NOTE: FENCE NOT INCLUDED IN SCOPE OF PROJECT

Metro Manor - 3 Bedroom Plan

Left Elevation

Platt Residence
1477 Lakewood Ave
Lakewood,OH 44107

B. R. Knez Construction, Inc.
7555 Fredle Drive Suite 210
Concord Township, OH 44077
(440) 710-7711 Fax: 639-6485

DATE	REVISED	DRAWING SIZE 11 x 17
4/14/2025		SHEET
DRAWN	REVISION	6

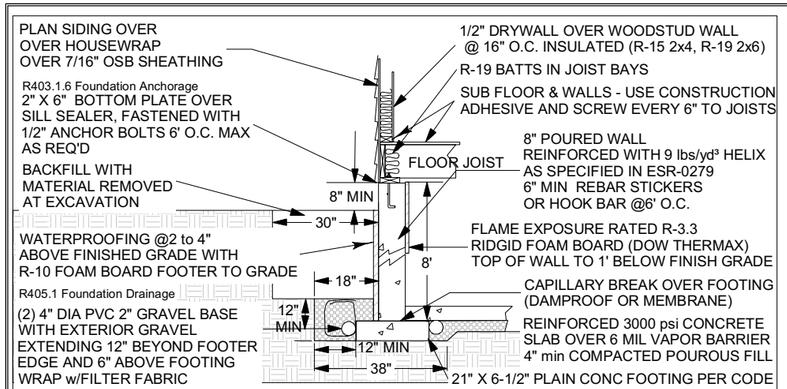

DETAIL E: 8" BASEMENT/EXTERIOR WALL DETAIL - 21" FOOTER

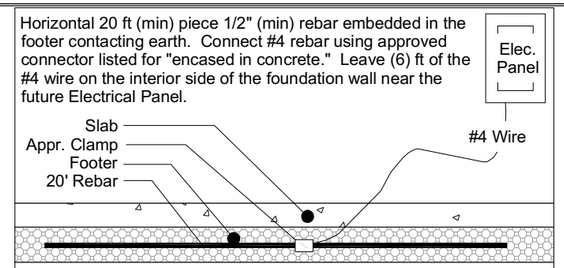

GROUNDING REQUIREMENT - CONCRETE ENCASED ELECTRODE

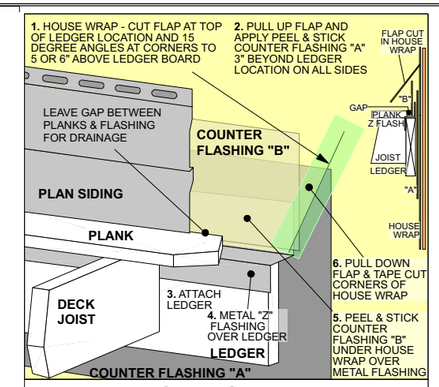

FLASHING DETAIL

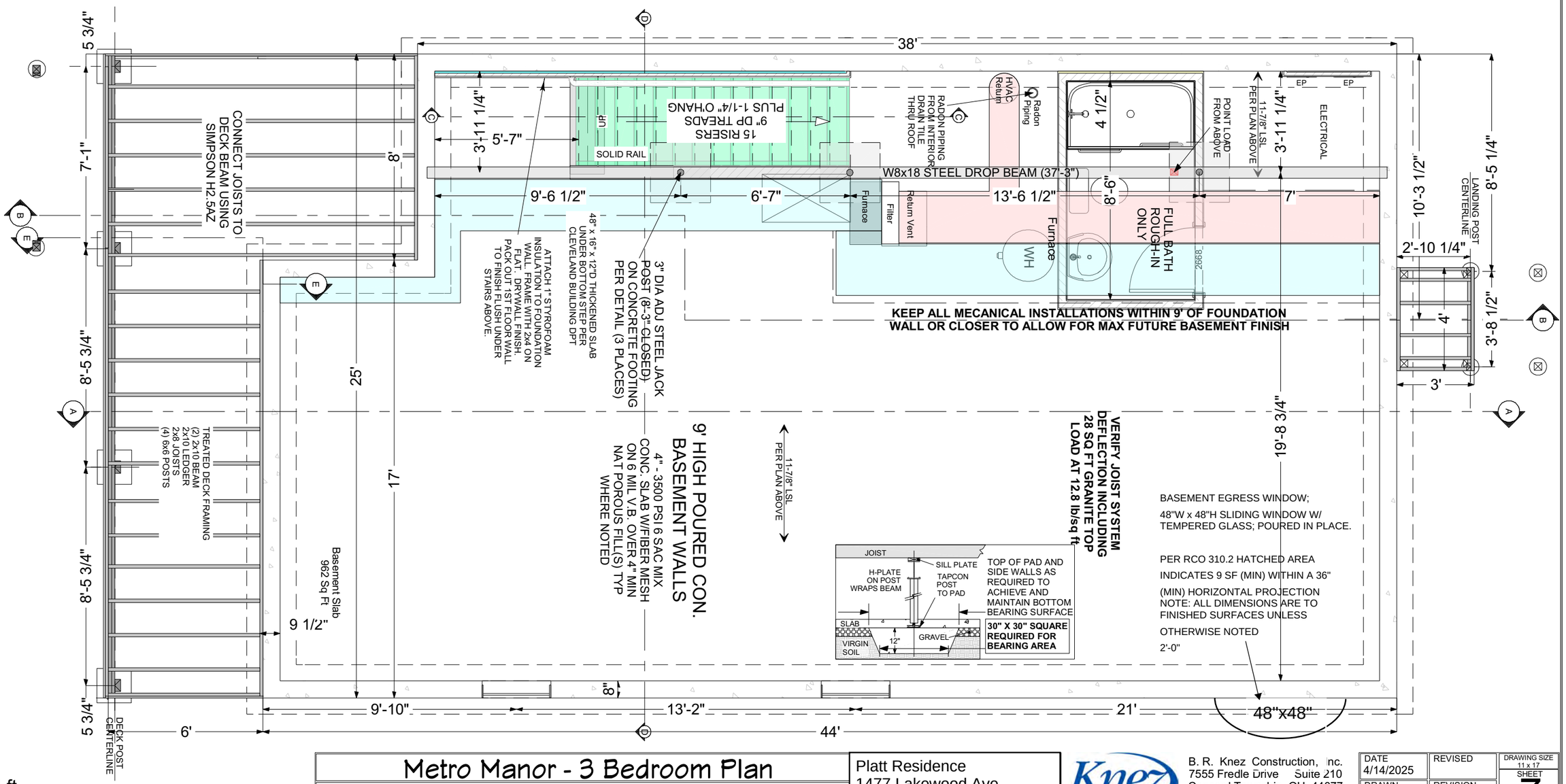

Scale: 1/4 inch = 1 ft

Metro Manor - 3 Bedroom Plan

Foundation Plan

Platt Residence
1477 Lakewood Ave
Lakewood,OH 44107

B. R. Knez Construction, Inc.
7555 Fredle Drive Suite 210
Concord Township, OH 44077
(440) 710-7711 Fax: 639-6485

DATE	REVISED	DRAWING SIZE 11 x 17
4/14/2025		SHEET 7
DRAWN	REVISION	

1ST FLOOR WINDOW SCHEDULE, BLACK EXT W/WHITE INT					
LABEL	QTY	W	H	AFF	COMMENTS
W01-38X12	2	38 "	12 "	96"	
W02-24X48	3	24 "	48 "	96"	FIXED
W03-36X74	5	36 "	74 "	96"	
W04-32X24	1	32 "	24 "	96"	FIXED
W05-36X62	1	36 "	62 "	96"	
W06-36X52	1	36 "	52 "	96"	
W07-32X52	1	32 "	52 "	96"	

All Windows LoE/Argon Filled. All Windows to have Integral J-Channel
except for stone veneer and window wrap areas.
Window Manufacturer, Color, Jamb Treatment and other descriptions are found
on the Specification Sheet. Mull Units and Insert Grids as shown in Elevation Views.
Windows shall comply with R612
Safety Glazing within 18" of floor, 24" of any door edge, within 60" of tub or shower
floor, 60" of Stair Landing, or greater in size than 9 sq ft.

1ST FLOOR DOOR SCHEDULE							
NO.	LABEL	QTY	W	H			COMMENTS
D01	2468	1	28 "	80 "	R	OUT	
D02	2468	1	28 "	80 "	L	OUT	
D03	2868	1	32 "	80 "	R	IN	
D04	2868	1	32 "	80 "	L	OUT	
D05	3068	1	36 "	80 "	R	IN	
D06	3068	1	36 "	80 "	L	IN	
D07	3068	1	36 "	80 "	L	IN	FROSTED GLASS

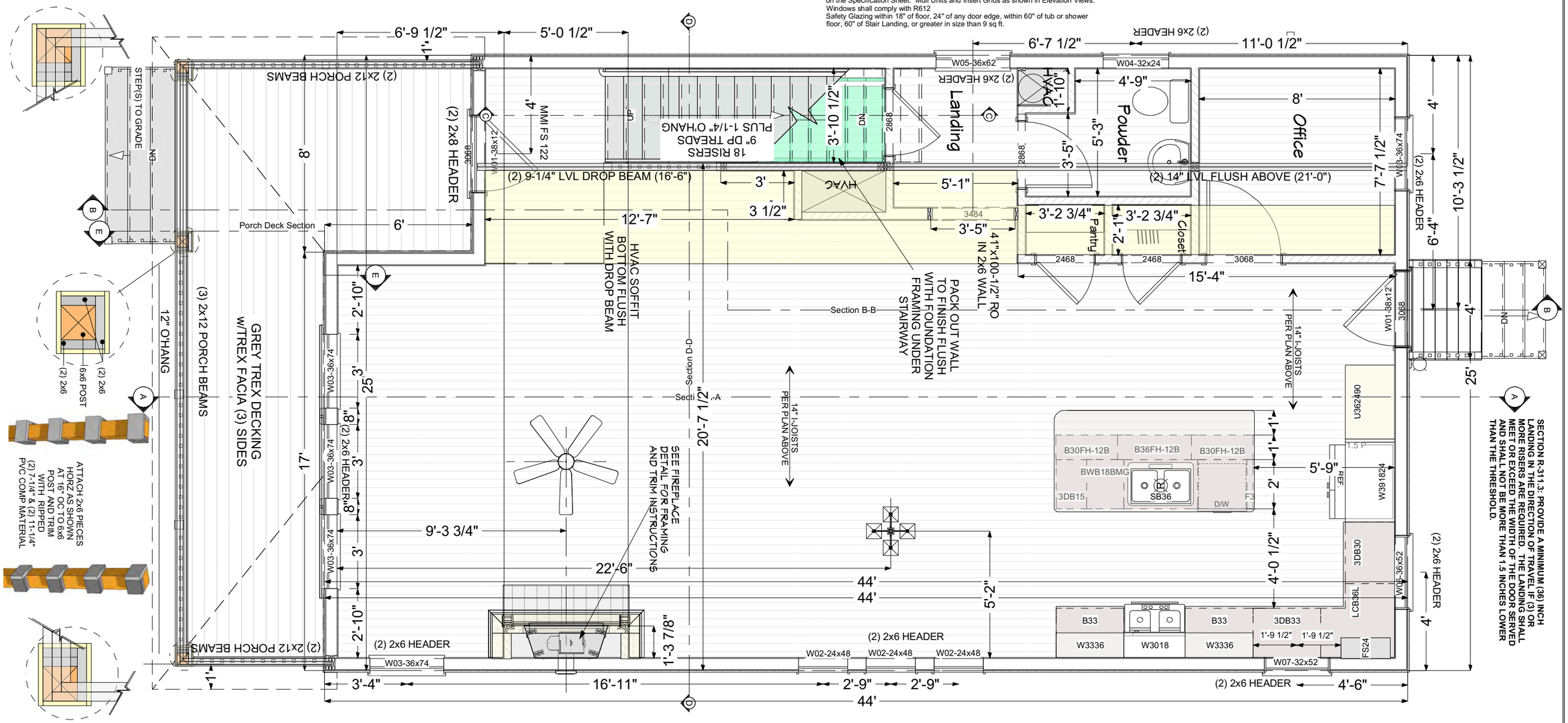

Scale: 1/4 inch = 1 ft

Metro Manor - 3 Bedroom Plan

Main Level

Platt Residence
1477 Lakewood Ave
Lakewood,OH 44107

B. R. Knez Construction, Inc.
7555 Fredle Drive Suite 210
Concord Township, OH 44077
(440) 710-7711 Fax: 639-6485

DATE	REVISED	DRAWING SIZE 11 x 17
4/14/2025		SHEET
DRAWN	REVISION	8

2ND FLOOR WINDOW SCHEDULE, BLACK EXT W/WHITE INT					
LABEL	QTY	W	H	AFF	COMMENTS
W02-36X62	2	36 "	62 "	84"	FLAT CASE, MULL
W03-36X62	1	36 "	62 "	84"	FLAT CASE
W04-36X62	5	36 "	62 "	84"	
W05-34X24	2	34 "	24 "	84"	FIXED

All Windows LoE/Argon Filled. All Windows to have Integral J-Channel
except for stone veneer and window wrap areas.
Window Manufacturer, Color, Jamb Treatment and other descriptions are found
on the Specification Sheet. Mull Units and Insert Grids as shown in Elevation Views.
Windows shall comply with R612
Safety Glazing within 18" of floor, 24" of any door edge, within 60" of tub or shower
floor, 60" of Stair Landing, or greater in size than 9 sq ft.

1ST FLOOR DOOR SCHEDULE							
NO.	LABEL	QTY	W	H	_	__	COMMENTS
D01	D01-2068	1	24 "	80 "	R	OUT	
D02	2468	1	28 "	80 "	L	OUT	
D03	2468	1	28 "	80 "	R	OUT	
D04	D04-2468	1	28 "	80 "	R	IN	
D05	D05-2668	1	30 "	80 "	L	OUT	
D06	D06-2868	1	32 "	80 "	R	OUT	
D07	D07-2868	1	32 "	80 "	R	IN	
D08	D08-3468	1	40 "	80 "	L/R	IN	
D09	D09- 2668	1	48 "	80 "	L/R	OUT	
D10	D10-4868	1	56 "	80 "	L/R	OUT	
D11	D11-5468	1	64 "	80 "	L/R	OUT	

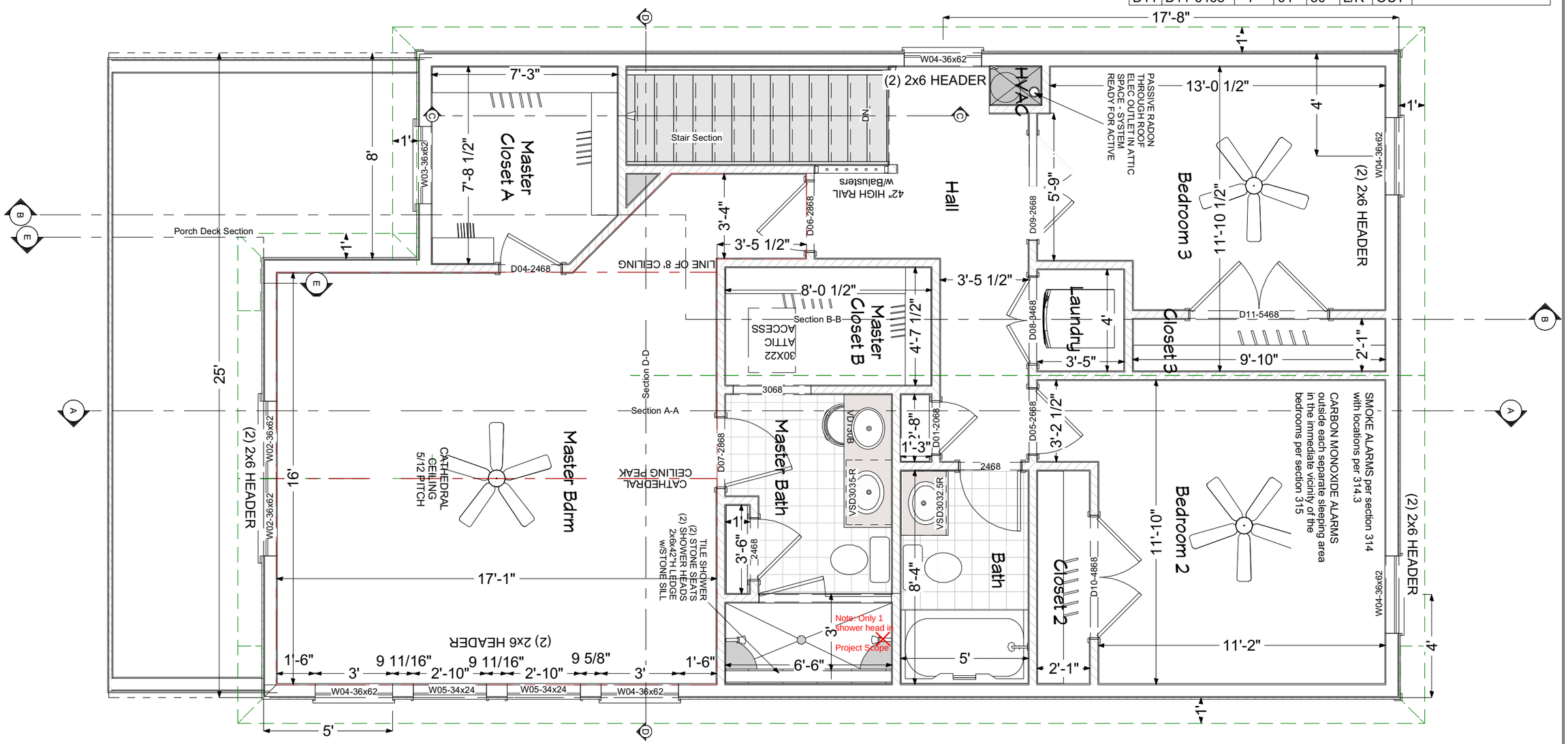

Scale: 1/4 inch = 1 ft

Metro Manor - 3 Bedroom Plan

Upper Level

Platt Residence
1477 Lakewood Ave
Lakewood,OH 44107

Knez
B. R. Knez Construction, Inc.
7555 Fredle Drive Suite 210
Concord Township, OH 44077
(440) 710-7711 Fax: 639-6485

DATE	REVISED	DRAWING SIZE 11 x 17
4/14/2025		SHEET
DRAWN	REVISION	9

NOTES:
GUARDRAILS REQUIRED FOR (3) OR MORE RISERS
ALL MATERIALS TREATED OR EXTERIOR PRODUCTS
ALL CONNECTORS AND FASTENERS SUITABLE TO RESIST CORROSIVE REACTIONS
TREADS 9" MIN DEPTH WITH 3/4" TO 1-1/4" O'HANG
8-1/4" MAX RISER, RISERS MUST BE CLOSED

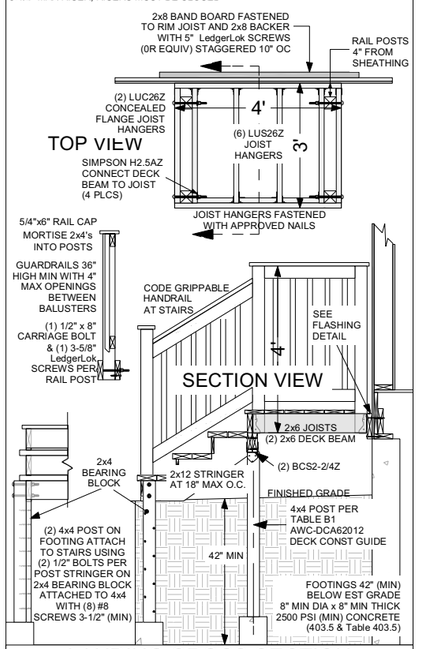

LANDING CROSS SECTION

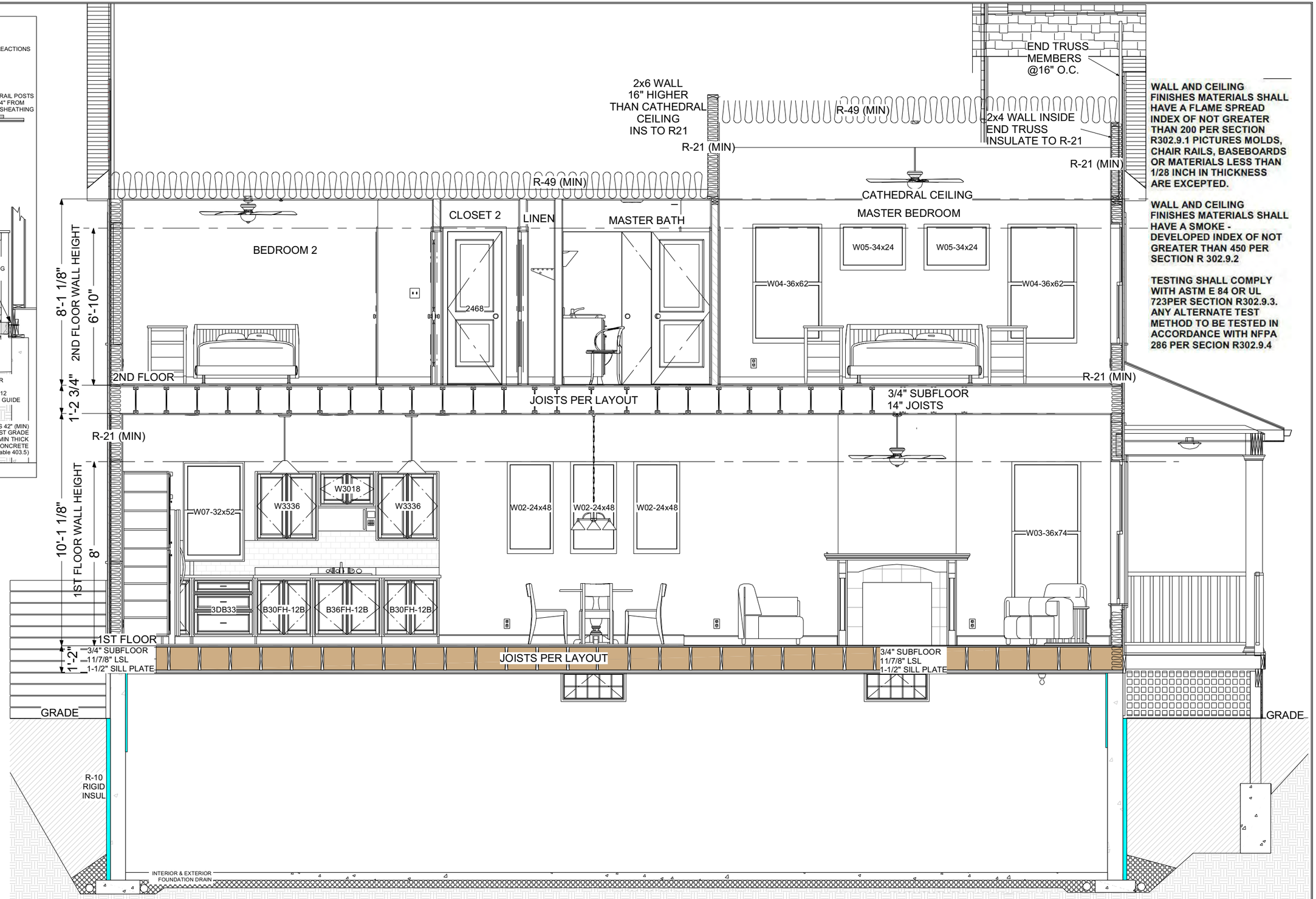

CROSS SECTION A-A

WALL AND CEILING FINISHES MATERIALS SHALL HAVE A FLAME SPREAD INDEX OF NOT GREATER THAN 200 PER SECTION R302.9.1 PICTURES MOLDS, CHAIR RAILS, BASEBOARDS OR MATERIALS LESS THAN 1/28 INCH IN THICKNESS ARE EXCEPTED.

WALL AND CEILING FINISHES MATERIALS SHALL HAVE A SMOKE - DEVELOPED INDEX OF NOT GREATER THAN 450 PER SECTION R 302.9.2

TESTING SHALL COMPLY WITH ASTM E 84 OR UL 723PER SECTION R302.9.3. ANY ALTERNATE TEST METHOD TO BE TESTED IN ACCORDANCE WITH NFPA 286 PER SECION R302.9.4

Scale: 1/4 inch = 1 ft

Metro Manor - 3 Bedroom Plan
Section A-A & Landing Detail

Platt Residence
1477 Lakewood Ave
Lakewood,OH 44107

Knez
B. R. Knez Construction, Inc.
7555 Fredle Drive Suite 210
Concord Township, OH 44077
(440) 710-7711 Fax: 639-6485

DATE	REVISED	DRAWING SIZE 11 x 17
4/14/2025		SHEET
DRAWN	REVISION	10

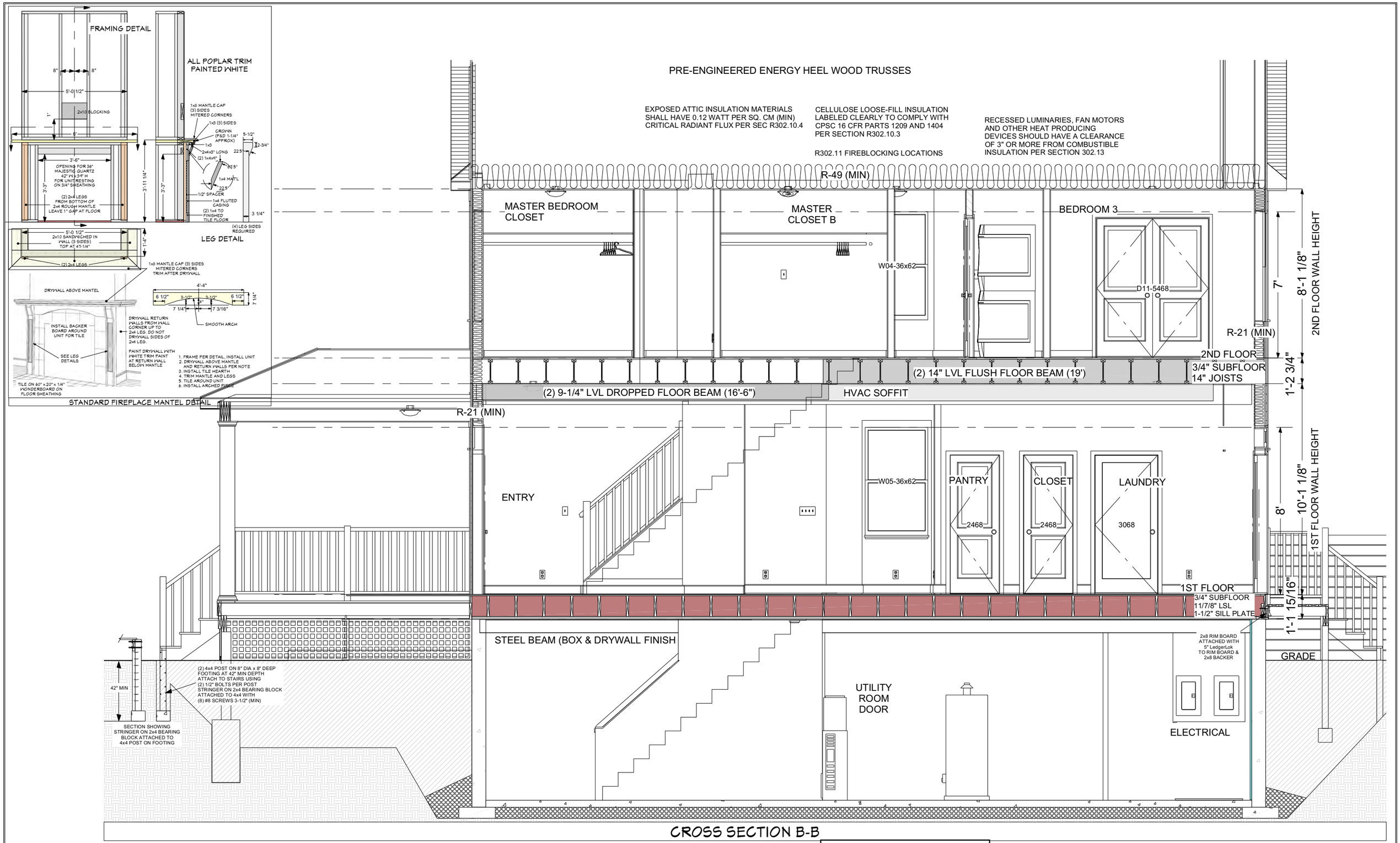

Scale: 1/4 inch = 1 ft

Metro Manor - 3 Bedroom Plan

Section B-B, Fireplace Detail

Platt Residence
1477 Lakewood Ave
Lakewood,OH 44107

Knez
B. R. Knez Construction, Inc.
7555 Fredle Drive Suite 210
Concord Township, OH 44077
(440) 710-7711 Fax: 639-6485

DATE	REVISED	DRAWING SIZE 11 x 17
4/14/2025		SHEET
DRAWN	REVISION	11

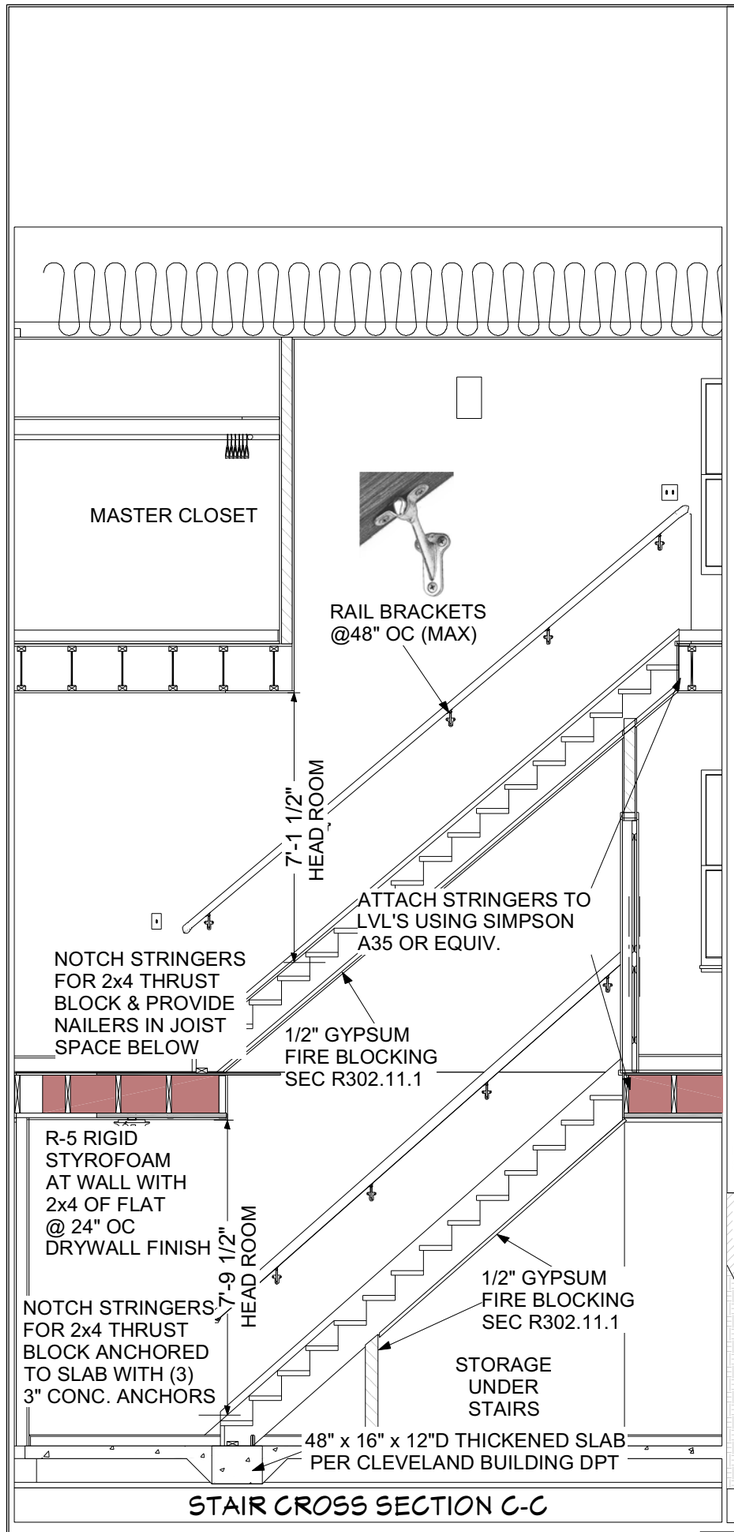

STAIR CROSS SECTION C-C

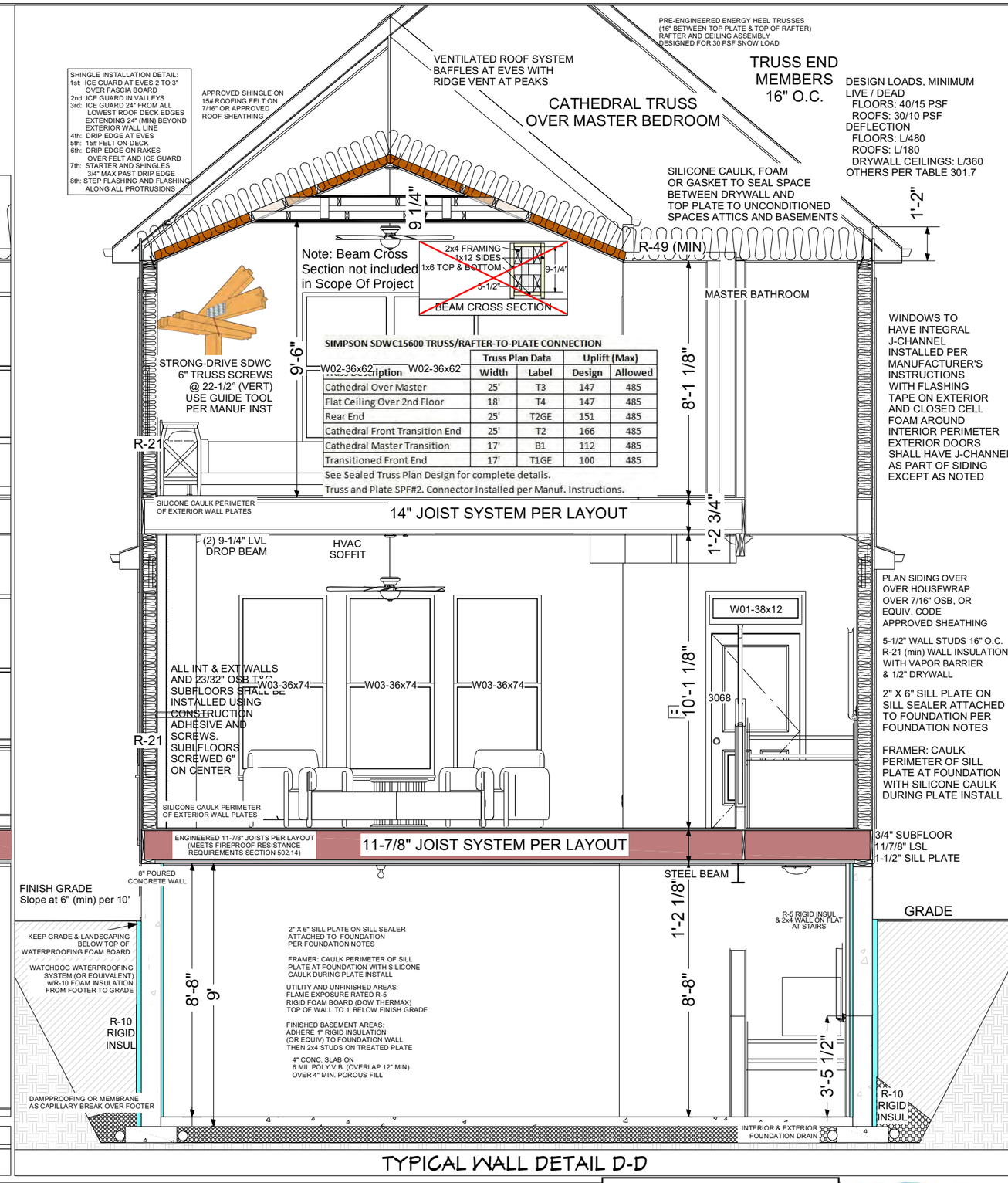

TYPICAL WALL DETAIL D-D

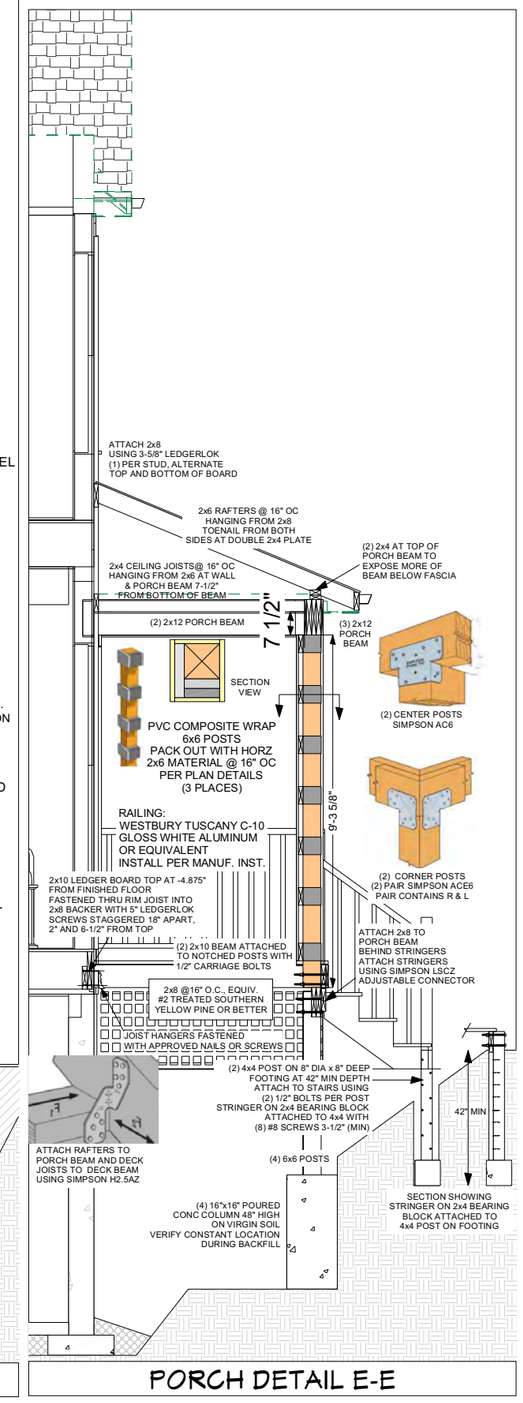

PORCH DETAIL E-E

Scale: 1/4 inch = 1 ft

Metro Manor - 3 Bedroom Plan

Stair, Section D-D Wall & Porch Detail

Platt Residence
1477 Lakewood Ave
Lakewood,OH 44107

B. R. Knez Construction, Inc.
7555 Fredle Drive Suite 210
Concord Township, OH 44077
(440) 710-7711 Fax: 639-6485

DATE	REVISED	DRAWING SIZE 11 x 17
4/14/2025		SHEET
DRAWN	REVISION	12

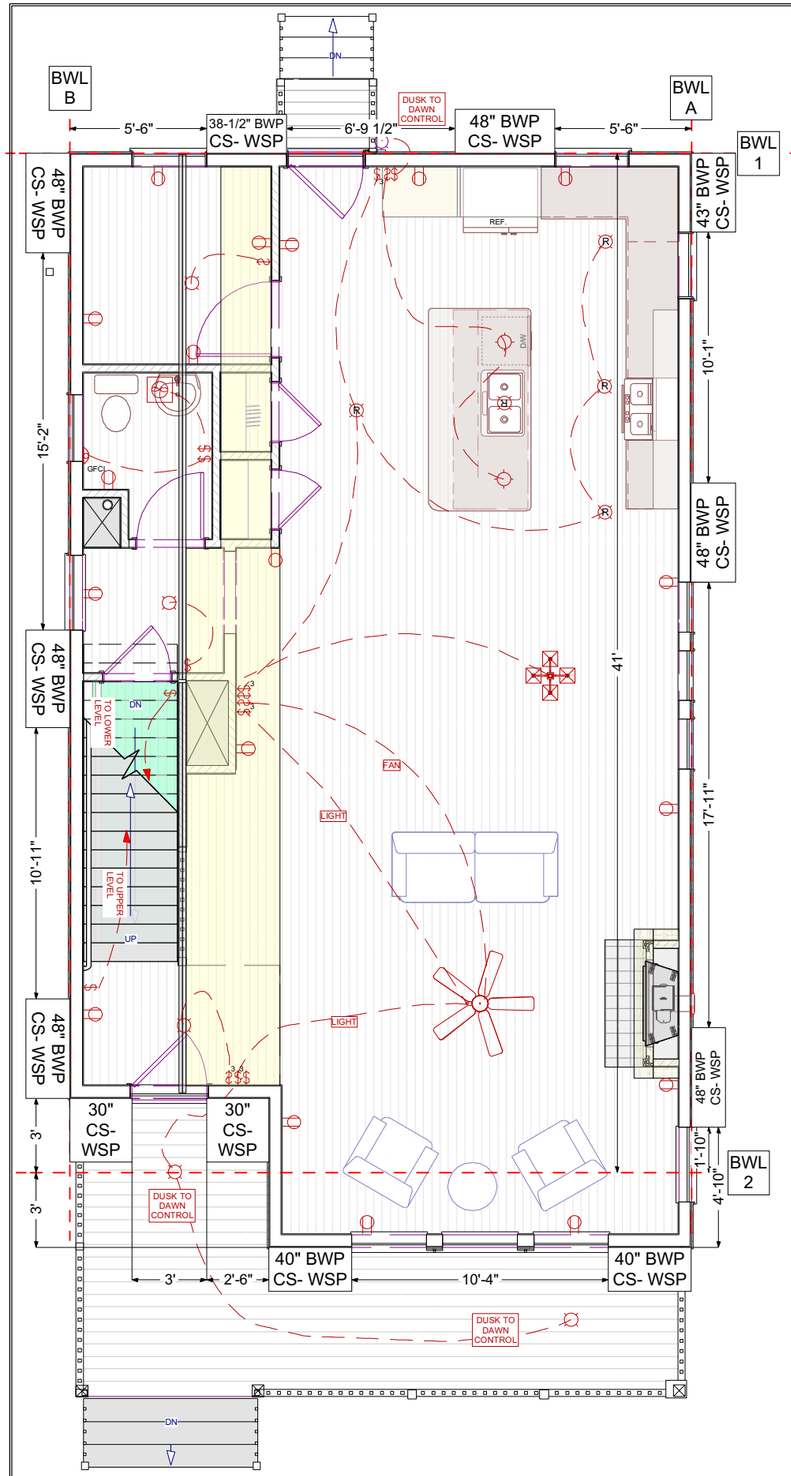

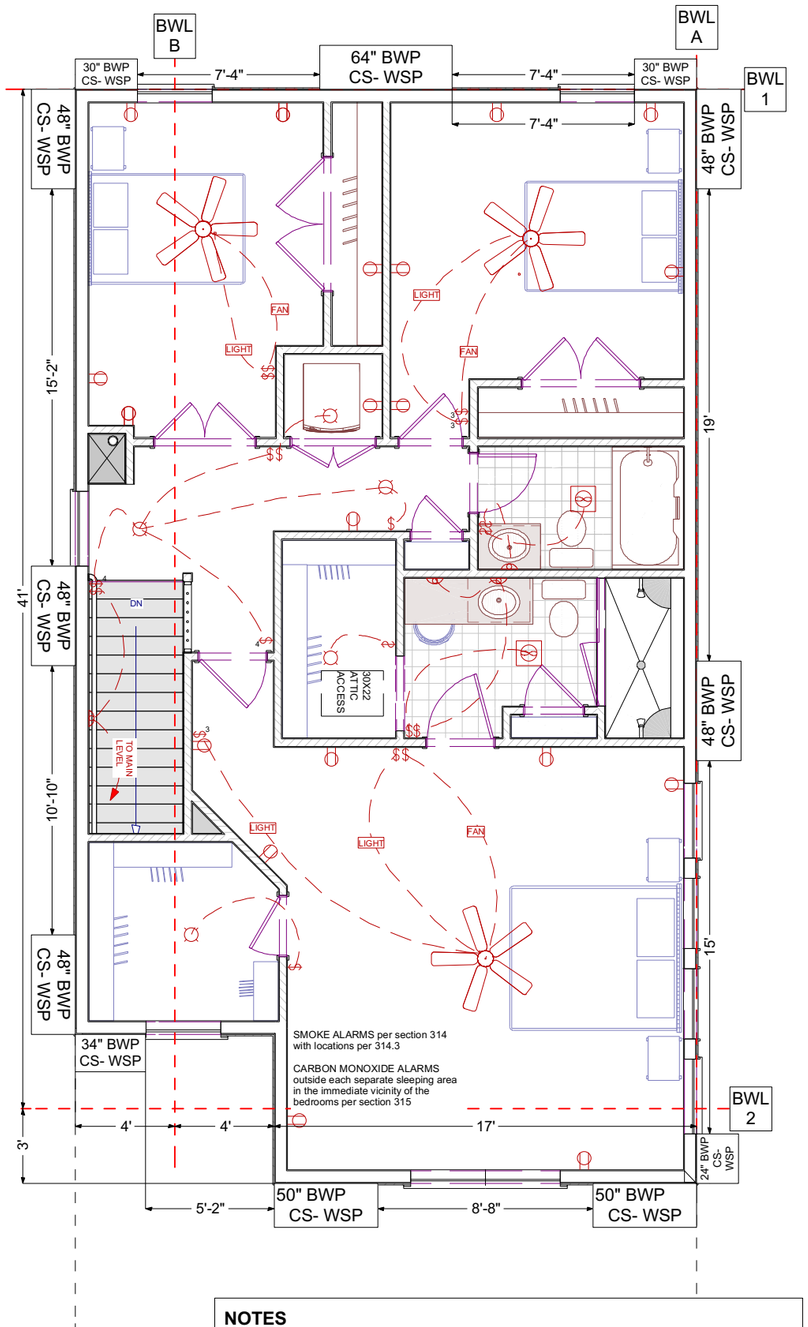

BRACED WALL LINE NOTES

2019 OHIO RESIDENTIAL CODE 602.10

1. MAX BRACED WALL LINE SPACING = 60'
2. MAX BRACED WALL LINE OFFSET = 4'
3. BRACED WALL PANELS TO BEGIN 10'-0" MAX FROM BRACED WALL LINES
4. 20'-0" MAX BETWEEN BRACED WALL PANELS
5. 16'-0" OR LESS BRACED WALL LINES REQUIRE MIN. (2) BRACED PANELS EQUALLING 48" MIN
6. 16-0" OR GREATER BRACED WALL LINES REQUIRE MIN. (2) BRACED WALL PANELS PER TABLE 602.10.3(1 & 2)
7. BRACED WALL PANEL FASTENERS REFERENCE TABLE 602.3.1 OF THE 2019 RESIDENTIAL CODE OF OHIO
8. BRACED WALL PANEL MIN. LENGTHS REFERENCE TABLE 602.10.5 OF THE 2019 RESIDENTIAL CODE OF OHIO
9. MASONRY STEM WALL SUPPORT FOR GARAGE WALLS REFERENCE 602.10.9 OF THE 2019 RESIDENTIAL CODE OF OHIO

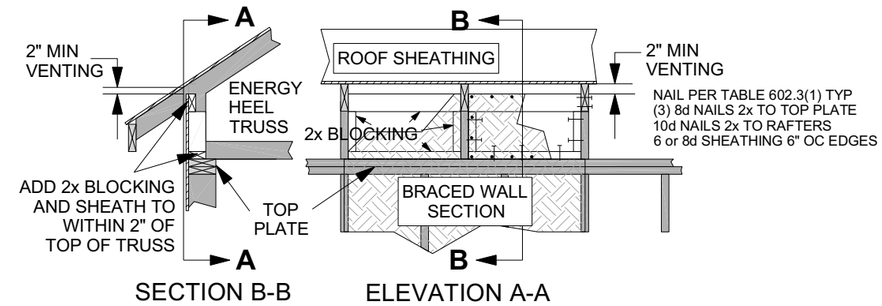

FIGURE 602.10.8.2(3)
BRACED WALL PANEL CONNECTION OPTION TO PERPENDICULAR ROOF TRUSSES

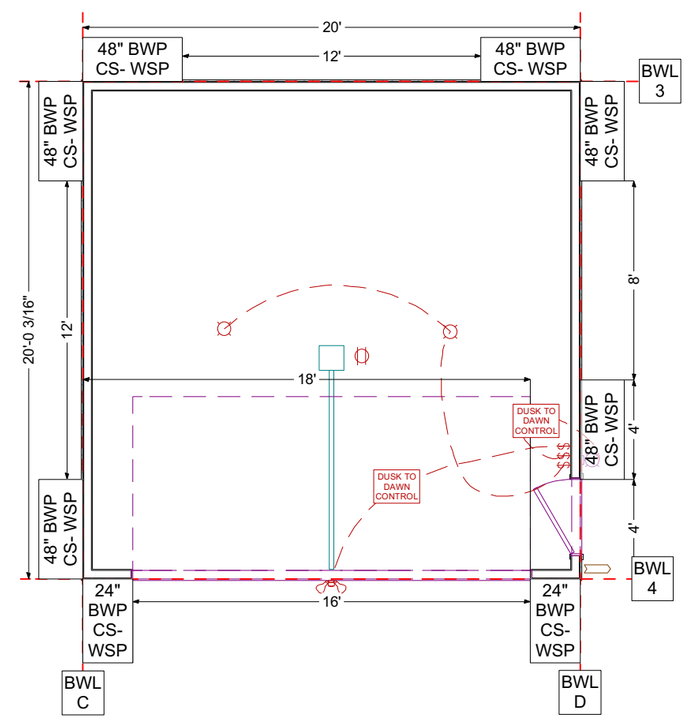

NOTES

ADDITIONAL ELECTRICAL UPGRADES AND CHANGES BASED UPON CUSTOMER SPECIFICATION SHEET AND PENDING CUSTOMER ELECTRICAL WALK-THROUGH PRIOR TO START OF ELECTRICAL INSTALLATIONS. ALL FINAL INSTALLATIONS, INCLUDING ARC FAULT RECEPTACLE PROTECTION, PER NATIONAL ELECTRICAL CODE.

Metro Manor - 3 Bedroom Plan

House/Garage Braced Wall & Electrical Plan

Platt Residence
1477 Lakewood Ave
Lakewood,OH 44107

B. R. Knez Construction, Inc.
7555 Fredle Drive Suite 210
Concord Township, OH 44077
(440) 710-7711 Fax: 639-6485

DATE	REVISED	DRAWING SIZE 11 x 17
4/14/2025		SHEET
DRAWN	REVISION	13

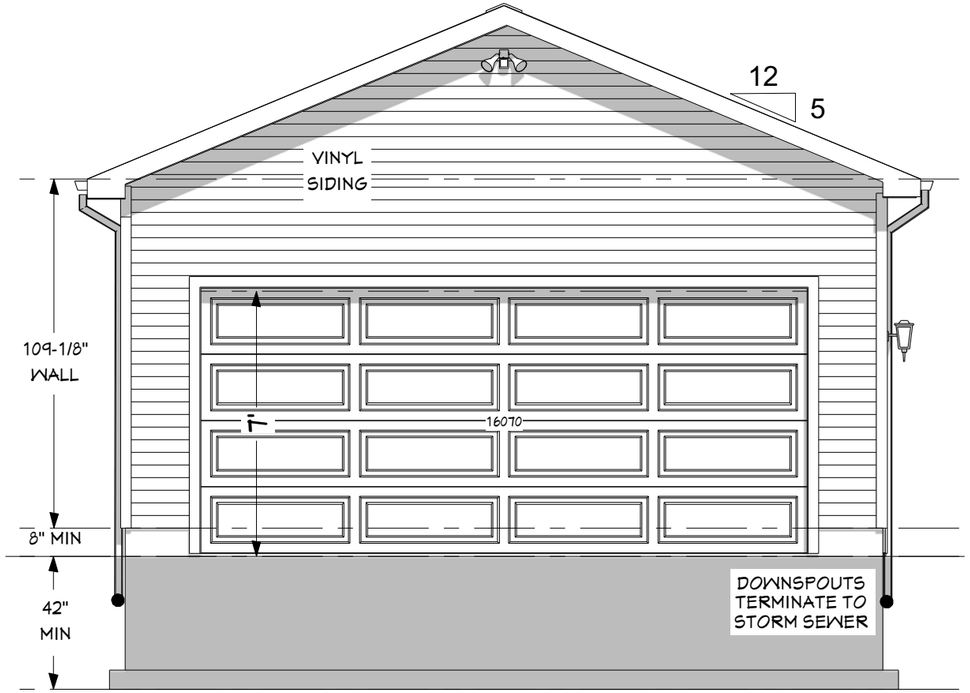

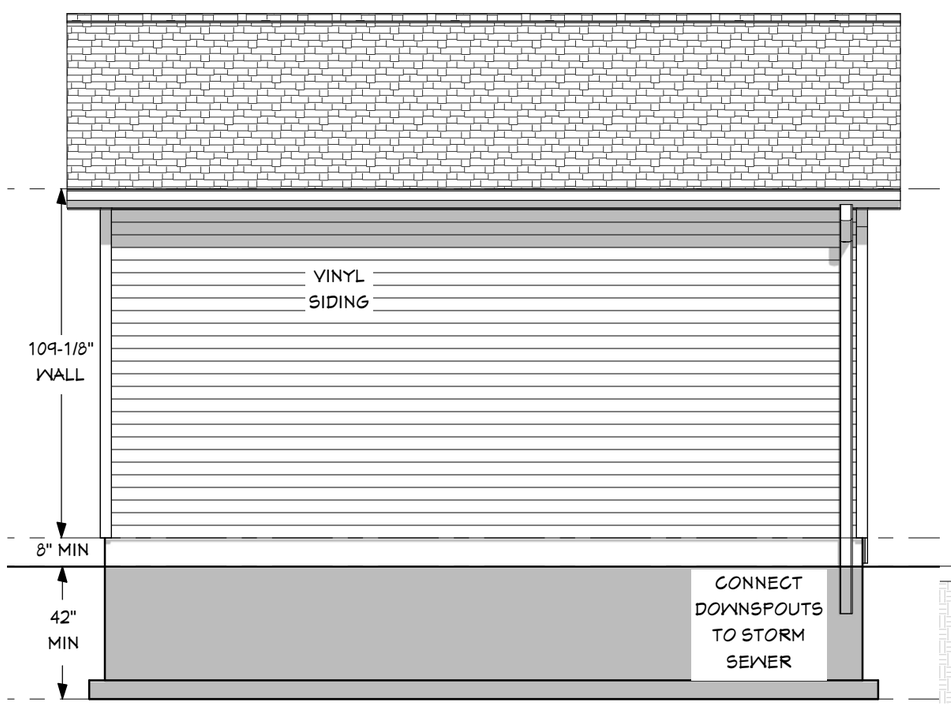

SHINGLE INSTALLATION DETAIL:
1st: ICE GUARD AT EVES 2 TO 3" OVER FASCIA BOARD
2nd: ICE GUARD IN VALLEYS
3rd: ICE GUARD 18" UP ANY ROOF DECK PROTRUSION
4th: DRIP EDGE AT EVES
5th: 15# FELT ON DECK
6th: DRIP EDGE ON RAKES OVER FELT AND ICE GUARD
7th: STARTER AND SHINGLES 3/4" MAX PAST DRIP EDGE
8th: STEP FLASHING AND FLASHING ALONG ALL PROTRUSIONS

30 YEAR DIMENSIONAL SHINGLE ON 15# ROOFING FELT ON 7/6" OR APPROVED ROOF SHEATHING

VENTILATED ROOF SYSTEM VENTED EVE SOFFITS & RIDGE VENT AT PEAKS

PRE-ENGINEERED TRUSSES DESIGNED FOR 30 PSF SNOW LO

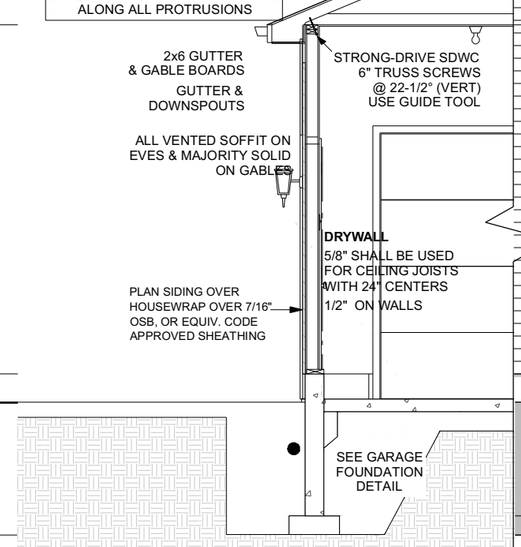

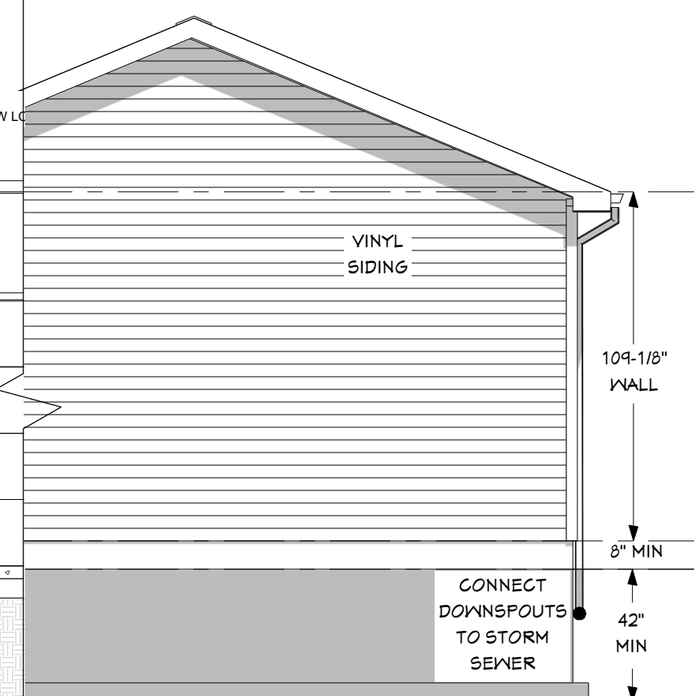

Scale: 1/4 inch = 1 ft

Metro Manor - 3 Bedroom Plan

Detached Garage Elevations

Platt Residence
1477 Lakewood Ave
Lakewood,OH 44107

B. R. Knez Construction, Inc.
7555 Fredle Drive Suite 210
Concord Township, OH 44077
(440) 710-7711 Fax: 639-6485

DATE	REVISED	DRAWING SIZE 11 x 17
4/14/2025		SHEET
DRAWN	REVISION	14

Scale: 1/4 inch = 1 ft

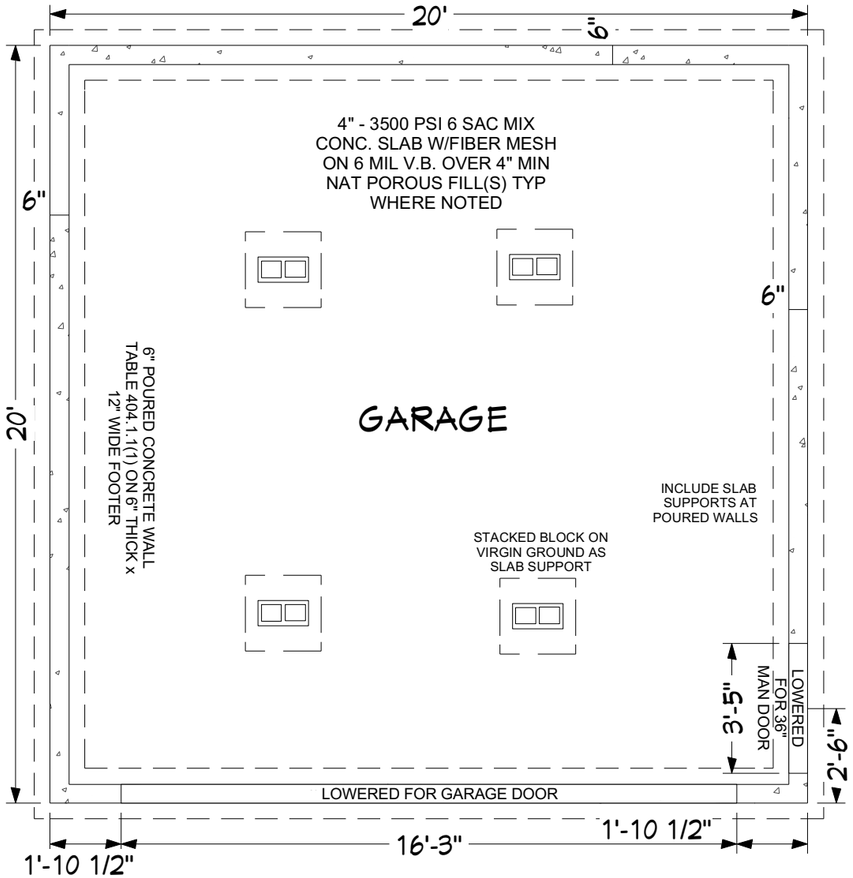

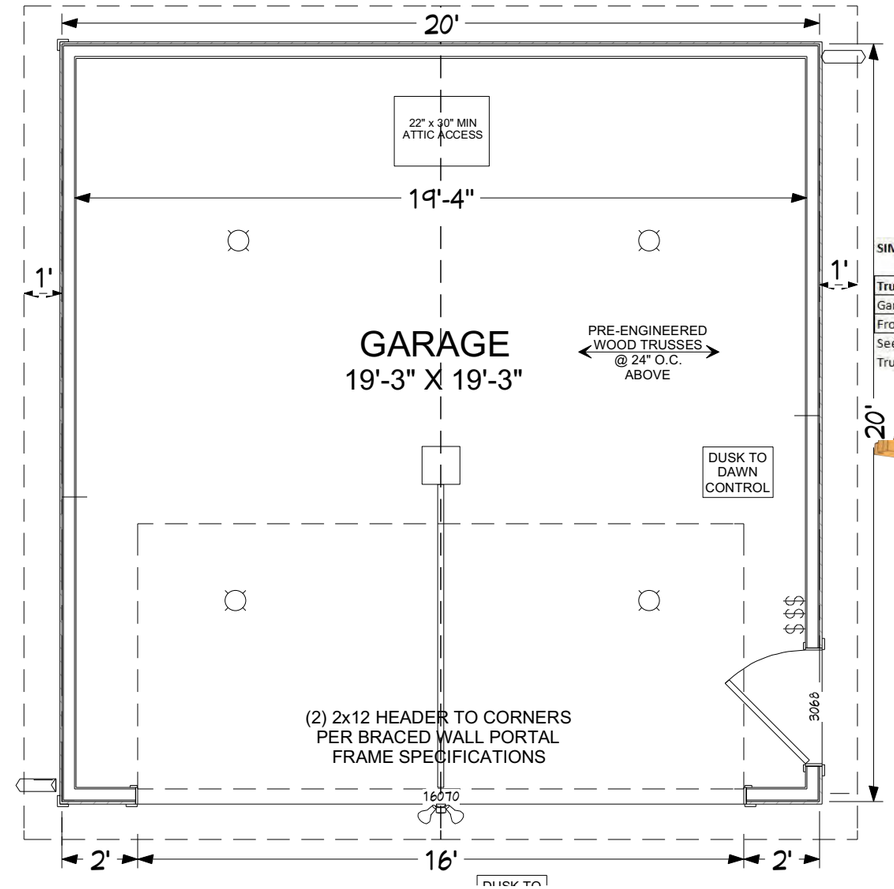

SIMPSON SDWC15600 TRUSS/RAFTER-TO-PLATE CONNECTION

	Truss Plan Data		Uplift (Max)	
Truss Description	**Width**	**Label**	**Design**	**Allowed**
Garage	20'	T	120	485
Front & Rear End	20'	TGE	100	485

See Sealed Truss Plan Design for complete details.
Truss and Plate SPF#2. Connector Installed per Manuf. Instructions.

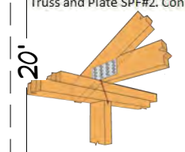

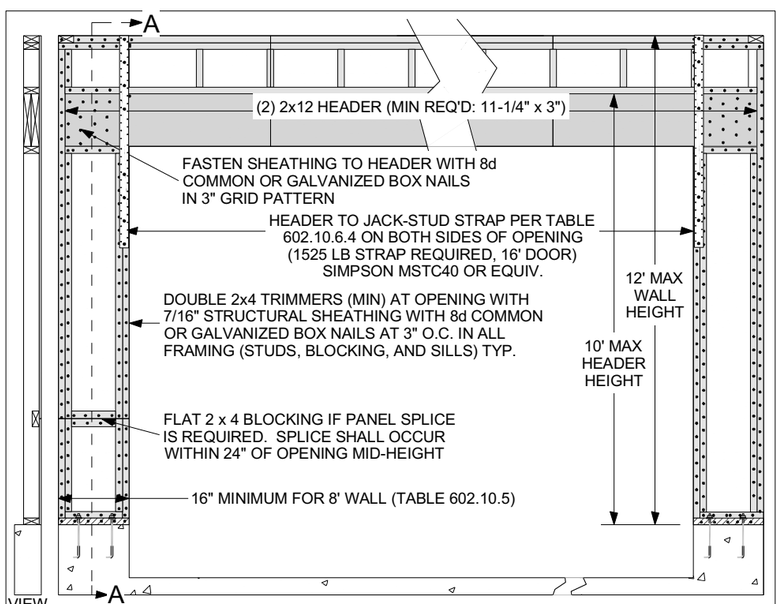

CONTINUOUSLY SHEATHED PORTAL FRAME CONSTRUCTION (FIGURE 602.10.6.4)

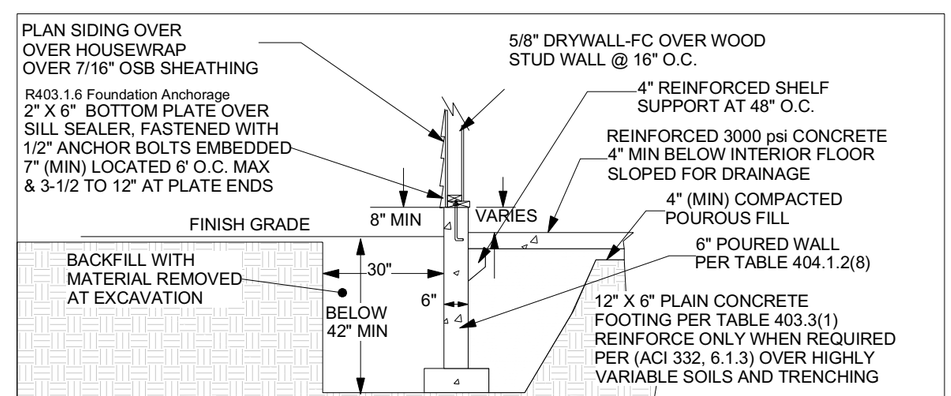

6" EXTERIOR GARAGE WALL DETAIL

Metro Manor - 3 Bedroom Plan

Detached Garage Plan

Platt Residence
1477 Lakewood Ave
Lakewood,OH 44107

B. R. Knez Construction, Inc.
7555 Fredle Drive Suite 210
Concord Township, OH 44077
(440) 710-7711 Fax: 639-6485

DATE	REVISED	DRAWING SIZE 11 x 17
4/14/2025		SHEET
DRAWN	REVISION	15

LINE	LOCATION SIZE INFO	BOOK CODE DESCRIPTION	NET UNIT PRICE	QTY	EXTENDED PRICE
Line 1 Rough Opening : 36 X 74	Living, Office	BLVST3674 Frame Size: 35 1/2 x 73 1/2 Actual Size: 35 1/2 -in X 73 1/2 -in Builders Vinyl Single Hung Window Tilt Nail Fin (1 1/4" setback), Laminated Black Ext/White Int, Vent Height = 37 , SunStable Clear Argon Standard Screen with Fiberglass Mesh, White Int Hardware, Cam Lock(s), 2 Locks, *Meets 5.7 sqft Egress (All Floors)*, , Clear Opening 32.6w, 33.4h, 7.5sf, US National-AAMA PG20, DP+20/-20, U-Factor: 0.30, SHGC: 0.31, VT: 0.59, CR: 56.00, CPD: JEL-A-225-10638-00001 PEV 2025.3.0.5387/PDV 8.158 (09/18/25)OH			

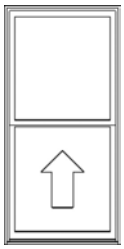

Viewed from Exterior. Scale: 1/2" =1'

Line 2 Rough Opening : 38 X 12	Exterior Doors	BLVFWS3812 Frame Size: 37 1/2 x 11 1/2 Actual Size: 37 1/2 -in X 11 1/2 -in Builders Vinyl Fixed Window Single Hung/Slider Nail Fin (1 1/4" setback), Laminated Black Ext/White Int, SunStable Clear Argon US National-AAMA PG20, DP+20/-20, U-Factor: 0.27, SHGC: 0.32, VT: 0.61, CR: 58.00, ER: 25.00, CPD: JEL-A-173-07426-00001 PEV 2025.3.0.5387/PDV 8.158 (09/18/25)OH			



Viewed from Exterior. Scale: 1/2" =1'

LINE	LOCATION SIZE INFO	BOOK CODE DESCRIPTION	NET UNIT PRICE	QTY	EXTENDED PRICE
Line 3 Rough Opening : 36 X 62 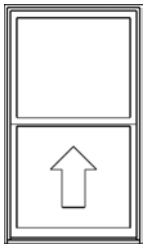 Viewed from Exterior. Scale: 1/2" =1'	Landing	BLVST3662 Frame Size: 35 1/2 x 61 1/2 Actual Size: 35 1/2 -in X 61 1/2 -in Builders Vinyl Single Hung Window Tilt Nail Fin (1 1/4" setback), Laminated Black Ext/White Int , Vent Height = 31 , SunStable Clear Argon Standard Screen with Fiberglass Mesh, White Int Hardware, Cam Lock(s), 2 Locks, *Meets 5.7 sqft Egress (All Floors)*, , Clear Opening 32.6w, 27.4h, 6.2sf, US National-AAMA PG20, DP+20/-20, U-Factor: 0.30, SHGC: 0.31, VT: 0.59, CR: 56.00, CPD: JEL-A-225-10638-00001 PEV 2025.3.0.5387/PDV 8.158 (09/18/25)OH			
Line 4 Rough Opening : 36 X 52 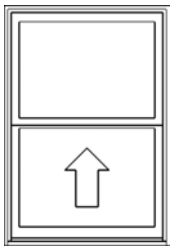 Viewed from Exterior. Scale: 1/2" =1'	Kitchen	Frame Size: 35 1/2 x 51 1/2 Actual Size: 35 1/2 -in X 51 1/2 -in Builders Vinyl Single Hung Window Tilt Nail Fin (1 1/4" setback), Laminated Black Ext/White Int , Vent Height = 26 , SunStable Clear Argon Standard Screen with Fiberglass Mesh, White Int Hardware, Cam Lock(s), 2 Locks, *Does not meet typical state code egress requirements but local codes may vary* , Clear Opening 32.6w, 22.4h, 5sf, US National-AAMA PG20, DP+20/-20, U-Factor: 0.30, SHGC: 0.31, VT: 0.59, CR: 56.00, CPD: JEL-A-225-10638-00001 PEV 2025.3.0.5387/PDV 8.158 (09/18/25)OH			
Line 5 Rough Opening : 32 X 52 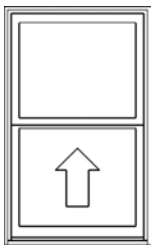 Viewed from Exterior. Scale: 1/2" =1'	Kitchen	Frame Size: 31 1/2 x 51 1/2 Actual Size: 31 1/2 -in X 51 1/2 -in Builders Vinyl Single Hung Window Tilt Nail Fin (1 1/4" setback), Laminated Black Ext/White Int , Vent Height = 26 , SunStable Clear Argon Standard Screen with Fiberglass Mesh, White Int Hardware, Cam Lock(s), 2 Locks, *Does not meet typical state code egress requirements but local codes may vary* , Clear Opening 28.6w, 22.4h, 4.4sf, US National-AAMA PG20, DP+20/-20, U-Factor: 0.30, SHGC: 0.31, VT: 0.59, CR: 56.00, CPD: JEL-A-225-10638-00001 PEV 2025.3.0.5387/PDV 8.158 (09/18/25)OH			

LINE	LOCATION SIZE INFO	BOOK CODE DESCRIPTION	NET UNIT PRICE	QTY	EXTENDED PRICE
Line 6 Rough Opening : 24 X 48 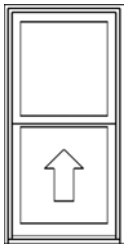 Viewed from Exterior. Scale: 1/2" =1'	Dining	BLVST2448 Frame Size: 23 1/2 x 47 1/2 Actual Size: 23 1/2 -in X 47 1/2 -in Builders Vinyl Single Hung Window Tilt Nail Fin (1 1/4" setback), Laminated Black Ext/White Int , Vent Height = 24 , SunStable Clear Argon Standard Screen with Fiberglass Mesh, White Int Hardware, Cam Lock(s), 1 Lock, *Does not meet typical state code egress requirements but local codes may vary* , Clear Opening 20.6w, 20.4h, 2.9sf, US National-AAMA PG20, DP+20/-20, U-Factor: 0.30, SHGC: 0.31, VT: 0.59, CR: 56.00, CPD: JEL-A-225-10638-00001 PEV 2025.3.0.5387/PDV 8.158 (09/18/25)OH			
Line 7 Rough Opening : 72 X 62 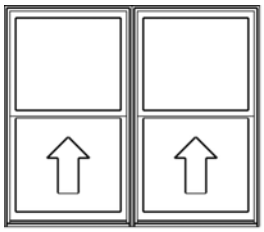 Viewed from Exterior. Scale: 1/2" =1'	Master Bed DW	VSH3662-21 Frame Size: 71 1/2 x 61 1/2 Actual Size: 71 1/2 -in X 61 1/2 -in Evenly Divided RO Left Unit Width = 36 , , CHS Two Wide Builders Vinyl Single Hung Window Tilt Nail Fin (1 1/4" setback), Laminated Black Ext/White Int , Vent Height = 31 , SunStable Clear Argon Standard Screen with Fiberglass Mesh, White Int Hardware, Cam Lock(s), US National-AAMA PG20, DP+20/-20, U-Factor: 0.30, SHGC: 0.31, VT: 0.59, CR: 56.00, CPD: JEL-A-225-10638-00001 PEV 2025.3.0.5387/PDV 8.158 (09/18/25)OH			
Line 7-1(A1) Rough Opening : 36 X 62		BLVST3662 Frame Size: 35 1/2 x 61 1/2 Builders Vinyl Single Hung Window Tilt Nail Fin (1 1/4" setback), Laminated Black Ext/White Int , Vent Height = 31 , SunStable Clear Argon Standard Screen with Fiberglass Mesh, White Int Hardware, Cam Lock(s), 2 Locks, *Meets 5.7 sqft Egress (All Floors)*, VSH Clear Opening = 32.6w, 27.4h, 6.2sf, Drywall Unit, US National-AAMA PG20, DP+20/-20, PEV 2025.3.0.5387/PDV 8.158 (09/18/25)OH			
Line 7-2(A2) Rough Opening : 36 X 62		BLVST3662 Frame Size: 35 1/2 x 61 1/2 Builders Vinyl Single Hung Window Tilt Nail Fin (1 1/4" setback), Laminated Black Ext/White Int , Vent Height = 31 , SunStable Clear Argon Standard Screen with Fiberglass Mesh, White Int Hardware, Cam Lock(s), 2 Locks, *Meets 5.7 sqft Egress (All Floors)*, VSH Clear Opening = 32.6w, 27.4h, 6.2sf, US National-AAMA PG20, DP+20/-20, PEV 2025.3.0.5387/PDV 8.158 (09/18/25)OH			

LINE	LOCATION SIZE INFO	BOOK CODE DESCRIPTION	NET UNIT PRICE	QTY	EXTENDED PRICE
Line 8 Rough Opening : 36 X 62 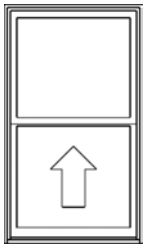 Viewed from Exterior. Scale: 1/2" =1'	Master Closet	BLVST3662 Frame Size: 35 1/2 x 61 1/2 Actual Size: 35 1/2 -in X 61 1/2 -in Builders Vinyl Single Hung Window Tilt Nail Fin (1 1/4" setback), Laminated Black Ext/White Int , Vent Height = 31 , SunStable Clear Argon Standard Screen with Fiberglass Mesh, White Int Hardware, Cam Lock(s), 2 Locks, *Meets 5.7 sqft Egress (All Floors)*, , Clear Opening 32.6w, 27.4h, 6.2sf, US National-AAMA PG20, DP+20/-20, U-Factor: 0.30, SHGC: 0.31, VT: 0.59, CR: 56.00, CPD: JEL-A-225-10638-00001 PEV 2025.3.0.5387/PDV 8.158 (09/18/25)OH			
Line 9 Rough Opening : 36 X 62 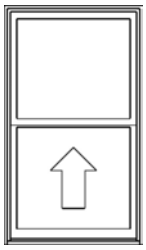 Viewed from Exterior.	Top of Stairs, Bed 2, 3, M Bed	BLVST3662 Frame Size: 35 1/2 x 61 1/2 Actual Size: 35 1/2 -in X 61 1/2 -in Builders Vinyl Single Hung Window Tilt Nail Fin (1 1/4" setback), Laminated Black Ext/White Int , Vent Height = 31 , SunStable Clear Argon Standard Screen with Fiberglass Mesh, White Int Hardware, Cam Lock(s), 2 Locks, *Meets 5.7 sqft Egress (All Floors)*, , Clear Opening 32.6w, 27.4h, 6.2sf, US National-AAMA PG20, DP+20/-20, U-Factor: 0.30, SHGC: 0.31, VT: 0.59, CR: 56.00, CPD: JEL-A-225-10638-00001 PEV 2025.3.0.5387/PDV 8.158 (09/18/25)OH			
Line 10 Rough Opening : 34 X 24 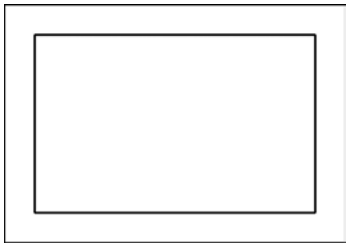 Viewed from Exterior. Scale: 1/2" =1'	M Bed	BLVFWS3424 Frame Size: 33 1/2 x 23 1/2 Actual Size: 33 1/2 -in X 23 1/2 -in Builders Vinyl Fixed Window Single Hung/Slider Nail Fin (1 1/4" setback), Laminated Black Ext/White Int , SunStable Clear Argon US National-AAMA PG20, DP+20/-20, U-Factor: 0.27, SHGC: 0.32, VT: 0.61, CR: 58.00, ER: 25.00, CPD: JEL-A-173-07426-00001 PEV 2025.3.0.5387/PDV 8.158 (09/18/25)OH			

LINE	LOCATION SIZE INFO	BOOK CODE DESCRIPTION	NET UNIT PRICE	QTY	EXTENDED PRICE
Line 11 Rough Opening : 32 X 24	Powder Room	BLVFWS3224 Frame Size: 31 1/2 x 23 1/2 Actual Size: 31 1/2 -in X 23 1/2 -in Builders Vinyl Fixed Window Single Hung/Slider Nail Fin (1 1/4" setback), Laminated Black Ext/White Int, SunStable Clear Argon US National-AAMA PG20, DP+20/-20, U-Factor: 0.27, SHGC: 0.32, VT: 0.61, CR: 58.00, ER: 25.00, CPD: JEL-A-173-07426-00001 PEV 2025.3.0.5387/PDV 8.158 (09/18/25)OH			

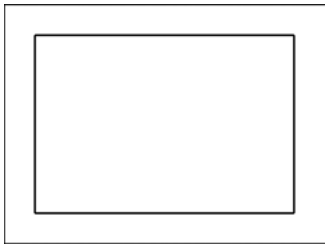

Viewed from Exterior. Scale: 1/2" =1'

Total Units: 23

TruDefinition®

DURATION®

Shingles with Patented SureNail® Technology

Tejas con tecnología patentada SureNail®

TruDefinition®

DURATION®

Shingles with Patented SureNail® Technology | Tejas con tecnología patentada SureNail®

Brownwood[1]



Chateau Green[1]

Colonial Slate[1]

Desert Rose[1]

Driftwood[1]

Estate Gray[1]

Midnight Plum[1/4]



Onyx Black[1]

Peppercorn[1]

Sand Castle[1]

Sierra Gray[1]

Slatestone Gray[1]

Teak[1]

Terra Cotta[1]

Williamsburg Gray[1]

COLOR DISCLAIMER

As color experts, we know getting the shingle color right is a big part of any roofing purchase. Due to printing color variations, in addition to viewing shingle literature, we suggest you request an actual shingle sample to see how it will appear on your home and with your home's exterior elements in various natural lighting conditions. Lastly, we recommend you verify your color choice by seeing it installed on an actual home; your roofing contractor or supplier can provide a sample and may be able to direct you to a local installation.

DESCARGO DE RESPONSABILIDAD SOBRE LOS COLORES

En tanto que especialistas en color, sabemos que obtener el color de teja perfecto es una parte importante en toda compra de techos. Debido a las variaciones en los colores impresos, además de mirar folletos de tejas, le sugerimos que solicite una muestra de la teja para ver como se verá en su hogar y con los elementos externos de la vivienda bajo distintas condiciones de luz natural. Finalmente, le recomendamos que para verificar su elección de colores, vea cómo lucen las tejas ya instaladas en una vivienda; su contratista de techos o su proveedor le pueden dar una muestra e incluso indicarle dónde ver un techo ya instalado.

Product Attributes

Warranty Length*/‡

Limited Lifetime
(for as long as you own your home)

Wind Resistance Limited Warranty*

130-MPH

Algae Resistance Limited Warranty*/§

25 Years

TRU PROtection® Non-Prorated Limited Warranty* Period

10 Years

TruDefinition® Duration® Shingles Product Specifications

Size	13¼" x 39⅜"
Application Exposure	5⅝"
Shingles per Bundle	Not less than 20
Average Shingle Count per 3 Bundles	64
Average Coverage per 3 Bundles	98.4 sq. ft.

Applicable Standards and Codes

ASTM D3462
ASTM D228
ASTM D3018 (Type 1)
ICC-ES AC438#
ASTM D3161 (Class F Wind Resistance)
ASTM D7158 (Class H Wind Resistance)
ASTM E108/UL 790 (Class A Fire Resistance)
UL 2218 (Class 3 Impact Resistance)6
FM 4473 (Class 3 Impact Resistance)6
PRI ER 1378E01
Florida Product Approval
Miami-Dade County Product Approval2

Características del producto

Período de garantía*/‡

Garantía limitada de por vida
(mientras sea propietario de la vivienda)

Garantía limitada de resistencia al viento*

210 km/h (130 mph)

Garantía limitada de resistencia a las algas*/§

25 años

Período no prorrateado de garantía limitada TRU PROtectioN®*

10 años

Especificaciones de las tejas Duration® TruDefinition®

Tamaño	33.65 × 100 cm (13¼ × 39⅜ pulg)
Exposición de aplicación	14.3 cm (5⅝ pulg)
Tejas por paquete	20 como mínimo
Cantidad promedio de tejas por 3 paquetes	64
Cobertura promedio por 3 paquetes	9.14 m² (98.4 pies²)

Normas y códigos pertinentes

ASTM D3462
ASTM D228
ASTM D3018 (Tipo 1)
ICC-ES AC438#
ASTM D3161 (Resistencia al viento, Clase F)
ASTM D7158 (Resistencia al viento Clase H)
ASTM E108/UL 790 (Resistencia al fuego Clase A)
UL 2218 (Resistencia a impactos de clase 3)6
FM 4473 (Resistencia a impactos de clase 3)6
PRI ER 1378E01
Aprobación del producto en el estado de Florida
Producto aprobado por el condado de Miami-Dade2

* See actual warranty for complete details, limitations and requirements.
‡ 40-Year Limited Warranty on commercial projects.
† Owens Corning testing against competing products with wide, single-layer nailing zones when following manufacturers' installation instructions and nailing in the middle of the allowable nailing zone.
** Tru-Bond® is a proprietary premium weathering-grade asphalt sealant that is blended by Owens Corning Roofing® and Asphalt, LLC.
\+ The amount of Triple Layer Protection® may vary on shingle-to-shingle basis.
\# International Code Council Evaluation Services Acceptance Criteria for Alternative Asphalt Shingles.
^ Excludes non-Owens Corning® roofing products such as flashing, fasteners, pipe boots and wood decking.
1 See Color Disclaimer information on page 3 for additional details.
2 Applies to all areas that recognize Miami-Dade Notice of Acceptance (NOA).
3 Shingles are algae resistant to control the growth of algae and discoloration.
§ Installation must include use of an Owens Corning® Hip & Ridge product. See actual warranty for details.
4 Owens Corning® shingles include a patented design.
6 Duration® Series shingles are tested in a laboratory setting and classified as a UL 2218 and FM 4473 Class 3 Impact-Resistant shingle. The results of this test do not guarantee that the shingle will resist all weather conditions. Hail damage is specifically excluded from coverage under the terms of its warranty.
7 Homeowners should check with their insurance company to see if they qualify.
SureNail® Technology is not a guarantee of performance in all weather conditions.
For patent information, please visit owenscorning.com/patents.

* Consulte la garantía para obtener una lista completa de detalles, limitaciones y requisitos.
‡ Garantía limitada de 40 años para proyectos comerciales.
† Ensayos comparativos de Owens Corning con productos de la competencia con zonas de clavado ancho de una sola capa cuando se siguen las instrucciones de instalación del fabricante y se clava en el medio de la zona de clavado permitida.
** Tru-Bond® es un sellador asfáltico patentado de calidad premium formulado por Owens Corning Roofing® and Asphalt, LLC.
\+ La cantidad de Triple Layer Protection® puede variar entre una teja y otra.
\# Criterios de aceptación de los servicios de evaluación del Consejo Internacional de Códigos para tejas asfálticas alternativas.
^ Se excluyen productos para techos no fabricados por Owens Corning®, como tapajuntas, sujetadores, bases de tubos y estructuras de soporte de madera.
1 Para obtener más información, consulte el Descargo de responsabilidad sobre los colores, en la página 3.
2 Aplicable a todas las zonas que reconocen el Aviso de aceptación (NOA, Notice of Acceptance) del condado de Miami Dade.
3 Las tejas son resistentes a las algas para controlar su desarrollo y la decoloración.
§ La instalación debe incluir el uso de un producto para limatesa y cumbrera de Owens Corning®.
4 Las tejas de Owens Corning® incluye un diseño patentado.
6 Duration® Series se prueba en un entorno de laboratorio y está clasificada como una teja resistente a impactos UL 2218 y FM 4473 Clase 3. Los resultados de esta prueba no garantizan que la teja resista a todas las condiciones climáticas. Los daños por granizo quedan expresamente excluidos de la cobertura conforme a los términos de su garantía.
7 Los propietarios deben verificar con su aseguradora para saber si califican.
La tecnología SureNail® no es una garantía de desempeño en todos los tipos de condiciones climáticas.
Para información sobre la patente, visite www.owenscorning.com/patents.

OWENS CORNING ROOFING AND ASPHALT, LLC
ONE OWENS CORNING PARKWAY
TOLEDO, OH 43659 USA

1-800-GET-PINK® | 1-800-438-7465
www.owenscorning.com

Pub. No. 10024200-B. Printed in U.S.A. October 2025.
THE PINK PANTHER™ & © 1964–2025 Metro-Goldwyn-Mayer Studios Inc.
All Rights Reserved. The color PINK is a registered trademark of Owens Corning.
© 2025 Owens Corning. All Rights Reserved.

(Brookville, Medina, Minneapolis, Summit)

Pub. N.º 10024200-B. Impreso en EE.UU. Octubre de 2025.
THE PINK PANTHER™ y © 1964–2025 Metro-Goldwyn-Mayer Studios Inc.
Todos los derechos reservados. El color PINK es una marca registrada de Owens Corning. © 2025 Owens Corning. Todos los derechos reservados.

1 Landscape Plan Preliminary

1/16" = 1'-0"

N

Landscape Plan Preliminary	Platt Residence 1477 Lakewood Ave. Lakewood, OH 44107	Knez HOMES	B.R. Knez Construction, LLC 7555 Fredle Drive, Suite 210 Concord Township, OH 44077	DRAWN BY: DATE:	REVISED: REVISION:	DRAWING SIZE: 11 x 17 A1.2

Welcome Home

Home is the foundation that supports the rest of everything in life.



MIAMI-DADE COUNTY APPROVED

Tuscany C10
Rivera C30, C30R, C31, C32, C33, C34

CCRR-0163 complies with IBC, IRC, and FBC

Tuscany

C10*

C101

Styles C10* & C101

The Tuscany Series adds a touch of class with classic 2-rail designs. These designs are accented with a stylish top rail and 3/4" square or round balusters along with a variety of satin, textured, and multi-colored finishes, and a lifetime limited warranty. Featuring classic designs to warm your heart as you are greeted home.

SPECIFICATIONS

- Railing Heights: 36", 42"
- Railing Lengths: 4', 5', 6', 7', 8'
- Stair Rail Lengths†: 4', 5', 6', 7', 8'
- C10 Baluster: 3/4" x 3/4" x (.045" wall)
- C101 Baluster: 3/4" Round (.050" wall)
- Baluster Spacing: 3.875", 3.625" Stairs
- Stylish Top Rail: 1-3/4" w (.090") x 1-3/8" t (.085")
- Bottom Rail: 1-3/4" w (.090") x 1-1/4" t (.120")
- Vinyl Insert Baluster Retainer (Top and Bottom Rails)
- Bottom Rail Support: 7', 8'
- Adjustable Gates: 36"W, 48"W, and 60"W Openings

NOTE: Baluster end spacing may vary by length.
All sections do not come out even on each end as shown above.



Top Rail Profile



Bottom Rail Profile

A stylish 1-3/4" x 1-3/8" top rail combined with the 1-3/4" x 1-1/4" classic bottom rail creates a streamlined design sure to appeal to those with a touch of class.

G



†For Stair Rail Racking Information visit our website.

E Style: C10 With Level Crossover Post
Color: Bronze Fine Texture

F Style: C10 With Level Crossover Post
Color: Satin Black

G Style: C10 Adjustable Gate

CCRR-0163 complies with IBC, IRC, and FBC

MIAMI-DADE COUNTY APPROVED *For 4' through 6' Sections

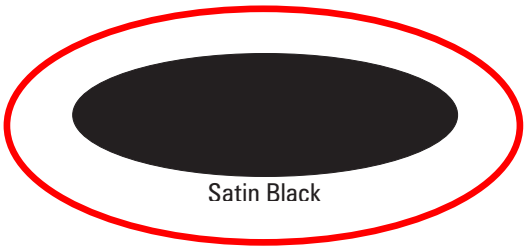

Colors

Standard Colors & Custom Colors

Westbury® Aluminum Railing is offered in a variety of colors and textures to compliment your home. Our 12 standard colors include satin, textured and multi-color finishes. Westbury® Aluminum Railing is also available in custom colors to meet your design vision, the possibilities are endless.

Powder Coating

Verfied AAMA 2604 Compliant Powder Coating

AAMA 2604 & AAMA 2605

DSI uses AAMA 2604 rated powder coating on all Westbury® Aluminum Railing. Our PCI-4000 Certified Powder Coating process offers an uncompromising quality created by state-of-the-art technology. AAMA 2605 Powder Coating is also available as an option for your Westbury® Aluminum Railing.

A Style: C10
Color: Black Fine Texture
With Level Crossover Post

Colors shown are a close representation of the true color.
Please consult actual samples for accurate powder coating colors.

Accessories

Brackets, Posts, Caps, & Flairs

Westbury® Accessories add the finishing touch to your masterpiece. A variety of post sizes and wall thicknesses add strength to your railing. The combination of mounts and crossover options provides you with the ability to adapt Westbury® railing to your needs. Optional post caps finished off by the convenience of a 2-piece post flair creates a variety of looks.

Posts



Residential 2" Post (.090" wall)

2" Heavy Duty Post (.093" wall)
IRC Approved

Testing Results - CCRR-0163 complies with IBC, IRC, and FBC. Note: Please check with local code authorities for requirements.

Crossovers

Corner Crossover Post±



Stair Crossover Post±

Level Crossover Post±

Accessories



2", 2-1/2", 3", 4" & 6" Post Flair (2-piece)

Rail Support



Flat Cap (2", 2-1/2", 3",4", 6")

Mounts



Wall & Angle Swivel Mounts



Stair Mounts

Stair Swivel Mounts



Double Swivel Stair Mount

±Patent No. 8,998,175

Welcome Home

Home is the foundation that supports the rest of everything in life.



MIAMI-DADE COUNTY APPROVED

Tuscany C10
Rivera C30, C30R, C31, C32, C33, C34

CCRR-0163 complies with IBC, IRC, and FBC

Tuscany

C10*

C101

Styles C10* & C101

The Tuscany Series adds a touch of class with classic 2-rail designs. These designs are accented with a stylish top rail and 3/4" square or round balusters along with a variety of satin, textured, and multi-colored finishes, and a lifetime limited warranty. Featuring classic designs to warm your heart as you are greeted home.

SPECIFICATIONS

- Railing Heights: 36", 42"
- Railing Lengths: 4', 5', 6', 7', 8'
- Stair Rail Lengths†: 4', 5', 6', 7', 8'
- C10 Baluster: 3/4" x 3/4" x (.045" wall)
- C101 Baluster: 3/4" Round (.050" wall)
- Baluster Spacing: 3.875", 3.625" Stairs
- Stylish Top Rail: 1-3/4" w (.090") x 1-3/8" t (.085")
- Bottom Rail: 1-3/4" w (.090") x 1-1/4" t (.120")
- Vinyl Insert Baluster Retainer (Top and Bottom Rails)
- Bottom Rail Support: 7', 8'
- Adjustable Gates: 36"W, 48"W, and 60"W Openings

NOTE: Baluster end spacing may vary by length.
All sections do not come out even on each end as shown above.



Top Rail Profile



Bottom Rail Profile

A stylish 1-3/4" x 1-3/8" top rail combined with the 1-3/4" x 1-1/4" classic bottom rail creates a streamlined design sure to appeal to those with a touch of class.

G



†For Stair Rail Racking Information visit our website.

E Style: C10 With Level Crossover Post
Color: Bronze Fine Texture

F Style: C10 With Level Crossover Post
Color: Satin Black

G Style: C10 Adjustable Gate

CCRR-0163 complies with IBC, IRC, and FBC

MIAMI-DADE COUNTY APPROVED *For 4' through 6' Sections

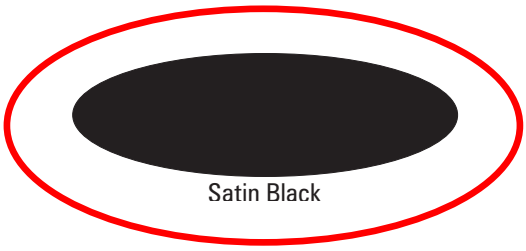

Colors

Standard Colors & Custom Colors

Westbury® Aluminum Railing is offered in a variety of colors and textures to compliment your home. Our 12 standard colors include satin, textured and multi-color finishes. Westbury® Aluminum Railing is also available in custom colors to meet your design vision, the possibilities are endless.

Powder Coating

Verfied AAMA 2604 Compliant Powder Coating

AAMA 2604 & AAMA 2605

DSI uses AAMA 2604 rated powder coating on all Westbury® Aluminum Railing. Our PCI-4000 Certified Powder Coating process offers an uncompromising quality created by state-of-the-art technology. AAMA 2605 Powder Coating is also available as an option for your Westbury® Aluminum Railing.

A Style: C10
Color: Black Fine Texture
With Level Crossover Post

Colors shown are a close representation of the true color.
Please consult actual samples for accurate powder coating colors.

Accessories

Brackets, Posts, Caps, & Flairs

Westbury® Accessories add the finishing touch to your masterpiece. A variety of post sizes and wall thicknesses add strength to your railing. The combination of mounts and crossover options provides you with the ability to adapt Westbury® railing to your needs. Optional post caps finished off by the convenience of a 2-piece post flair creates a variety of looks.

Posts



Residential 2" Post (.090" wall)

2" Heavy Duty Post (.093" wall)
IRC Approved

Testing Results - CCRR-0163 complies with IBC, IRC, and FBC. Note: Please check with local code authorities for requirements.

Crossovers

Corner Crossover Post±



Stair Crossover Post±

Level Crossover Post±

Accessories



2", 2-1/2", 3", 4" & 6" Post Flair (2-piece)

Rail Support



Flat Cap (2", 2-1/2", 3",4", 6")

Mounts



Wall & Angle Swivel Mounts



Stair Mounts

Stair Swivel Mounts



Double Swivel Stair Mount

±Patent No. 8,998,175

TimberTech® AZEK® Exteriors

PRODUCT GUIDE

2022

Terrain Collection®

TRADITIONAL. TIMELESS. RUGGED.

Tap into traditional and timeless hues for your outdoor oasis. Ranging from solid to minimally blended colors, these scalloped boards offer a complex, rugged wood grain pattern designed to camouflage wear and tear from everyday life. This practical collection is the perfect combination of value and performance.

PRODUCT DESCRIPTION	TimberTech Model Number		
	12'	16'	20'
TERRAIN COLLECTION™			
1 x 6 Grooved Brown Oak	TCGV5412BO	TCGV5416BO	TCGV5420BO
1 x 6 Square Shoulder Brown Oak	—	TC5416BO	TC5420BO
1 x 6 Grooved Silver Maple	TCGV5412SM	TCGV5416SM	TCGV5420SM
1 x 6 Square Shoulder Silver Maple	—	TC5416SM	TC5420SM
1 x 6 Grooved Rustic Elm	TCGV5412RE	TCGV5416RE	TCGV5420RE
1 x 6 Square Shoulder Rustic Elm	—	TC5416RE	TC5420RE
1 x 6 Grooved Stone Ash	TCGV5412SA	TCGV5416SA	TCGV5420SA
1 x 6 Square Shoulder Stone Ash	—	TC5416SA	TC5420SA
1 x 6 Grooved Sandy Birch	TCGV5412SB	TCGV5416SB	TCGV5420SB
1 x 6 Square Sandy Birch	—	TC5416SB	TC5420SB
TERRAIN FASCIA			
12" Fascia Brown Oak	FBTC12BO	—	—
12" Fascia Silver Maple	FBTC12SM	—	—
12" Fascia Rustic Elm	FBTC12RE	—	—
12" Fascia Stone Ash	FBTC12SA	—	—
12" Fascia Sandy Birch	FBTC12SB	—	—
TERRAIN RISER			
7-1/4" Riser Brown Oak	TCRISERBO	—	—
7-1/4" Riser Silver Maple	TCRISERSM	—	—
7-1/4" Riser Rustic Elm	TCRISERRE	—	—
7-1/4" Riser Stone Ash	TCRISERSA	—	—
7-1/4" Riser Sandy Birch	FBTC12SA	—	—

SANDY BIRCH
(SPECIAL ORDER)

Profile Options

STANDARD

RISER

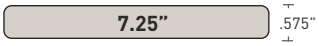

FASCIA

Photo: Terrain Collection® Rustic Elm

COMPOSITE DECKING

Display hidden notes to specifier. (Don't know how? Click Here)

PART 1 GENERAL

1.1 SECTION INCLUDES

A. Composite decking.

1.2 RELATED SECTIONS

A. Section 06-1100 - Wood Framing.

1.3 REFERENCES

A. ASTM D-1413-99: Test Method for Wood Preservatives by Laboratory Soil-block Cultures, ASTM International.

B. ASTM D-2565-99: Practice for Operating Xenon Arc-type Light-exposure Apparatus With or Without Water for Exposure of Plastics, ASTM International.

C. ASTM D-2915-98: Practice for Evaluating Allowable Properties for Grades of Structural Lumber, ASTM International.

D. ASTM D-2990-95: Test Method for Tensile, Compressive, and Flexural Creep and Creep-rupture of Plastics, ASTM International.

E. ASTM D-3345-74 (1999): Test Method for Laboratory Evaluation of Wood and Other Cellulose Materials for Resistance to Termites, ASTM International.

F. ASTM D-5456-99a: Specification for Evaluation of Structural Composite Lumber Products, ASTM International.

G. ASTM D-6109-97: Standard Test Method for Flexural Properties of Un-reinforced and Reinforced Plastic Lumber, ASTM International.

H. ASTM D-7031-04: Standard Guide for Evaluating Mechanical and Physical Properties of Wood-Plastic Composite Products, ASTM International.

I. ASTM D-7032-04: Standard Specification for Establishing Performance Ratings for Wood-Plastic Composite Deck Boards and Guardrail systems (Guards or Handrails), ASTM International.

J. ASTM E-4-99: Practices for Force Verification of Testing Machines, ASTM International.

K. ASTM E-84-01: Test Method for Surface Burning Characteristics of Building

Materials, ASTM International.

L. ASTM E-330-97: Standard Test Method for Structural Performance of Exterior Windows, Curtain Walls, and Doors by Uniform Static Air Pressure Difference, ASTM International.

M. ASTM F-1679: Standard Test Method for Using a Variable Incidence Tribometer (VIT).

1.4 DESIGN / PERFORMANCE REQUIREMENTS

A. Structural Performance:
1. Deck: Uniform Load: 100 lb/sq. ft.
2. Treads of Stairs: Concentrated Load: 750 lb/sq. ft., and 1/8" max. defection with a concentrated load of 300 lb on area of 4 sq. in

B. Fire-Test-Response Characteristics per ASTM E-84:

1.5 SUBMITTALS

A. Product Data: Indicate sizes, profiles, surface style, and performance characteristics.

B. Samples: For each product specified, one sample, minimum size 4 inches long, representing actual product, color, and finish.

1.6 DELIVERY, STORAGE, AND HANDLING

A. Storage and Handling:
1. Never dump TimberTech materials when unloading.
2. Store on a flat surface and cover with non-translucent material.
3. When carrying TimberTech planks, carry on edge for better support.
4. Refer to installation instructions for additional guidelines on each product.

1.7 WARRANTY

A. Warranty: Limited Residential Warranty against rot, decay, splitting, checking, splintering, or termite damage for a period of 25 years beginning from date of purchase under normal conditions of use and exposure.

PART 2 PRODUCTS

2.1 MANUFACTURERS

A. Contract Documents are based on products by: TimberTech Limited, 894 Prairie Avenue, Wilmington, Ohio 45177.

B. Substitutions: Not permitted under Division 01.

2.2 APPLICATIONS/SCOPE

A. Wood/Plastic Composite Lumber:
1. Material Description: Composite plank consisting of high density polyethylene (HDPE) and wood flour, extruded into sizes and shapes indicated with the following physical properties:
a. ValuPlank, Earthwood, and TwinFinish Decking Boards: 1 inch x 5-7/16 -inches wide.
1) Lengths-12, 16, and 20 feet.

b. Color:
   1) ValuPlank- Cedar and Grey.
      a) Surface texture-Brushed
      b) Edges are Smooth for face fastening

   2) Earthwood- Tropical Rosewood, Tropical Teak, and Tropical Walnut.
      a) Surface texture- One side serrated, one side embossed
      b) Edges are Smooth for face fastening, or Grooved for CONCEALoc.

   3) TwinFinish- Grey, Cedar, and Rosewood.
      a) Surface texture- One side brushed, one side embossed
      b) Edges are Smooth for face fastening, or Grooved for CONCEALoc.

c. Specific Gravity: 1.2 g/cu. cm. when tested in accordance with ASTM D-792.
d. Flexural Properties when tested in accordance with ASTM D-6109:
   Solid Profiles
   1) Modulus of Elasticity (MOE): 542,200 psi.- Ultimate
   2) Modulus of Rupture (MOR): 3157 psi. - Ultimate
   Floorizon Plank
   1) Flexural Stiffness 426,508 $lb \cdot in^2$
   2) Moment Capacity 3157 $in \cdot lb$
e. Hardness when tested in accordance with ASTM D-143: 225 lb (101.25 kg).
f. Water Absorption when tested in accordance with ASTM D-1037, %vol. <1.35%, %mass <1.29%.
g. Flame Spread Index when tested in accordance with ASTM E-84: 75
h. Direct Screw Withdrawal Force when tested in accordance with ASTM D-1761: 787 lbs/in.
i. Slip resistance when tested in accordance with ASTM F-1679:
   1) Vertigrain Dry: 0.63 Wet: 0.55
   2) Brushed Dry: 0.77 Wet: 0.56
   3) Woodgrain Dry: 0.54 Wet: 0.43
j. Smoke Development when tested in accordance with ASTM E-84, 200.
k. Flash Ignition Temperature when tested in accordance with ASTM D-1929, 651 degrees F.
l. Spontaneous Ignition Temperature when tested in accordance with ASTM D-1929, 788 degrees F.
m. Coefficient of Linear Thermal Expansion when tested in accordance with ASTM D-696: length 2.0×10^{-5} in/in/°F, width 3.4×10^{-5} in/in/°F.
n. Fungus Resistance (Brown/White Rot Fungus) when tested in accordance with ASTM D-1413: No decay.

2.3 ACCESSORIES

A. Fasteners:
   a. Concealed Fasteners: CONCEALoc hidden fasteners
   b. Screws: No. 8, 2-1/2 inch stainless steel or high quality coated composite deck screws.

PART 3 EXECUTION

3.1 EXAMINATION

A. Install according to manufactures instructions.

B. Cut, drill, and rout using carbide tipped blades.

C. Pre-drill holes located closer than 1 1/2 inches from ends of plank.

D. Cut ends square.

E. Do not use composite wood material for structural applications.

3.2 CLEANING

A. Clean surfaces regularly with a composite wood/plastic cleaner such as Corte Clean (www.corteclean.com) .

B. Power wash with a fan tipped nozzle in the direction of the grain of the planks with a maximum of 1500 psi.

END OF SECTION

TimberTech® AZEK® Exteriors

PRODUCT GUIDE

2022

Terrain Collection®

TRADITIONAL. TIMELESS. RUGGED.

Tap into traditional and timeless hues for your outdoor oasis. Ranging from solid to minimally blended colors, these scalloped boards offer a complex, rugged wood grain pattern designed to camouflage wear and tear from everyday life. This practical collection is the perfect combination of value and performance.

PRODUCT DESCRIPTION	TimberTech Model Number		
	12'	16'	20'
TERRAIN COLLECTION™			
1 x 6 Grooved Brown Oak	TCGV5412BO	TCGV5416BO	TCGV5420BO
1 x 6 Square Shoulder Brown Oak	—	TC5416BO	TC5420BO
1 x 6 Grooved Silver Maple	TCGV5412SM	TCGV5416SM	TCGV5420SM
1 x 6 Square Shoulder Silver Maple	—	TC5416SM	TC5420SM
1 x 6 Grooved Rustic Elm	TCGV5412RE	TCGV5416RE	TCGV5420RE
1 x 6 Square Shoulder Rustic Elm	—	TC5416RE	TC5420RE
1 x 6 Grooved Stone Ash	TCGV5412SA	TCGV5416SA	TCGV5420SA
1 x 6 Square Shoulder Stone Ash	—	TC5416SA	TC5420SA
1 x 6 Grooved Sandy Birch	TCGV5412SB	TCGV5416SB	TCGV5420SB
1 x 6 Square Sandy Birch	—	TC5416SB	TC5420SB
TERRAIN FASCIA			
12" Fascia Brown Oak	FBTC12BO	—	—
12" Fascia Silver Maple	FBTC12SM	—	—
12" Fascia Rustic Elm	FBTC12RE	—	—
12" Fascia Stone Ash	FBTC12SA	—	—
12" Fascia Sandy Birch	FBTC12SB	—	—
TERRAIN RISER			
7-1/4" Riser Brown Oak	TCRISERBO	—	—
7-1/4" Riser Silver Maple	TCRISERSM	—	—
7-1/4" Riser Rustic Elm	TCRISERRE	—	—
7-1/4" Riser Stone Ash	TCRISERSA	—	—
7-1/4" Riser Sandy Birch	FBTC12SA	—	—

SANDY BIRCH
(SPECIAL ORDER)

Profile Options

STANDARD

RISER

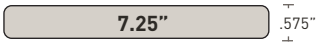

FASCIA

Photo: Terrain Collection® Rustic Elm

COMPOSITE DECKING

Display hidden notes to specifier. (Don't know how? Click Here)

PART 1 GENERAL

1.1 SECTION INCLUDES

A. Composite decking.

1.2 RELATED SECTIONS

A. Section 06-1100 - Wood Framing.

1.3 REFERENCES

A. ASTM D-1413-99: Test Method for Wood Preservatives by Laboratory Soil-block Cultures, ASTM International.

B. ASTM D-2565-99: Practice for Operating Xenon Arc-type Light-exposure Apparatus With or Without Water for Exposure of Plastics, ASTM International.

C. ASTM D-2915-98: Practice for Evaluating Allowable Properties for Grades of Structural Lumber, ASTM International.

D. ASTM D-2990-95: Test Method for Tensile, Compressive, and Flexural Creep and Creep-rupture of Plastics, ASTM International.

E. ASTM D-3345-74 (1999): Test Method for Laboratory Evaluation of Wood and Other Cellulose Materials for Resistance to Termites, ASTM International.

F. ASTM D-5456-99a: Specification for Evaluation of Structural Composite Lumber Products, ASTM International.

G. ASTM D-6109-97: Standard Test Method for Flexural Properties of Un-reinforced and Reinforced Plastic Lumber, ASTM International.

H. ASTM D-7031-04: Standard Guide for Evaluating Mechanical and Physical Properties of Wood-Plastic Composite Products, ASTM International.

I. ASTM D-7032-04: Standard Specification for Establishing Performance Ratings for Wood-Plastic Composite Deck Boards and Guardrail systems (Guards or Handrails), ASTM International.

J. ASTM E-4-99: Practices for Force Verification of Testing Machines, ASTM International.

K. ASTM E-84-01: Test Method for Surface Burning Characteristics of Building

Materials, ASTM International.

L. ASTM E-330-97: Standard Test Method for Structural Performance of Exterior Windows, Curtain Walls, and Doors by Uniform Static Air Pressure Difference, ASTM International.

M. ASTM F-1679: Standard Test Method for Using a Variable Incidence Tribometer (VIT).

1.4 DESIGN / PERFORMANCE REQUIREMENTS

A. Structural Performance:
1. Deck: Uniform Load: 100 lb/sq. ft.
2. Treads of Stairs: Concentrated Load: 750 lb/sq. ft., and 1/8" max. defection with a concentrated load of 300 lb on area of 4 sq. in

B. Fire-Test-Response Characteristics per ASTM E-84:

1.5 SUBMITTALS

A. Product Data: Indicate sizes, profiles, surface style, and performance characteristics.

B. Samples: For each product specified, one sample, minimum size 4 inches long, representing actual product, color, and finish.

1.6 DELIVERY, STORAGE, AND HANDLING

A. Storage and Handling:
1. Never dump TimberTech materials when unloading.
2. Store on a flat surface and cover with non-translucent material.
3. When carrying TimberTech planks, carry on edge for better support.
4. Refer to installation instructions for additional guidelines on each product.

1.7 WARRANTY

A. Warranty: Limited Residential Warranty against rot, decay, splitting, checking, splintering, or termite damage for a period of 25 years beginning from date of purchase under normal conditions of use and exposure.

PART 2 PRODUCTS

2.1 MANUFACTURERS

A. Contract Documents are based on products by: TimberTech Limited, 894 Prairie Avenue, Wilmington, Ohio 45177.

B. Substitutions: Not permitted under Division 01.

2.2 APPLICATIONS/SCOPE

A. Wood/Plastic Composite Lumber:
1. Material Description: Composite plank consisting of high density polyethylene (HDPE) and wood flour, extruded into sizes and shapes indicated with the following physical properties:
a. ValuPlank, Earthwood, and TwinFinish Decking Boards: 1 inch x 5-7/16 -inches wide.
1) Lengths-12, 16, and 20 feet.

b. Color:
   1) ValuPlank- Cedar and Grey.
      a) Surface texture-Brushed
      b) Edges are Smooth for face fastening

   2) Earthwood- Tropical Rosewood, Tropical Teak, and Tropical Walnut.
      a) Surface texture- One side serrated, one side embossed
      b) Edges are Smooth for face fastening, or Grooved for CONCEALoc.

   3) TwinFinish- Grey, Cedar, and Rosewood.
      a) Surface texture- One side brushed, one side embossed
      b) Edges are Smooth for face fastening, or Grooved for CONCEALoc.

c. Specific Gravity: 1.2 g/cu. cm. when tested in accordance with ASTM D-792.
d. Flexural Properties when tested in accordance with ASTM D-6109:
   Solid Profiles
   1) Modulus of Elasticity (MOE): 542,200 psi.- Ultimate
   2) Modulus of Rupture (MOR): 3157 psi. - Ultimate
   Floorizon Plank
   1) Flexural Stiffness 426,508 $lb \cdot in^2$
   2) Moment Capacity 3157 $in \cdot lb$
e. Hardness when tested in accordance with ASTM D-143: 225 lb (101.25 kg).
f. Water Absorption when tested in accordance with ASTM D-1037, %vol. <1.35%, %mass <1.29%.
g. Flame Spread Index when tested in accordance with ASTM E-84: 75
h. Direct Screw Withdrawal Force when tested in accordance with ASTM D-1761: 787 lbs/in.
i. Slip resistance when tested in accordance with ASTM F-1679:
   1) Vertigrain Dry: 0.63 Wet: 0.55
   2) Brushed Dry: 0.77 Wet: 0.56
   3) Woodgrain Dry: 0.54 Wet: 0.43
j. Smoke Development when tested in accordance with ASTM E-84, 200.
k. Flash Ignition Temperature when tested in accordance with ASTM D-1929, 651 degrees F.
l. Spontaneous Ignition Temperature when tested in accordance with ASTM D-1929, 788 degrees F.
m. Coefficient of Linear Thermal Expansion when tested in accordance with ASTM D-696: length 2.0×10^{-5} in/in/°F, width 3.4×10^{-5} in/in/°F.
n. Fungus Resistance (Brown/White Rot Fungus) when tested in accordance with ASTM D-1413: No decay.

2.3 ACCESSORIES

A. Fasteners:
   a. Concealed Fasteners: CONCEALoc hidden fasteners
   b. Screws: No. 8, 2-1/2 inch stainless steel or high quality coated composite deck screws.

PART 3 EXECUTION

3.1 EXAMINATION

A. Install according to manufactures instructions.

B. Cut, drill, and rout using carbide tipped blades.

C. Pre-drill holes located closer than 1 1/2 inches from ends of plank.

D. Cut ends square.

E. Do not use composite wood material for structural applications.

3.2 CLEANING

A. Clean surfaces regularly with a composite wood/plastic cleaner such as Corte Clean (www.corteclean.com) .

B. Power wash with a fan tipped nozzle in the direction of the grain of the planks with a maximum of 1500 psi.

END OF SECTION

GENTEK

VINYL SIDING COLOR COLLECTION

Incorporating advanced manufacturing technologies and exciting new color formulations, our extensive color palette ensures exceptional results... design inspired and architecturally beautiful.

Classic Colors

Snow White	Monterey Sand	Pearl
Linen	Wicker	Dover Gray
Sandstone	Canyon Clay	Sage
Maize	Pebble	Juniper Grove
Almond		

Designer Colors

Majestic Brick	Meadow Fern	Storm
Dark Drift	Moonlit Moss	Chesapeake Gray
Rockport Brown	Harbor Bay	Hudson Slate
Espresso	Coastal Blue	Windswept Smoke
Musket Brown (soffit only)	Midnight Surf	Iron Ore
Smoked Timber	Marine Dusk	Black (soffit only)

GENTEK®

INSULATED VINYL SIDING
4 SEQUOIA SELECT ENFUSION

VINYL SIDING
5 SEQUOIA SELECT
6 SEQUOIA SELECT BOARD & BATTEN
7 SEQUOIA SELECT EXTENDED LENGTH
8 SIGNATURE SUPREME
9 CENTENNIAL BEADED
10 CONCORD
11 AURORA II

SHAKES & SCALLOPS
12-13 FAIRHAVEN SOUND SINGLE SELECT

VINYL SOFFIT & ACCESSORIES
14 SEQUOIA SELECT Ultra-Premium Soffit
15 OXFORD Premium Soffit
16 BEADED Premium Soffit
17 FAIRWEATHER Soffit
18 Deep-Pocket Insulated Vinyl Accessories
19-25 Vinyl Accessories

ALUMINUM SIDING
26 CEDARWOOD
27 WOODGRAIN SERIES 2000
28 DELUXE

ALUMINUM SOFFIT, FASCIA & ACCESSORIES
29-30 HI-TENSILE Soffit – Poly Finish
31 DELUXE Fascia
32-34 Aluminum Accessories

STEEL SIDING
35 CEDARWOOD
36 STEELTEK SUPREME
37 STEELTEK
38 STEELSIDE
39 UNIVERSAL

STEEL FASCIA & ACCESSORIES
40 Steel Fascia
41-44 Steel Accessories

SEAMLESS STEEL COIL
45 SteelTek Supreme with Kynar PVDF

TRIM COIL
46 Steel Trim Coil
47-49 Aluminum Trim Coil

GUTTER COIL
50-51 Aluminum Gutter Coil

COLOR MATRIX
52-53 Vinyl Siding
54-55 Shakes & Scallops
54-55 Vinyl Soffit
56-57 Deep-Pocket Insulated Vinyl Accessories
58-59 Vinyl Accessories
60-61 Aluminum Siding, Soffit & Fascia
62-63 Aluminum Accessories
64-65 Steel Siding & Fascia
66-67 Steel Accessories
66-67 Seamless Steel Coil
68-69 Aluminum & Steel Trim Coil
70-71 Trim Coil – Competitive Brands
72-73 Gutter Coil

ARCHITECTURAL SPECIFICATIONS
74-75 Vinyl Architectural Specifications
76-77 Shakes & Scallops Architectural Specifications
78-79 Aluminum Architectural Specifications
80-81 Steel Architectural Specifications

Not all products are available in all markets.

SIGNATURE SUPREME® VINYL SIDING

PRODUCT CODE & DESCRIPTION		COLORS
13404 **Double 4" Clapboard** 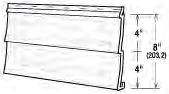	5/8" Butt (15.9) 2-4" Exposure per Panel (101.6/203.2) 12'6" Length (3810) .044" Nominal Thickness Hardwood Texture Packaging: 24 pcs. per ctn. 2 sqs. per ctn. (18.6 m²)	Snow White Almond Dover Gray Linen Maize Monterey Sand Pearl Sandstone
13436 **Double 4" Dutch Lap** 	5/8" Butt (15.9) 2-4" Exposure per Panel (101.6/203.2) 12'6" Length (3810) .044" Nominal Thickness Hardwood Texture Packaging: 24 pcs. per ctn. 2 sqs. per ctn. (18.6 m²)	Canyon Clay Juniper Grove Pebble Sage Wicker Chesapeake Gray† Dark Drift† Harbor Bay† Hudson Slate† Majestic Brick† Meadow Fern† Midnight Surf† Moonlit Moss† Rockport Brown† Storm† Windswept Smoke†
13413 **Double 5" Clapboard** 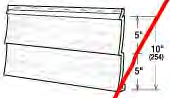	5/8" Butt (15.9) 2-5" Exposure per Panel (127/254) 12' Length (3658) .044" Nominal Thickness Hardwood Texture Packaging: 20 pcs. per ctn. 2 sqs. per ctn. (18.6 m²)	
13415 **Double 5" Dutch Lap** 	5/8" Butt (15.9) 2-5" Exposure per Panel (127/254) 12' Length (3658) .044" Nominal Thickness Hardwood Texture Packaging: 20 pcs. per ctn. 2 sqs. per ctn. (18.6 m²)	

†Designer color; D5 and D5D designer colors not offered in all markets.

CENTENNIAL™ BEADED VINYL SIDING

PRODUCT CODE & DESCRIPTION		COLORS
13629 **6-1/2" Beaded** 	11/16" Butt (17.5) 6-1/2" Exposure per Panel (165.1) 12'3-3/4" Length (3753) .044" Nominal Thickness Brushed Texture Packaging: 30 pcs. per ctn. 2 sqs. per ctn. (18.6 m²)	Snow White Almond Dover Gray Linen Maize Monterey Sand Pearl Sandstone Canyon Clay Juniper Grove Pebble Sage Wicker Chesapeake Gray† Harbor Bay† Meadow Fern† Rockport Brown† Storm†

†Designer color.

Siding Product Directory

Vinyl and Metal

April 2021

Siding • Soffit • Accessories

GENTEK®

GENTEK

VINYL SIDING COLOR COLLECTION

Incorporating advanced manufacturing technologies and exciting new color formulations, our extensive color palette ensures exceptional results... design inspired and architecturally beautiful.

Classic Colors

Snow White	Monterey Sand	Pearl
Linen	Wicker	Dover Gray
Sandstone	Canyon Clay	Sage
Maize	Pebble	Juniper Grove
Almond		

Designer Colors

Majestic Brick	Meadow Fern	Storm
Dark Drift	Moonlit Moss	Chesapeake Gray
Rockport Brown	Harbor Bay	Hudson Slate
Espresso	Coastal Blue	Windswept Smoke
Musket Brown (soffit only)	Midnight Surf	Iron Ore
Smoked Timber	Marine Dusk	Black (soffit only)

GENTEK

INSULATED VINYL SIDING
4 SEQUOIA SELECT ENFUSION

VINYL SIDING
5 SEQUOIA SELECT
6 SEQUOIA SELECT BOARD & BATTEN
7 SEQUOIA SELECT EXTENDED LENGTH
8 SIGNATURE SUPREME
9 CENTENNIAL BEADED
10 CONCORD
11 AURORA II

SHAKES & SCALLOPS
12-13 FAIRHAVEN SOUND SINGLE SELECT

VINYL SOFFIT & ACCESSORIES
14 SEQUOIA SELECT Ultra-Premium Soffit
15 OXFORD Premium Soffit
16 BEADED Premium Soffit
17 FAIRWEATHER Soffit
18 Deep-Pocket Insulated Vinyl Accessories
19-25 Vinyl Accessories

ALUMINUM SIDING
26 CEDARWOOD
27 WOODGRAIN SERIES 2000
28 DELUXE

ALUMINUM SOFFIT, FASCIA & ACCESSORIES
29-30 HI-TENSILE Soffit – Poly Finish
31 DELUXE Fascia
32-34 Aluminum Accessories

STEEL SIDING
35 CEDARWOOD
36 STEELTEK SUPREME
37 STEELTEK
38 STEELSIDE
39 UNIVERSAL

STEEL FASCIA & ACCESSORIES
40 Steel Fascia
41-44 Steel Accessories

SEAMLESS STEEL COIL
45 SteelTek Supreme with Kynar PVDF

TRIM COIL
46 Steel Trim Coil
47-49 Aluminum Trim Coil

GUTTER COIL
50-51 Aluminum Gutter Coil

COLOR MATRIX
52-53 Vinyl Siding
54-55 Shakes & Scallops
54-55 Vinyl Soffit
56-57 Deep-Pocket Insulated Vinyl Accessories
58-59 Vinyl Accessories
60-61 Aluminum Siding, Soffit & Fascia
62-63 Aluminum Accessories
64-65 Steel Siding & Fascia
66-67 Steel Accessories
66-67 Seamless Steel Coil
68-69 Aluminum & Steel Trim Coil
70-71 Trim Coil – Competitive Brands
72-73 Gutter Coil

ARCHITECTURAL SPECIFICATIONS
74-75 Vinyl Architectural Specifications
76-77 Shakes & Scallops Architectural Specifications
78-79 Aluminum Architectural Specifications
80-81 Steel Architectural Specifications

Not all products are available in all markets.

PRODUCT CODE & DESCRIPTION

13570 Double 5" Dutch Lap

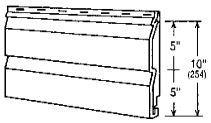

3/4" Butt (19)
Panel Projection 1-1/4" with foam
2-5" Exposure per Panel (127/254)
16'4" Length (4979)
.046" Nominal Thickness
Cedargrain Texture

Packaging:
7 pcs. per ctn.
.95 sq. per ctn. (8.84 m²)

13575 Double 6" Clapboard

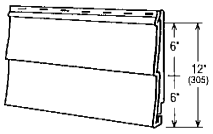

3/4" Butt (19)
Panel Projection 1-1/4" with foam
2-6" Exposure per Panel (152.4/304.8)
16'8" Length (5080)
.046" Nominal Thickness
Cedargrain Texture

Packaging:
6 pcs. per ctn.
1 sq. per ctn. (9.3 m²)

COLORS

Snow White

Almond
Dover Gray

Canyon Clay
Juniper Grove
Pebble
Sage
Wicker

Chesapeake Gray†
Dark Drift†
Harbor Bay†
Hudson Slate†
Meadow Fern†
Midnight Surf†
Moonlit Moss†
Storm†
Windswept Smoke†

†Designer color.

For deep-pocket insulated vinyl siding accessories, see page 18.

For Complete Vinyl Siding Colors, See Matrix On Pages 52-53.
For metric, unless indicated otherwise, all measurements are in millimeters (mm).

GENTEK

PRODUCT CODE & DESCRIPTION

13715 Double 4" Clapboard

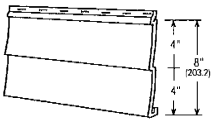

3/4" Butt (19)
2-4" Exposure per Panel (101.6/203.2)
12'6" Length (3810)
.046" Nominal Thickness
Cedargrain Texture

Packaging:
24 pcs. per ctn.
2 sqs. per ctn. (18.6 m²)

13714 Double 4-1/2" Dutch Lap

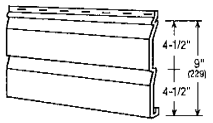

3/4" Butt (19)
2-4.5" Exposure per Panel (114.5/229)
12'1" Length (3683)
.046" Nominal Thickness
Cedargrain Texture

Packaging:
22 pcs. per ctn.
2 sqs. per ctn. (18.6 m²)

13719 Double 5" Clapboard

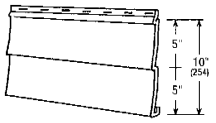

3/4" Butt (19)
2-5" Exposure per Panel (127/254)
12' Length (3658)
.046" Nominal Thickness
Cedargrain Texture

Packaging:
20 pcs. per ctn.
2 sqs. per ctn. (18.6 m²)

13741 Double 5" Dutch Lap†

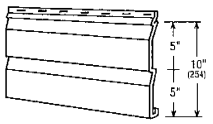

3/4" Butt (19)
2-5" Exposure per Panel (127/254)
12' Length (3658)
.046" Nominal Thickness
Cedargrain Texture

Packaging:
20 pcs. per ctn.
2 sqs. per ctn. (18.6 m²)

COLORS

Snow White

Almond
Dover Gray
Linen
Maize
Monterey Sand
Pearl
Sandstone

Canyon Clay
Juniper Grove
Pebble
Sage
Wicker

Chesapeake Gray†
Coastal Blue†
Dark Drift†
Espresso†
Harbor Bay†
Hudson Slate†
Iron Ore†
Majestic Brick†
Marine Dusk†
Meadow Fern†
Midnight Surf†
Moonlit Moss†
Rockport Brown†
Smoked Timber†
Storm†
Windswept Smoke†

†Designer colors not available in all markets.

GENTEK

SEQUOIA SELECT® VINYL SIDING
BOARD & BATTEN

PRODUCT CODE & DESCRIPTION

13373
7" Board & Batten

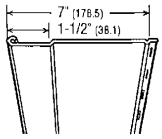

1/2" Batten Height (12.7)
1-1/2" Batten Width (38.1)
7" Exposure per Panel (178.5)
10' Length (3048)
.048" Nominal Thickness
Light Roughsawn Texture

Packaging:
17 pcs. per ctn.
1 sq. per ctn. (9.2 m²)

COLORS

Snow White

Almond
Dover Gray
Linen
Maize
Monterey Sand
Pearl
Sandstone

Canyon Clay
Juniper Grove
Pebble
Sage
Wicker

Chesapeake Gray†
Coastal Blue†
Dark Drift†
Espresso†
Harbor Bay†
Hudson Slate†
Iron Ore†
Majestic Brick†
Marine Dusk†
Meadow Fern†
Midnight Surf†
Moonlit Moss†
Rockport Brown†
Smoked Timber†
Storm†
Windswept Smoke†

†Designer colors not available in all markets.

For Complete Vinyl Siding Colors, See Matrix On Pages 52-53.
For metric, unless indicated otherwise, all measurements are in millimeters (mm).

SEQUOIA SELECT® VINYL SIDING
EXTENDED LENGTH

PRODUCT CODE & DESCRIPTION

13710
Double 4"
Clapboard

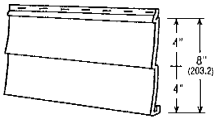

3/4" Butt (19)
2-4" Exposure per Panel (101.6/203.2)
16'1" Length (4903)
.046" Nominal Thickness
Cedargrain Texture

Packaging:
14 pcs. per ctn.
1.5 sqs. per ctn. (14 m²)

13742
Double 5"
Dutch Lap

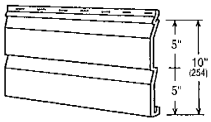

3/4" Butt (19)
2-5" Exposure per Panel (127/254)
16'4" Length (4979)
.046" Nominal Thickness
Cedargrain Texture

Packaging:
11 pcs. per ctn.
1.5 sqs. per ctn. (14 m²)

COLORS

Snow White

Almond
Dover Gray
Linen
Maize
Monterey Sand
Pearl
Sandstone

Canyon Clay
Juniper Grove
Pebble
Sage
Wicker

Chesapeake Gray†
Coastal Blue†
Dark Drift†
Espresso†
Harbor Bay†
Hudson Slate†
Iron Ore†
Majestic Brick†
Marine Dusk†
Meadow Fern†
Midnight Surf†
Moonlit Moss†
Rockport Brown†
Smoked Timber†
Storm†
Windswept Smoke†

†Designer colors not available in all markets.

SIGNATURE SUPREME® VINYL SIDING

PRODUCT CODE & DESCRIPTION | COLORS

13404
Double 4" Clapboard

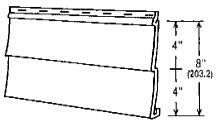

5/8" Butt (15.9)
2-4" Exposure per Panel (101.6/203.2)
12'6" Length (3810)
.044" Nominal Thickness
Hardwood Texture

Packaging:
24 pcs. per ctn.
2 sqs. per ctn. (18.6 m²)

Snow White

Almond
Dover Gray
Linen
Maize
Monterey Sand
Pearl
Sandstone

13436
Double 4" Dutch Lap

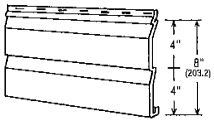

5/8" Butt (15.9)
2-4" Exposure per Panel (101.6/203.2)
12'6" Length (3810)
.044" Nominal Thickness
Hardwood Texture

Packaging:
24 pcs. per ctn.
2 sqs. per ctn. (18.6 m²)

Canyon Clay
Juniper Grove
Pebble
Sage
Wicker

Chesapeake Gray†
Dark Drift†
Harbor Bay†
Hudson Slate†
Majestic Brick†
Meadow Fern†
Midnight Surf†
Moonlit Moss†
Rockport Brown†
Storm†
Windswept Smoke†

†Designer color; D5 and D5D designer colors not offered in all markets.

13413
Double 5" Clapboard

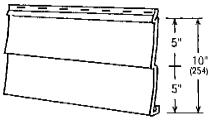

5/8" Butt (15.9)
2-5" Exposure per Panel (127/254)
12' Length (3658)
.044" Nominal Thickness
Hardwood Texture

Packaging:
20 pcs. per ctn.
2 sqs. per ctn. (18.6 m²)

13415
Double 5" Dutch Lap

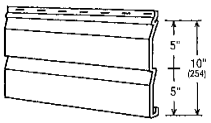

5/8" Butt (15.9)
2-5" Exposure per Panel (127/254)
12' Length (3658)
.044" Nominal Thickness
Hardwood Texture

Packaging:
20 pcs. per ctn.
2 sqs. per ctn. (18.6 m²)

For Complete Vinyl Siding Colors, See Matrix On Pages 52-53.
For metric, unless indicated otherwise, all measurements are in millimeters (mm).

CENTENNIAL™ BEADED VINYL SIDING

PRODUCT CODE & DESCRIPTION | COLORS

13629
6-1/2" Beaded

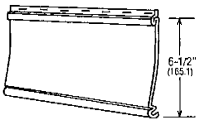

11/16" Butt (17.5)
6-1/2" Exposure per Panel (165.1)
12'3-3/4" Length (3753)
.044" Nominal Thickness
Brushed Texture

Packaging:
30 pcs. per ctn.
2 sqs. per ctn. (18.6 m²)

Snow White

Almond
Dover Gray
Linen
Maize
Monterey Sand
Pearl
Sandstone

Canyon Clay
Juniper Grove
Pebble
Sage
Wicker

Chesapeake Gray†
Harbor Bay†
Meadow Fern†
Rockport Brown†
Storm†

†Designer color.

CONCORD® | VINYL SIDING

PRODUCT CODE & DESCRIPTION		COLORS
13904 **Double 4"** **Clapboard** 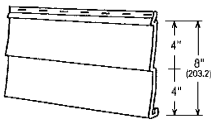	1/2" Butt (12.7) 2-4" Exposure per Panel (101.6/203.2) 12'6" Length (3810) .042" Nominal Thickness Light Roughsawn Texture Packaging: 24 pcs. per ctn. 2 sqs. per ctn. (18.6 m²)	Snow White Almond Dover Gray Linen Maize Monterey Sand Pearl Sandstone
13912 **Double 4"** **Dutch Lap** 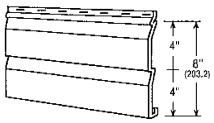	1/2" Butt (12.7) 2-4" Exposure per Panel (101.6/203.2) 12'6" Length (3810) .042" Nominal Thickness Light Roughsawn Texture Packaging: 24 pcs. per ctn. 2 sqs. per ctn. (18.6 m²)	Canyon Clay Juniper Grove Pebble Sage Wicker Chesapeake Gray† Dark Drift† Harbor Bay† Hudson Slate† Meadow Fern† Storm† Windswept Smoke† †Designer color, D5 and D5D designer colors not offered in all markets.
13939 **Double 5"** **Clapboard** 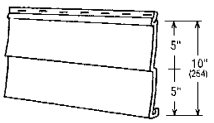	1/2" Butt (12.7) 2-5" Exposure per Panel (127/254) 12' Length (3658) .042" Nominal Thickness Light Roughsawn Texture Packaging: 20 pcs. per ctn. 2 sqs. per ctn. (18.6 m²)	
13930 **Double 5"** **Dutch Lap** 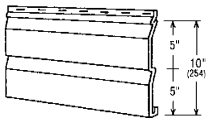	1/2" Butt (12.7) 2-5" Exposure per Panel (127/254) 12' Length (3658) .042" Nominal Thickness Light Roughsawn Texture Packaging: 20 pcs. per ctn. 2 sqs. per ctn. (18.6 m²)	

For Complete Vinyl Siding Colors, See Matrix On Pages 52-53.
For metric, unless indicated otherwise, all measurements are in millimeters (mm).

AURORA™ II | VINYL SIDING

PRODUCT CODE & DESCRIPTION		COLORS
13825 **Double 4"** **Clapboard** 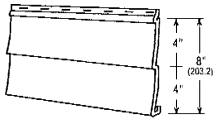	7/16" Butt (11.1) 2-4" Exposure per Panel (101.6/203.2) 12'6" Length (3810) .040" Nominal Thickness Cedargrain Texture Packaging: 24 pcs. per ctn. 2 sqs. per ctn. (18.6 m²)	Snow White Almond Dover Gray Linen Maize Monterey Sand Pearl Sandstone
13826 **Double 4-1/2"** **Dutch Lap** 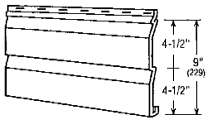	7/16" Butt (11.1) 2-4.5" Exposure per Panel (114.5/229) 12'1" Length (3683) .040" Nominal Thickness Cedargrain Texture Packaging: 22 pcs. per ctn. 2 sqs. per ctn. (18.6 m²)	Canyon Clay Juniper Grove Pebble Sage Wicker Chesapeake Gray† Storm† †Designer color.

PRODUCT CODE & DESCRIPTION | COLORS*

13988 Traditional Shake

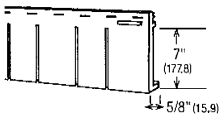

5/8" Butt (15.9)
7" Single Exposure (177.8)
6'9" Length (2057.4)
.085" Nominal Thickness
Natural Cedar Texture
Polypropylene

Packaging:
13 pcs. per ctn.
.5 sq. per ctn. (4.65 m²)

Snow White

Almond
Dover Gray
Linen
Maize
Monterey Sand
Pearl
Sandstone

13992 Scallop

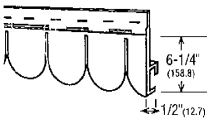

1/2" Butt (12.7)
6-1/4" Single Exposure (158.8)
6'4" Length (1930.4)
.085" Nominal Thickness
Natural Cedar Texture
Polypropylene

Packaging:
15 pcs. per ctn.
.5 sq. per ctn. (4.65 m²)

Canyon Clay
Juniper Grove
Pebble
Sage
Wicker

Chesapeake Gray†
Coastal Blue†
Dark Drift†
Espresso†
Harbor Bay†
Hudson Slate†
Iron Ore†
Majestic Brick†
Marine Dusk†
Meadow Fern†
Midnight Surf†
Moonlit Moss†
Rockport Brown†
Smoked Timber†
Storm†
Windswept Smoke†

†Designer color.

13994 Cape Cod Shingle

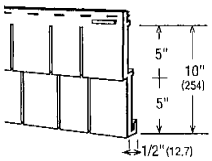

1/2" Butt (12.7)
2-5" Exposure per Panel (127/254)
5'5" Length (1651)
.075" Nominal Thickness
Natural Cedar Texture
Polypropylene

Packaging:
11 pcs. per ctn.
.5 sq. per ctn. (4.65 m²)

13993 Hand-Split Shake

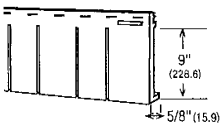

5/8" Butt (15.9)
9" Single Exposure (228.6)
6'4-1/2" Length (1943.1)
.100" Nominal Thickness
Polypropylene
Deep Cedargrain Texture
Staggered Bottom Edge

Packaging:
11 pcs. per ctn.
.5 sq. per ctn. (4.65 m²)

*Some colors are special order. See sales representative for specific details.

For Complete Shake, Scallop & Vinyl Soffit Colors, See Matrix On Pages 54-55.
For metric, unless indicated otherwise, all measurements are in millimeters (mm).

PRODUCT CODE & DESCRIPTION | COLORS*

14972 Traditional Shake Corner

15.86" Length (402.8)
Natural Cedar Texture

Packaging:
10 pcs. per ctn.
13.2 lineal ft. per ctn. (4 m)

Snow White

Almond
Dover Gray
Linen
Maize
Monterey Sand
Pearl
Sandstone

14974 Hand-Split Shake Corner

20.18" Length (512.6)
Deep Cedargrain Texture

Packaging:
10 pcs. per ctn.
16.8 lineal ft. per ctn. (5.1 m)

Canyon Clay
Juniper Grove
Pebble
Sage
Wicker

Chesapeake Gray†
Coastal Blue†
Dark Drift†
Espresso†
Harbor Bay†
Hudson Slate†
Iron Ore†
Majestic Brick†
Marine Dusk†
Meadow Fern†
Midnight Surf†
Moonlit Moss†
Rockport Brown†
Smoked Timber†
Storm†
Windswept Smoke†

†Designer color.

15160 Starter Strip*

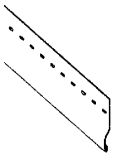

10' Length (3.1 m)

Packaging:
25 pcs. per ctn.
250 lineal ft. per ctn. (76.2 m)

No Color

*Aluminum starter strip.

13998 AccuClip

Packaging:
25 pcs. per bag
4 bags per ctn.

Stainless steel install clip secures top course of shake and scallops.

SEQUOIA SELECT® ULTRA-PREMIUM | VINYL SOFFIT

PRODUCT CODE & DESCRIPTION		COLORS
16388 **12" T-4** **Solid Soffit/** **Vertical Siding** 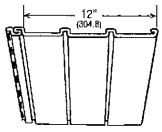	12" Exposure per Panel (304.8) 12' Length (3658) .044" Nominal Thickness 3/4" Nominal Panel Projection Matte Texture Packaging: 16 pcs. per ctn. 1.92 sqs. per ctn. (17.8 m²)	Snow White Almond Dover Gray Linen Maize Monterey Sand Pearl Sandstone
16386 **12" T-4** **Soffit/Hidden Vent** 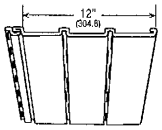	12" Exposure per Panel (304.8) 12' Length (3658) .044" Nominal Thickness 3/4" Nominal Panel Projection Matte Texture 10 sq. inches ventilation per lineal foot Packaging: 16 pcs. per ctn. 1.92 sqs. per ctn. (17.8 m²)	Canyon Clay Juniper Grove Pebble Sage Wicker Musket Brown†

†Designer color; soffit use only.

OXFORD® PREMIUM | VINYL SOFFIT

PRODUCT CODE & DESCRIPTION		COLORS
16312 **10" D-5** **Solid Soffit/** **Vertical Siding** 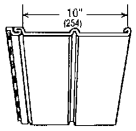	10" Exposure per Panel (254) 10' Length (3048) .042" Nominal Thickness 1/2" Nominal Panel Projection Light Roughsawn Texture Packaging: 24 pcs. per ctn. 2 sqs. per ctn. (18.6 m²)	Snow White Almond Dover Gray Linen Maize Monterey Sand Pearl Sandstone
16321 **10" D-5** **Solid Soffit/** **Vertical Siding** 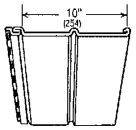	10" Exposure per Panel (254) 12' Length (3658) .042" Nominal Thickness 1/2" Nominal Panel Projection Light Roughsawn Texture Packaging: 20 pcs. per ctn. 2 sqs. per ctn. (18.6 m²)	Canyon Clay Juniper Grove Pebble Sage Wicker Black†* Chesapeake Gray† Musket Brown†* Storm†
16320 **10" D-5** **Fully Vented Soffit** 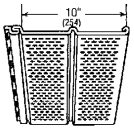	10" Exposure per Panel (254) 12' Length (3658) .042" Nominal Thickness 1/2" Nominal Panel Projection Light Roughsawn Texture 5.3 sq. inches ventilation per lineal foot Packaging: 20 pcs. per ctn. 2 sqs. per ctn. (18.6 m²)	

†Designer color.
*Soffit use only.

For Complete Shake, Scallop & Vinyl Soffit Colors, See Matrix On Pages 54-55.
For metric, unless indicated otherwise, all measurements are in millimeters (mm).

BEADED PREMIUM | VINYL SOFFIT

PRODUCT CODE & DESCRIPTION		COLORS
16345 **8" Solid Soffit***	8" Exposure per Panel (203.2) 12'6" Length (3810) .042" Nominal Thickness 3/8" Nominal Panel Projection Matte Texture Packaging: 12 pcs. per ctn. 1 sq. per ctn. (9.29 m²) *Soffit use only.	Snow White Linen Monterey Sand Canyon Clay Juniper Grove Pebble Wicker
16346 **8" Vented Soffit**	8" Exposure per Panel (203.2) 12'6" Length (3810) .042" Nominal Thickness 3/8" Nominal Panel Projection Matte Texture 2.4 sq. inches ventilation per lineal foot Packaging: 12 pcs. per ctn. 1 sq. per ctn. (9.29 m²)	

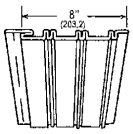

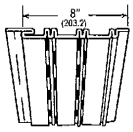

FAIRWEATHER® | VINYL SOFFIT

PRODUCT CODE & DESCRIPTION		COLORS
16550 **12" T-4** **Solid Soffit/** **Vertical Siding**	12" Exposure per Panel (304.8) 12' Length (3658) .040" Nominal Thickness 1/2" Nominal Panel Projection Brushed Texture Packaging: 16 pcs. per ctn. 1.92 sqs. per ctn. (17.8 m²)	Snow White Almond Dover Gray Linen Maize Monterey Sand Pearl Sandstone
16570 **12" T-4** **Center Vented Soffit***	12" Exposure per Panel (304.8) 12' Length (3658) .040" Nominal Thickness 1/2" Nominal Panel Projection Brushed Texture 2.3 sq. inches ventilation per lineal foot Packaging: 16 pcs. per ctn. 1.92 sqs. per ctn. (17.8 m²) *Available in Snow White only.	Canyon Clay Juniper Grove Pebble Sage Wicker Chesapeake Gray† Musket Brown†** Storm†
16590 **12" T-4** **Fully Vented Soffit**	12" Exposure per Panel (304.8) 12' Length (3658) .040" Nominal Thickness 1/2" Nominal Panel Projection Brushed Texture 7.1 sq. inches ventilation per lineal foot Packaging: 16 pcs. per ctn. 1.92 sqs. per ctn. (17.8 m²)	†Designer color. **Soffit use only.

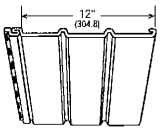

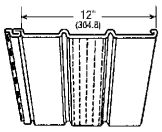

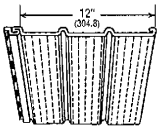

For Complete Shake, Scallop & Vinyl Soffit Colors, See Matrix On Pages 54-55.
For metric, unless indicated otherwise, all measurements are in millimeters (mm).

PRODUCT CODE & DESCRIPTION | COLORS

14518
4"
Outside Corner Post with Foam

4" Face (101.6)
10' Length (3048)
Brushed Texture

Packaging:
10 pcs. per ctn.
100 lineal ft. per ctn. (30.5 m)

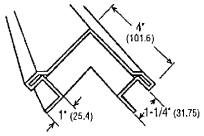

See Matrix On Pages 56-57.

14061
1-1/4" J-Channel with 1" Face

12' Length (3658)
Brushed Texture

Packaging:
30 pcs. per ctn.
432 lineal ft. per ctn. (131.7 m)

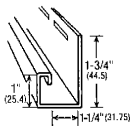

K661945
Easy Start Starter Strip

12'6" Length (3810)

Packaging:
24 pcs. per ctn.
300 lineal ft. per ctn. (91.5 m)

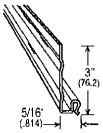

For Complete Insulated Vinyl Accessory Colors, See Matrix On Pages 56-57.
For metric, unless indicated otherwise, all measurements are in millimeters (mm).

PRODUCT CODE & DESCRIPTION | COLORS

14515
3-1/2"
Outside Corner Post

3-1/2" Face (88.9)
10' Length (3048)
Brushed Texture

Packaging:
10 pcs. per ctn.
100 lineal ft. per ctn. (30.5 m)

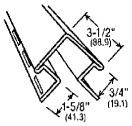

See Matrix On Pages 58-59.

14525
3"
Outside Corner Post

3" Face (76.2)
10' Length (3048)
Brushed Texture

Packaging:
10 pcs. per ctn.
100 lineal ft. per ctn. (30.5 m)

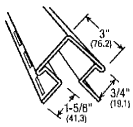

15030
Bay & Bow
Outside Corner Post

2" Face (50.8)
12'6" Length (3810)
Matte Texture

Packaging:
10 pcs. per ctn.
125 lineal ft. per ctn. (38 m)

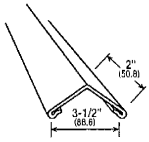

14981
6" Designer
Outside Corner Post

6" Face (152.4)
20' Length (6096)
Brushed Texture

Packaging:
5 pcs. per ctn.
100 lineal ft. per ctn. (30.5 m)

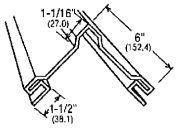

For Complete Vinyl Accessory Colors, See Matrix On Pages 58-59.

PRODUCT CODE & DESCRIPTION		COLORS
15026 **7" Fluted Corner Post with Foam Insert** 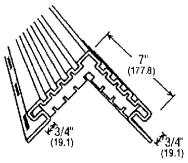	20' Length (6096) Matte Texture Packaging: 5 pcs. per ctn. 100 lineal ft. per ctn. (30.5 m)	See Matrix On Pages 58-59.
15020 **Beaded Corner Post with Foam Insert** 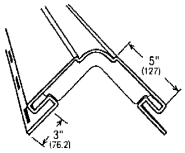	20' Length (6096) Matte Texture Packaging: 5 pcs. per ctn. 100 lineal ft. per ctn. (30.5 m)	
14110 **3/4" Inside Corner Post** 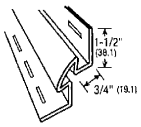	10' Length (3048) Brushed Texture Packaging: 10 pcs. per ctn. 100 lineal ft. per ctn. (30.5 m)	
14098 **1/2" J-Channel** 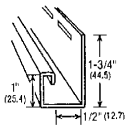	12' Length (3658) Brushed Texture Packaging: 40 pcs. per ctn. 480 lineal ft. per ctn. (146.3 m)	

For Complete Vinyl Accessory Colors, See Matrix On Pages 58-59.
For metric, unless indicated otherwise, all measurements are in millimeters (mm).

PRODUCT CODE & DESCRIPTION		COLORS
14057 **5/8" Premium J-Channel** 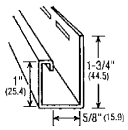	12' Length (3658) Brushed Texture Packaging: 40 pcs. per ctn. 480 lineal ft. per ctn. (146.3 m)	See Matrix On Pages 58-59.
14095 **3/4" Premium J-Channel** 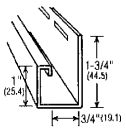	12' Length (3658) Brushed Texture Packaging: 40 pcs. per ctn. 480 lineal ft. per ctn. (146.3 m)	
14092 **1-1/8" J-Channel** 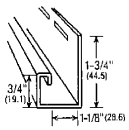	12' Length (3658) Brushed Texture Packaging: 40 pcs. per ctn. 480 lineal ft. per ctn. (146.3 m)	
14061 (Special Order) **1-1/4" J-Channel* with 1" Face** 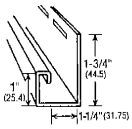	12' Length (3658) Brushed Texture Packaging: 30 pcs. per ctn. 432 lineal ft. per ctn. (131.7 m) *Can be used with Sequoia Select EnFusion insulated siding.	

PRODUCT CODE & DESCRIPTION		COLORS
14072 (Special Order) **1-1/2" J-Channel** 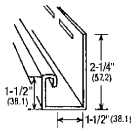	12' Length (3658) Brushed Texture Packaging: 30 pcs. per ctn. 360 lineal ft. per ctn. (109.8 m)	See Matrix On Pages 58-59.
14093 **2-1/2" Wide Face J-Channel** 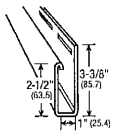	12' Length (3658) Brushed Texture Packaging: 18 pcs. per ctn. 216 lineal ft. per ctn. (65.8 m)	
14078 **Undersill Trim*** 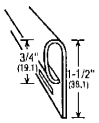	12' Length (3658) Brushed Texture Packaging: 40 pcs. per ctn. 480 lineal ft. per ctn. (146.3 m) *Also used as a starter strip for 5" lineal.	
14995 **Double Undersill Trim** 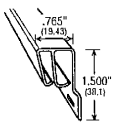	12'6" Length (3658) Smooth Texture Packaging: 20 pcs. per ctn. 250 lineal ft. per ctn. (76.2 m)	

For Complete Vinyl Accessory Colors, See Matrix On Pages 58-59.
For metric, unless indicated otherwise, all measurements are in millimeters (mm).

PRODUCT CODE & DESCRIPTION		COLORS
14983 **Drip Cap** 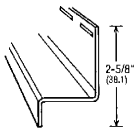	12' Length (3658) Brushed Texture Packaging: 45 pcs. per ctn. 540 lineal ft. per ctn. (164.6 m)	See Matrix On Pages 58-59.
14587 **3-1/2" Window/Door Surround*** 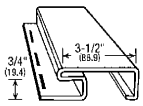	3-1/2" Face (88.9) 20' Length (6096) Matte Texture Packaging: 5 pcs. per ctn. 100 lineal ft. per ctn. (30.5 m) *Use with surround starter (14989).	
15005 **5" Window/Door Surround*** 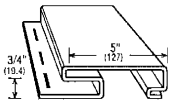	5" Face (127) 20' Length (6096) Matte Texture Packaging: 10 pcs. per ctn. 200 lineal ft. per ctn. (61 m) *Use undersill trim (14078) as starter.	
14989 **Surround Starter** 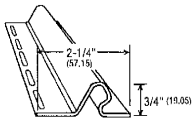	12' Length (3658) Packaging: 25 pcs. per ctn. 300 lineal ft. per ctn. (91.4 m)	

PRODUCT CODE & DESCRIPTION		COLORS
14980 **Starter Strip***	12' Length (3658) Packaging: 40 pcs. per ctn. 480 lineal ft. per ctn. (146.3 m) *For Sequoia Select vinyl siding, use aluminum starter strip (0109025) located on page 33.	See Matrix On Pages 58-59.

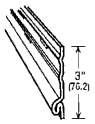

14094 **F-Channel**	12' Length (3658) Brushed Texture Packaging: 24 pcs. per ctn. 288 lineal ft. per ctn. (87.8 m)	

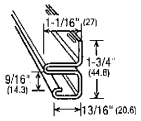

14086 **3/4" F-Channel**	12'6" Length (3810) Brushed Texture Packaging: 32 pcs. per ctn. 400 lineal ft. per ctn. (122 m)	

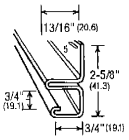

14986 **3/8" Soffit Cove J-Channel**	12'6" Length (3810) Matte Texture Packaging: 24 pcs. per ctn. 300 lineal ft. per ctn. (91.5 m)	

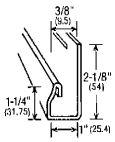

For Complete Vinyl Accessory Colors, See Matrix On Pages 58-59.
For metric, unless indicated otherwise, all measurements are in millimeters (mm).

PRODUCT CODE & DESCRIPTION		COLORS
14099 **Soffit Double Channel**	12' Length (3658) Brushed Texture Packaging: 20 pcs. per ctn. 240 lineal ft. per ctn. (73.2 m)	See Matrix On Pages 58-59.

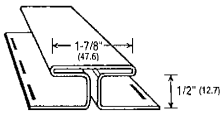

CEDARWOOD® | ALUMINUM SIDING

ALUMINUM SIDING

PRODUCT CODE & DESCRIPTION		COLORS
0010008 **Double 5"** **Clapboard**	1/2" Butt (12.7) 2-5" Exposure per Panel (127/254) 12' Length (3658) PVDF Finish (Kynar) Woodgrain Texture Variegated Colors	Aspen Gray Chestnut Brown Maple Tan Tawny Oak

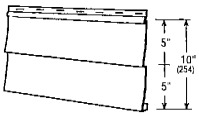

Packaging:
20 pcs. per ctn.
2 sqs. per ctn. (18.58 m²)

For Complete Aluminum Siding, Soffit & Fascia Colors, See Matrix On Pages 60-61.
For metric, unless indicated otherwise, all measurements are in millimeters (mm).

WOODGRAIN™ SERIES 2000 | ALUMINUM SIDING

ALUMINUM SIDING

PRODUCT CODE & DESCRIPTION		COLORS
0008201 **Double 4"** **Clapboard**	1/2" Butt (12.7) 2-4" Exposure per Panel (101.6/203.2) 12'6" Length (3810) Poly Finish Woodgrain Texture	Bright White ——— Almond Canyon Clay Dover Gray Sandstone Wicker

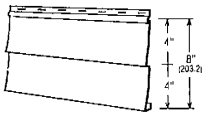

Packaging:
24 pcs. per ctn.
2 sqs. per ctn. (18.58 m²)

DELUXE™
ALUMINUM SIDING

ALUMINUM SIDING

PRODUCT CODE & DESCRIPTION		COLORS
0001012 **Double 4"** **Clapboard** 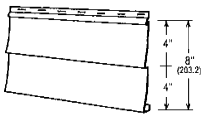 	1/2" Butt (12.7) 2-4" Exposure per Panel (101.6/203.2) 12'6" Length (3810) Poly Finish Smooth Texture Packaging: 24 pcs. per ctn. 2 sqs. per ctn. (18.58 m²)	Bright White
0001011 **8" Clapboard** 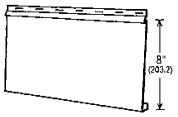 	1/2" Butt (12.7) 8" Exposure per Panel (203.2) 12'6" Length (3810) Poly Finish Smooth Texture Packaging: 24 pcs. per ctn. 2 sqs. per ctn. (18.58 m²)	

For Complete Aluminum Siding, Soffit & Fascia Colors, See Matrix On Pages 60-61.
For metric, unless indicated otherwise, all measurements are in millimeters (mm).

HI-TENSILE™ ALUMINUM SOFFIT

PRODUCT CODE & DESCRIPTION		COLORS
0520036 **12" T-4** **Solid** 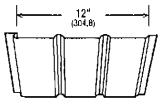 	12" Exposure per Panel (304.8) 12' Length (3658) Poly Finish Smooth Texture Packaging: 16 pcs. per ctn. 1.92 sqs. per ctn. (17.8 m²)	Bright White Almond Black Bronze Brownstone Canyon Clay Dover Gray Grecian Green Linen Musket Brown Norwood Pebble Royal Brown Sage Sandstone Terratone Thistle Wicker
0516036 **12" T-4** **Center Vented** 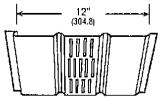 	12" Exposure per Panel (304.8) 12' Length (3658) Poly Finish Smooth Texture 3.9 sq. inches ventilation per lineal foot Packaging: 16 pcs. per ctn. 1.92 sqs. per ctn. (17.8 m²)	
0515036 **12" T-4** **Fully Vented** 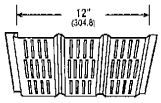 	12" Exposure per Panel (304.8) 12' Length (3658) Poly Finish Smooth Texture 11.6 sq. inches ventilation per lineal foot Packaging: 16 pcs. per ctn. 1.92 sqs. per ctn. (17.8 m²)	

HI-TENSILE™ | ALUMINUM SOFFIT

PRODUCT CODE & DESCRIPTION		COLORS
0540663 **16" Quad-4** **Solid**	16" Exposure per Panel (406.4) 12' Length (3658) Poly Finish Smooth Texture Packaging: 12 pcs. per ctn. 1.92 sqs. per ctn. (17.8 m²)	Bright White
		Almond Brownstone Canyon Clay Charcoal Dover Gray Grecian Green Linen Musket Brown Norwood Pebble Royal Brown Sage Sandstone Terratone Thistle Wicker
0540661 **16" Quad-4** **Center Vented**	16" Exposure per Panel (406.4) 12' Length (3658) Poly Finish Smooth Texture 7.8 sq. inches ventilation per lineal foot Packaging: 12 pcs. per ctn. 1.92 sqs. per ctn. (17.8 m²)	

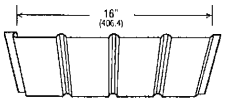

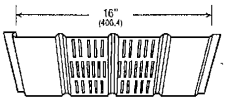

For Complete Aluminum Siding, Soffit & Fascia Colors, See Matrix On Pages 60-61.
For metric, unless indicated otherwise, all measurements are in millimeters (mm).

DELUXE™ | ALUMINUM FASCIA

PRODUCT CODE & DESCRIPTION		COLORS
0525006 **6" Fascia**	12'6" Length (3810) Poly Finish Smooth Texture Packaging: 24 pcs. per ctn. 300 lineal ft. per ctn. (91.5 m)	Bright White
		Almond Black Bronze Brownstone Canyon Clay Charcoal Dover Gray Grecian Green Linen Musket Brown Norwood Pebble Royal Brown Sage Sandstone Terratone Thistle Wicker
0525008 **8" Fascia**	12'6" Length (3810) Poly Finish Smooth Texture Packaging: 24 pcs. per ctn. 300 lineal ft. per ctn. (91.5 m)	

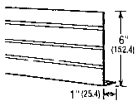

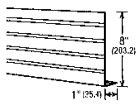

PRODUCT CODE & DESCRIPTION		COLORS
0103501 **Deluxe™ Outside Corner Post**	2-1/2" Face (63.5) 10' Length (3048) Poly Finish Smooth Texture Packaging: 10 pcs. per ctn. 100 lineal ft. per ctn. (30.5 m)	See Matrix On Pages 62-63.
0103508 **Woodgrain™ Outside Corner Post**	2-1/2" Face (63.5) 10' Length (3048) Poly Finish Woodgrain Texture Packaging: 10 pcs. per ctn. 100 lineal ft. per ctn. (30.5 m)	
0104209 **3/4" J-Channel**	12' Length (3658) Poly Finish Smooth Texture Packaging: 40 pcs. per ctn. 480 lineal ft. per ctn. (146.3 m)	
0108609 **Snap-Lock Finish Trim**	12' Length (3658) Poly Finish Smooth Texture Packaging: 40 pcs. per ctn. 480 lineal ft. per ctn. (146.3 m)	

For Complete Aluminum Accessory Colors, See Matrix On Pages 62-63.
For metric, unless indicated otherwise, all measurements are in millimeters (mm).

PRODUCT CODE & DESCRIPTION		COLORS
0109025 **2-1/2" Starter Strip**	10' Length (3048) Packaging: 50 pcs. per ctn. 500 lineal ft. per ctn. (152.4 m)	See Matrix On Pages 62-63.
0103510 **Cedarwood® Outside Corner Post**	2-1/2" Face (63.5) 10' Length (3048) PVDF Finish (Kynar) Woodgrain Texture Variegated Colors Packaging: 10 pcs. per ctn. 100 lineal ft. per ctn. (30.5 m)	
0104219 **Cedarwood® 3/4" J-Channel**	12' Length (3658) PVDF Finish (Kynar) Smooth Texture Variegated Colors Packaging: 40 pcs. per ctn. 480 lineal ft. per ctn. (146.3 m)	
0108619 **Cedarwood® Snap-Lock Finish Trim**	12' Length (3658) PVDF Finish (Kynar) Smooth Texture Variegated Colors Packaging: 40 pcs. per ctn. 480 lineal ft. per ctn. (146.3 m)	

PRODUCT CODE & DESCRIPTION		COLORS
0199033 **Cedarwood® Touch-Up Paint**	Packaging: 6 pcs. per ctn. Variegated Colors	See Matrix On Pages 62-63.

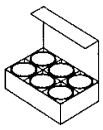

0530002 **Reverse Frieze Moulding**	12'6" Length (3810) Poly Finish Smooth Texture Packaging: 24 pcs. per ctn. 300 lineal ft. per ctn. (91.5 m)	

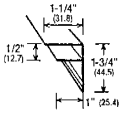

0530008 **1/2" Soffit J-Channel**	12'6" Length (3810) Poly Finish Smooth Texture Packaging: 40 pcs. per ctn. 500 lineal ft. per ctn. (152.4 m)	

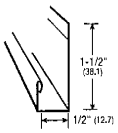

0530015 **Drip Edge Style D**	10' Length (3048) Poly Finish Smooth Texture Packaging: 25 pcs. per ctn. 250 lineal ft. per ctn. (76.2 m)	

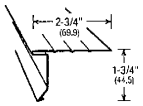

For Complete Aluminum Accessory Colors, See Matrix On Pages 62-63.
For metric, unless indicated otherwise, all measurements are in millimeters (mm).

PRODUCT CODE & DESCRIPTION		COLORS
1718002 **Double 4"**	1/2" Butt (12.7) 2-4" Exposure per Panel (101.6/203.2) 12'6" Length (3810) PVDF Finish (Kynar) Woodgrain Texture Variegated Colors Packaging: 12 pcs. per ctn. 1 sq. per ctn. (9.29 m²)	Aspen Gray Chestnut Brown Coastal Redwood Maple Tan Tawny Oak

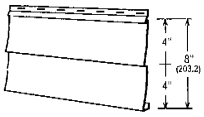

1718001 **8"**	1/2" Butt (12.7) 8" Exposure per Panel (203.2) 12'6" Length (3810) PVDF Finish (Kynar) Woodgrain Texture Variegated Colors Packaging: 12 pcs. per ctn. 1 sq. per ctn. (9.29 m²)	

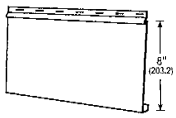

For Complete Steel Siding & Fascia Colors, See Matrix On Pages 64-65.

PRODUCT CODE & DESCRIPTION

1724004 Double 4" Clapboard

1/2" Butt (12.7)
2-4" Exposure per Panel (101.6/203.2)
12'6" Length (3810)
PVDF Finish (Kynar)
Roughsawn Texture

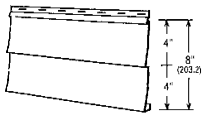

Packaging:
12 pcs. per ctn.
1 sq. per ctn. (9.29 m²)

1724005 Double 5" Clapboard

1/2" Butt (12.7)
2-5" Exposure per Panel (127/254)
12' Length (3658)
PVDF Finish (Kynar)
Roughsawn Texture

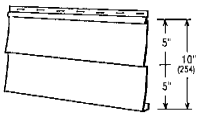

Packaging:
10 pcs. per ctn.
1 sq. per ctn. (9.29 m²)

1724008 8" Clapboard

1/2" Butt (12.7)
8" Exposure per Panel (203.2)
12'6" Length (3810)
PVDF Finish (Kynar)
Roughsawn Texture

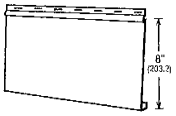

Packaging:
12 pcs. per ctn.
1 sq. per ctn. (9.29 m²)

1724012 12" Vertical Board & Batten

5/8" Batten Height (15.9)
2" Batten Width (50.8)
12" Exposure per Panel (304.8)
10' Length (3048)
PVDF Finish (Kynar)
Medium Woodgrain Texture

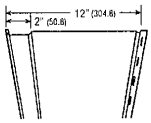

Packaging:
10 pcs. per ctn.
1 sq. per ctn. (9.29 m²)

COLORS

Bright White

Adobe
Chelsea Bluff
Chevron Smoke
Delray Sand
Dover Gray
Harbor Bay
Juniper Grove
Sable
Taylor Red
Thistle
Watermill Blue

For Complete Steel Siding & Fascia Colors, See Matrix On Pages 64-65.
For metric, unless indicated otherwise, all measurements are in millimeters (mm).

PRODUCT CODE & DESCRIPTION

1726102 Double 4" Clapboard

1/2" Butt (12.7)
2-4" Exposure per Panel (101.6/203.2)
12'6" Length (3810)
PVC Finish
Woodgrain Texture

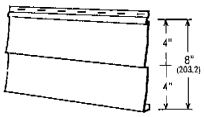

Packaging:
12 pcs. per ctn.
1 sq. per ctn. (9.29 m²)

1726101 8" Clapboard

1/2" Butt (12.7)
8" Exposure per Panel (203.2)
12'6" Length (3810)
PVC Finish
Woodgrain Texture

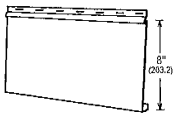

Packaging:
12 pcs. per ctn.
1 sq. per ctn. (9.29 m²)

COLORS

Bright White

Almond
Brownstone
Canyon Clay
Dover Gray
Norwood
Sage
Thistle
Wicker

STEELSIDE® STEEL SIDING

STEEL SIDING

PRODUCT CODE & DESCRIPTION		COLORS
1751102 **Double 4" Clapboard**	1/2" Butt (12.7) 2-4" Exposure per Panel (101.6/203.2) 12'6" Length (3810) PVC Finish Woodgrain Texture Packaging: 12 pcs. per ctn. 1 sq. per ctn. (9.29 m²)	Bright White Almond Brownstone Canyon Clay Dover Gray Norwood Sage Thistle Wicker
1751104 **Double 5" Clapboard**	1/2" Butt (12.7) 2-5" Exposure per Panel (127/254) 12' Length (3658) PVC Finish Woodgrain Texture Packaging: 10 pcs. per ctn. 1 sq. per ctn. (9.29 m²)	
1751101 **8" Clapboard**	1/2" Butt (12.7) 8" Exposure per Panel (203.2) 12'6" Length (3810) PVC Finish Woodgrain Texture Packaging: 12 pcs. per ctn. 1 sq. per ctn. (9.29 m²)	

For Complete Steel Siding & Fascia Colors, See Matrix On Pages 64-65.
For metric, unless indicated otherwise, all measurements are in millimeters (mm).

UNIVERSAL™ STEEL SIDING

STEEL SIDING

PRODUCT CODE & DESCRIPTION		COLORS
1719010 **Universal™ Double 5" Dutch Lap**	1/2" Butt (12.7) 2-5" Exposure per Panel (127/254) 12' Length (3658) PVC Finish Woodgrain Texture Packaging: 10 pcs. per ctn. 1 sq. per ctn. (9.29 m²)	Bright White Almond Brownstone Canyon Clay Dover Gray Norwood Sage Thistle Wicker
1719006 **Universal™ 12" Vertical Board & Batten**	5/8" Batten Height (15.9) 2" Batten Width (50.8) 12" Exposure per Panel (304.8) 10' Length (3048) PVC Finish Medium Woodgrain Texture Packaging: 10 pcs. per ctn. 1 sq. per ctn. (9.29 m²)	

PRODUCT CODE & DESCRIPTION		COLORS
1855106 **6" Steel Fascia**	10' Length (3048) PVC Finish Woodgrain Texture Packaging: 12 pcs. per ctn. 120 lineal ft. per ctn. (36.6 m)	See Matrix On Pages 64-65.

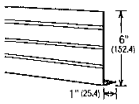

1855108 **8" Steel Fascia**	10' Length (3048) PVC Finish Woodgrain Texture Packaging: 12 pcs. per ctn. 120 lineal ft. per ctn. (36.6 m)	

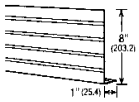

For Complete Steel Accessory Colors, See Matrix On Pages 64-65.
For metric, unless indicated otherwise, all measurements are in millimeters (mm).

PRODUCT CODE & DESCRIPTION		COLORS
1813526 **3/4" Outside Corner Post**	2-1/2" Face (63.5) 10' Length (3048) PVC Finish Woodgrain Texture Packaging: 10 pcs. per ctn. 100 lineal ft. per ctn. (30.5 m)	See Matrix On Pages 66-67.

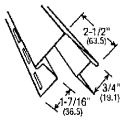

1814206 **3/4" J-Channel**	12'6" Length (3810) PVC Finish Striated Texture Packaging: 24 pcs. per ctn. 300 lineal ft. per ctn. (91.5 m)	

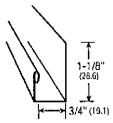

1815011 **Snap-Lock Finish Trim**	12'6" Length (3810) PVC Finish Striated Texture Packaging: 24 pcs. per ctn. 300 lineal ft. per ctn. (91.5 m)	

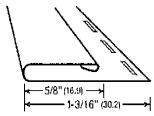

1829020 **2-1/2" Starter Strip**	10' Length (3048) Packaging: 26 pcs. per ctn. 260 lineal ft. per ctn. (79.3 m)	

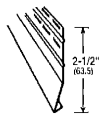

For Complete Steel Accessory Colors, See Matrix On Pages 66-67.

PRODUCT CODE & DESCRIPTION		COLORS
1829025 **3-1/2" Starter Strip** 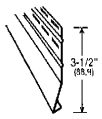	10' Length (3048) Packaging: 26 pcs. per ctn. 260 lineal ft. per ctn. (79.3 m)	See Matrix On Pages 66-67.
1813540 **SteelTek™ Supreme Universal 3/4" Outside Corner Post** 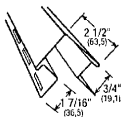	2-1/2" Face (63.5) 10' Length (3048) Kynar PVDF Finish Roughsawn Texture Packaging: 10 pcs. per ctn. 100 lineal ft. per ctn. (30.5 m)	
1844140 **SteelTek™ Supreme 1-1/8" J-Channel** 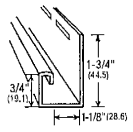	12'6" Length (3810) Kynar PVDF Finish Roughsawn Texture Packaging: 24 pcs. per ctn. 300 lineal ft. per ctn. (91.5 m)	
1814240 **SteelTek™ Supreme 3/4" J-Channel** 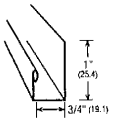	12'6" Length (3810) Kynar PVDF Finish Roughsawn Texture Packaging: 24 pcs. per ctn. 300 lineal ft. per ctn. (91.5 m)	

For Complete Steel Accessory Colors, See Matrix On Pages 66-67.
For metric, unless indicated otherwise, all measurements are in millimeters (mm).

PRODUCT CODE & DESCRIPTION		COLORS
1815040 **SteelTek™ Supreme Snap-Lock Finish Trim** 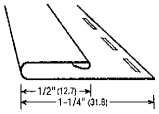	12'6" Length (3810) Kynar PVDF Finish Roughsawn Texture Packaging: 24 pcs. per ctn. 300 lineal ft. per ctn. (91.5 m)	See Matrix On Pages 66-67.
0199044 **SteelTek™ Supreme 2 oz. Touch-Up Paint with Brush** 	Packaging: 6 pcs. per ctn.	
0199444 **SteelTek™ Supreme 6 oz. Touch-Up Aerosol Paint** 	Packaging: 12 pcs. per ctn. To be used with paintable accessories.	

PRODUCT CODE & DESCRIPTION		COLORS
1815061 **Cedarwood®** **Snap-Lock Finish Trim**	12'6" Lengths (3810) PVDF Finish (Kynar) Smooth Texture Variegated Colors Packaging: 24 pcs. per ctn. 300 lineal ft. per ctn. (91.5 m)	See Matrix On Pages 66-67.

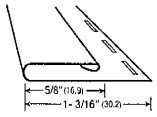

1813518 **Cedarwood®** **3/4" Outside** **Corner Post**	2-1/2" Face (63.5) 10' Lengths (3048) PVDF Finish (Kynar) Woodgrain Texture Variegated Colors Packaging: 10 pcs. per ctn. 100 lineal ft. per ctn. (30.5 m)	

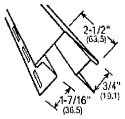

1814218 **Cedarwood®** **3/4" J-Channel**	12'6" Lengths (3810) PVDF Finish (Kynar) Smooth Texture Variegated Colors Packaging: 24 pcs. per ctn. 300 lineal ft. per ctn. (91.5 m)	

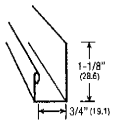

For Complete Steel Accessory & Seamless Coil Colors, See Matrix On Pages 66-67.
For metric, unless indicated otherwise, all measurements are in millimeters (mm).

PRODUCT CODE & DESCRIPTION		COLORS
1890405 **10.625" SteelTek™** **Supreme Seamless Coil** **with Kynar® PVDF** **Color, 1 Side**	Yields 1.90 l/ft per lb Kynar PVDF Finish Packaging: 2 rolls per skid	See Matrix On Pages 66-67.

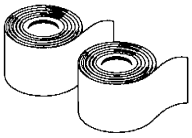

1890409 **13.250" SteelTek™** **Supreme Seamless Coil** **with Kynar® PVDF** **Color, 1 Side**	Yields 1.36 l/ft per lb Kynar PVDF Finish Packaging: 2 rolls per skid	

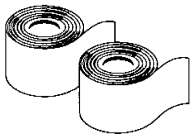

1890415 **10.625" SteelTek™** **Seamless Coil** **with Kynar® PVDF** **Color, 1 Side**	Yields 1.90 l/ft per lb Kynar PVDF Finish Packaging: 1 roll per skid	

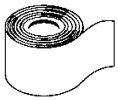

1890419 **13.250" SteelTek™** **Seamless Coil** **with Kynar® PVDF** **Color, 1 Side**	Yields 1.36 l/ft per lb Kynar PVDF Finish Packaging: 1 roll per skid	

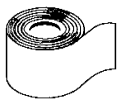

TRIM COIL | STEEL

PRODUCT CODE & DESCRIPTION		COLORS
1870007 **22.3" PVC Color, 1 Side**	50' Length (15.24 m) PVC Finish Packaging: 1 roll per ctn.	See Matrix On Pages 68-69.

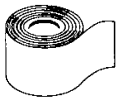

For Complete Trim Coil Colors, See Matrix On Pages 68-69.
For metric, unless indicated otherwise, all measurements are in millimeters (mm).

TRIM COIL | ALUMINUM

PRODUCT CODE & DESCRIPTION		COLORS
0710117 **24" G8 Bright White, 1 Side**	50' Length (15.24 m) Polyester Finish Packaging: 1 roll per ctn.	See Matrix On Pages 68-69.

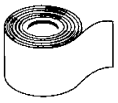

0737407 **24" Poly Heavy-Duty Bright White Over Bright White**	50' Length (15.24 m) Poly Finish Packaging: 1 roll per ctn.

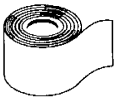

0737107 **24" Poly (LoMar) Color Over Bright White**	50' Length (15.24 m) Poly (LoMar) Finish Packaging: 1 roll per ctn.

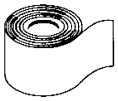

0735007 **24" Poly (LoMar) White Over White**	50' Length (15.24 m) Poly (LoMar) Finish Packaging: 1 roll per ctn.

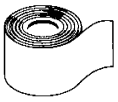

TRIM COIL | ALUMINUM

PRODUCT CODE & DESCRIPTION		COLORS
0710007 **24" PVC-Coated Color, 1 Side**	50' Length (15.24 m) PVC Finish Packaging: 1 roll per ctn.	See Matrix On Pages 68-69.

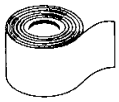

0714007 **24" Cedarwood® Variegated Color Over Solid Color**	50' Length (15.24 m) PVDF Finish (Kynar) Variegated Colors Packaging: 1 roll per ctn. Aluminum coil matching Cedarwood aluminum and steel siding.	

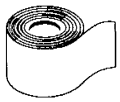

For Complete Trim Coil Colors, See Matrix On Pages 68-69.
For metric, unless indicated otherwise, all measurements are in millimeters (mm).

TRIM COIL | ALUMINUM – VALUGARD

PRODUCT CODE & DESCRIPTION		COLORS
0739010 **24" ValuGard™ Bright White Over Bright White**	50' Length (15.24 m) Poly Finish Packaging: 1 roll per ctn.	See Matrix On Pages 68-69.

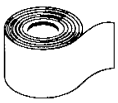

0710010 **24" ValuGard™ Bright White, 1 Side**	50' Length (15.24 m) PVC Finish Packaging: 1 roll per ctn.

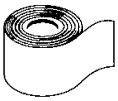

PRODUCT CODE & DESCRIPTION		COLORS
0220015 **Gutter Coil** **.027" x 11.75"**	Poly Finish Packaging: 2 rolls per skid 350/700 lb per skid	See Matrix On Pages 72-73.

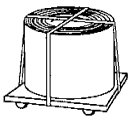

0200020 **Gutter Coil** **.027" x 11.875"**	Poly Finish Packaging: 2 rolls per skid 350/700 lb per skid	

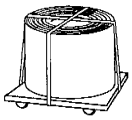

0220012 **Gutter Coil** **.027" x 11.875"**	Poly Finish Packaging: 2 rolls per skid 200/400 lb per skid	

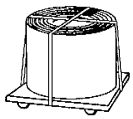

0220029 **Gutter Coil** **.027" x 15"**	Poly Finish Packaging: 2 rolls per skid 350/700 lb per skid	

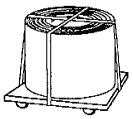

For Complete Gutter Coil Colors, See Matrix On Pages 72-73.
For metric, unless indicated otherwise, all measurements are in millimeters (mm).

PRODUCT CODE & DESCRIPTION		COLORS
0220035 **Gutter Coil** **.032" x 11.75"**	Poly Finish Packaging: 2 rolls per skid 350/700 lb per skid	See Matrix On Pages 72-73.

0200040 **Gutter Coil** **.032" x 11.875"**	Poly Finish Packaging: 2 rolls per skid 350/700 lb per skid	

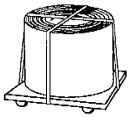

0220022 **Gutter Coil** **.032" x 11.875"**	Poly Finish Packaging: 2 rolls per skid 200/400 lb per skid	

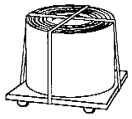

0220050 **Gutter Coil** **.032" x 15"**	Poly Finish Packaging: 2 rolls per skid 350/700 lb per skid	

VINYL SIDING | COLOR MATRIX

	751 Snow White	004 Almond	150 Dover Gray	449 Linen	479 Maize	673 Monterey Sand	618 Pearl	724 Sandstone	088 Canyon Clay	633 Juniper Grove	307 Pebble	624 Sage	840 Wicker
Sequoia Select EnFusion													
Double 5" Dutch Lap*	○	○	○						○	○	○	○	○
Double 6" Clapboard*	○	○	○						○	○	○	○	○
Sequoia Select													
Double 4" Clapboard	○	○	○	○	○	○	○	○	○	○	○	○	○
Double 5" Clapboard	○	○	○	○	○	○	○	○	○	○	○	○	○
Double 4-1/2" Dutch Lap	○	○	○	○	○	○	○	○	○	○	○	○	○
Double 5" Dutch Lap*	○	○	○	○	○	○	○	○	○	○	○	○	○
7" Board & Batten*	○	○	○	○	○	○	○	○	○	○	○	○	○
Sequoia Select Extended Length													
Double 4" Clapboard	○	○	○	○	○	○	○	○	○	○	○	○	○
Double 5" Dutch Lap*	○	○	○	○	○	○	○	○	○	○	○	○	○
Signature Supreme													
Double 4" Clapboard	○	○	○	○	○	○	○	○	○	○	○	○	○
Double 5" Clapboard*	○	○	○	○	○	○	○	○	○	○	○	○	○
Double 4" Dutch Lap	○	○	○	○	○	○	○	○	○	○	○	○	○
Double 5" Dutch Lap*	○	○	○	○	○	○	○	○	○	○	○	○	○
Centennial Beaded													
6-1/2" Beaded	○	○	○	○	○	○	○	○	○	○	○	○	○
Concord													
Double 4" Clapboard	○	○	○	○	○	○	○	○	○	○	○	○	○
Double 5" Clapboard*	○	○	○	○	○	○	○	○	○	○	○	○	○
Double 4" Dutch Lap	○	○	○	○	○	○	○	○	○	○	○	○	○
Double 5" Dutch Lap*	○	○	○	○	○	○	○	○	○	○	○	○	○
Aurora II													
Double 4 Clapboard"	○	○	○	○	○	○	○	○	○	○	○	○	○
Double 4-1/2" Dutch Lap	○	○	○	○	○	○	○	○	○	○	○	○	○

	Designer Colors*															
	872 Chesapeake Gray	625 Coastal Blue	665 Dark Drift	638 Espresso	637 Harbor Bay	873 Hudson Slate	642 Iron Ore	876 Majestic Brick	877 Marine Dusk	874 Meadow Fern	652 Midnight Surf	653 Moonlit Moss	875 Rockport Brown	878 Smoked Timber	631 Storm	651 W. Smoke
Sequoia Select EnFusion																
Double 5" Dutch Lap*	○		○		○	○				○	○	○			○	○
Double 6" Clapboard*	○		○		○	○				○	○	○			○	○
Sequoia Select																
Double 4" Clapboard	○	○	○	○	○	○	○	○	○	○	○	○	○	○	○	○
Double 5" Clapboard	○	○	○	○	○	○	○	○	○	○	○	○	○	○	○	○
Double 4-1/2" Dutch Lap	○	○	○	○	○	○	○	○	○	○	○	○	○	○	○	○
Double 5" Dutch Lap*	○	○	○	○	○	○	○	○	○	○	○	○	○	○	○	○
7" Board & Batten*	○	○	○	○	○	○	○	○	○	○	○	○	○	○	○	○
Sequoia Select Extended Length																
Double 4" Clapboard	○	○	○	○	○	○	○	○	○	○	○	○	○	○	○	○
Double 5" Dutch Lap*	○	○	○	○	○	○	○	○	○	○	○	○	○	○	○	○
Signature Supreme																
Double 4" Clapboard	○		○		○	○		○		○	○	○	○		○	○
Double 5" Clapboard*	○		○		○	○		○		○	○	○	○		○	○
Double 4" Dutch Lap	○		○		○	○		○		○	○	○	○		○	○
Double 5" Dutch Lap*	○		○		○	○		○		○	○	○	○		○	○
Centennial Beaded																
6-1/2" Beaded	○				○					○			○		○	
Concord																
Double 4" Clapboard	○		○		○	○				○					○	○
Double 5" Clapboard*	○		○		○	○				○					○	○
Double 4" Dutch Lap	○		○		○	○				○					○	○
Double 5" Dutch Lap*	○		○		○	○				○					○	○
Aurora II																
Double 4 Clapboard"	○														○	
Double 4-1/2" Dutch Lap	○														○	

*Designer colors not available in all markets; see your Gentek sales representative for specific color offering in your region.

SHAKES & SCALLOPS VINYL SOFFIT

	751 Snow White	004 Almond	150 Dover Gray	449 Linen	449 Maize	673 Monterey Sand	618 Pearl	724 Sandstone	088 Canyon Clay	633 Juniper Grove	307 Pebble	624 Sage
Fairhaven Sound Single Select*												
Traditional Shake	○	○	○	○	○	○	○	○	○	○	○	○
Scallop	○	○	○	○	○	○	○	○	○	○	○	○
Cape Cod Shingle	○	○	○	○	○	○	○	○	○	○	○	○
Hand-Split Shake	○	○	○	○	○	○	○	○	○	○	○	○
Traditional Shake Corner Piece	○	○	○	○	○	○	○	○	○	○	○	○
Hand-Split Shake Corner Piece	○	○	○	○	○	○	○	○	○	○	○	○
Starter Strip												
AccuClip												

COLOR MATRIX

		Designer Colors																
	840 Wicker	872 Chesapeake Gray	625 Coastal Blue	665 Dark Drift	638 Espresso	637 Harbor Bay	873 Hudson Slate	642 Iron Ore	876 Majestic Brick	877 Marine Dusk	874 Meadow Fern	652 Midnight Surf	653 Moonlit Moss	875 Rockport Brown	878 Smoked Timber	631 Storm	651 W. Smoke	No Color
	○	○	○	○	○	○	○	○	○	○	○	○	○	○	○	○	○	
	○	○	○	○	○	○	○	○	○	○	○	○	○	○	○	○	○	
	○	○	○	○	○	○	○	○	○	○	○	○	○	○	○	○	○	
	○	○	○	○	○	○	○	○	○	○	○	○	○	○	○	○	○	
	○	○	○	○	○	○	○	○	○	○	○	○	○	○	○	○	○	
	○	○	○	○	○	○	○	○	○	○	○	○	○	○	○	○	○	
																		○
																		○

	751 Snow White	004 Almond	150 Dover Gray	449 Linen	479 Maize	673 Monterey Sand	618 Pearl	724 Sandstone	088 Canyon Clay	633 Juniper Grove	307 Pebble	624 Sage
Soffit & Vertical Siding												
Sequoia Select Ultra-Premium 12"	○	○	○	○	○	○	○	○	○	○	○	○
Oxford Premium 10"	○	○	○	○	○	○	○	○	○	○	○	○
Beaded Premium 8*	○			○		○			○	○	○	
Fairweather 12"	○	○	○	○	○	○	○	○	○	○	○	○

	Designer Colors			
	840 Wicker	048 Black	872 Chesapeake Gray	333 Musket Brown	631 Storm
	○			○	
	○	○	○	○	○
	○				
	○		○	○	○

Note: Black and Musket Brown are for soffit use only, not as vertical siding.
Beaded Premium soffit is not offered as vertical siding.
Fairweather center vented soffit is available in Snow White only.

*Some colors are special order. See sales representative for specific details.

DEEP-POCKET INSULATED VINYL ACCESSORIES

		751 Snow White	004 Almond	150 Dover Gray	088 Canyon Clay	633 Juniper Grove	307 Pebble	624 Sage	840 Wicker
4" Outside Corner Post w/ Foam	14518	○	○	○	○	○	○	○	○
1-1/4" J-Channel	14061	○	○	○	○	○	○	○	○
Easy Start Starter Strip	K661945								

COLOR MATRIX

Designer Colors									
872 Chesapeake Gray	665 Dark Drift	637 Harbor Bay	873 Hudson Slate	874 Meadow Fern	652 Midnight Surf	653 Moonlit Moss	631 Storm	651 W. Smoke	No Color
○	○	○	○	○	○	○	○	○	
○	○	○	○	○	○	○	○	○	
									○

VINYL ACCESSORIES | COLOR MATRIX

		751 Snow White	004 Almond	150 Dover Gray	449 Linen	479 Maize	673 Monterey Sand	618 Pearl	724 Sandstone	088 Canyon Clay	633 Juniper Grove	307 Pebble	624 Sage	840 Wicker
3-1/2" Outside Corner Post	14515	○	○	○	○	○	○	○	○	○	○	○	○	○
3" Outside Corner Post	14525	○	○	○	○	○		○	○	○	○	○	○	○
Bay & Bow Outside Corner Post	15030	○												
6" Designer Outside Corner Post	14981	○												
7" Fluted Corner Post	15026	○												
Beaded Corner Post w/Insulation	15020	○												
Inside Corner Post	14110	○	○	○	○	○	○	○	○	○	○	○	○	○
1/2" J-Channel	14098	○	○	○	○	○	○	○	○	○	○	○	○	○
5/8" Premium J-Channel	14057	○	○	○	○	○	○	○	○	○	○	○	○	○
3/4" Premium J-Channel	14095	○	○	○	○	○	○	○	○	○	○	○	○	○
1-1/8" J-Channel	14092	○	○	○	○	○		○	○	○	○	○	○	○
1-1/4" J-Channel	14061	○	○	○	○	○	○	○	○	○	○	○	○	○
1-1/2" J-Channel	14072	○	○	○	○	○		○	○	○		○	○	○
2-1/2" Wide Face J-Channel	14093	○												
Undersill Trim	14078	○	○	○	○	○	○	○	○	○	○	○	○	○
Double Undersill Trim	14995	○			○	○		○	○			○		○
Drip Cap	14983	○	○	○	○	○		○	○	○	○	○	○	○
3-1/2" Window/Door Surround	14587	○	○			○			○	○	○	○		○
5" Window/Door Surround*	15005	○	○			○				○	○	○		○
Surround Starter	14989	○												
Starter Strip	14980													
5/8" F-Channel	14094	○	○	○	○	○	○	○	○	○	○	○	○	○
3/4" F-Channel	14086	○										○		
3/8" Soffit Cove J-Channel	14986	○												
Soffit Double Channel	14099	○												

*Use undersill trim (14078) as starter for 5" surround (15005).

Designer Colors†																		
048 Black	872 Chesapeake Gray	625 Coastal Blue	665 Dark Drift	638 Espresso	637 Harbor Bay	873 Hudson Slate	642 Iron Ore	876 Majestic Brick	877 Marine Dusk	874 Meadow Fern	652 Midnight Surf	653 Moonlit Moss	333 Musket Brown	875 Rockport Brown	878 Smoked Timber	631 Storm	651 W. Smoke	No Color
	○	○	○	○	○	○	○	○	○	○	○	○		○	○	○	○	
																○		
	○	○	○	○	○	○	○	○	○	○	○	○		○	○	○	○	
○	○	○	○	○		○	○	○	○	○	○	○	○	○	○	○	○	
	○		○		○	○		○	○	○			○	○	○	○		
	○	○	○	○	○	○	○	○	○	○	○	○	○	○	○	○	○	
	○		○			○		○	○	○	○	○		○	○		○	
			○								○	○					○	
	○	○	○	○	○	○	○	○	○	○	○	○		○	○	○	○	
																○		
																		○
○	○												○					
													○					

†Designer colors not available in all markets.

ALUMINUM SIDING, SOFFIT & FASCIA

	004 Almond	048 Black	068 Bright White	064 Bronze	418 Brownstone	088 Canyon Clay	379 Charcoal	151 Dover Gray	258 Grecian Green	449 Linen	333 Musket Brown	R60 Norwood	307 Pebble
Cedarwood													
Double 5" Clapboard													
Woodgrain Series 2000													
Double 4" Clapboard	○		○			○		○					
Deluxe													
Double 4" Clapboard			○										
8" Clapboard			○										
Soffit													
Hi-Tensile 12"	○	○	○	○	○	○		○	○	○	○	○	○
Hi-Tensile 16"	○		○		○	○	○	○	○	○	○	○	○
Fascia													
Deluxe 6"	○	○	○	○	○	○	○	○	○	○	○	○	○
Deluxe 8"	○	○	○	○	○	○	○	○	○	○	○	○	○

COLOR MATRIX

	736 Royal Brown	624 Sage	724 Sandstone	450 Terratone	794 Thistle	840 Wicker	Variegated Colors: 020 Aspen Gray	107 Chestnut Brown	481 Maple Tan	775 Tawny Oak
							○	○	○	○
			○			○				
	○	○	○	○	○	○				
	○	○	○	○	○	○				
	○	○	○	○	○	○				
	○	○	○	○	○	○				

ALUMINUM ACCESSORIES | COLOR MATRIX

		004 Almond	048 Black	068 Bright White	064 Bronze	418 Brownstone	088 Canyon Clay	379 Charcoal	151 Dover Gray	258 Grecian Green	449 Linen	333 Musket Brown	R60 Norwood
Deluxe Outside Corner Post	0103501			○									
Woodgrain OCP	0103508	○		○			○		○				
3/4" J-Channel	0104209	○		○			○		○				
Snap-Lock Finish Trim	0108609	○		○			○		○				
2-1/2" Starter Strip	0109025												
Cedarwood OCP	0103510												
Cedarwood 3/4" J-Channel	0104219												
Cedarwood Snap-Lock	0108619												
Cedarwood Touch-Up Paint	0199033												
Reverse Frieze Moulding (Poly)	0530002	○	○	○	○	○	○	○	○	○	○	○	○
1/2" Soffit J-Channel (Poly)	0530008	○	○	○	○	○	○	○	○	○	○	○	○
Drip Edge Style D	0530015	○		○		○	○		○	○	○	○	○

	307 Pebble	736 Royal Brown	624 Sage	724 Sandstone	450 Terratone	794 Thistle	840 Wicker	Variegated Colors: 020 Aspen Gray	107 Chestnut Brown	481 Maple Tan	775 Tawny Oak	No Color
Deluxe Outside Corner Post 0103501												
Woodgrain OCP 0103508				○			○					
3/4" J-Channel 0104209				○			○					
Snap-Lock Finish Trim 0108609				○			○					
2-1/2" Starter Strip 0109025												○
Cedarwood OCP 0103510								○	○	○	○	
Cedarwood 3/4" J-Channel 0104219								○	○	○	○	
Cedarwood Snap-Lock 0108619								○	○	○	○	
Cedarwood Touch-Up Paint 0199033								○	○	○	○	
Reverse Frieze Moulding (Poly) 0530002	○	○	○	○	○	○	○					
1/2" Soffit J-Channel (Poly) 0530008	○	○	○	○	○	○	○					
Drip Edge Style D 0530015	○	○	○	○	○	○	○					

STEEL SIDING & FASCIA | COLOR MATRIX

	001 Adobe	004 Almond	068 Bright White	064 Bronze	418 Brownstone	088 Canyon Clay	465 Chelsea Bluff	265 Chevron Smoke	274 Delray Sand	151 Dover Gray	258 Grecian Green	637 Harbor Bay	633 Juniper Grove
Cedarwood Steel													
Double 4" Clapboard													
8" Clapboard													
SteelTek Supreme													
Double 4" Clapboard	○		○				○	○	○	○		○	○
Double 5" Clapboard	○		○				○	○	○	○		○	○
8" Clapboard	○		○				○	○	○	○		○	○
12" Vertical B&B	○		○				○	○	○	○		○	○
SteelTek													
Double 4" Clapboard		○	○		○	○				○			
8" Clapboard		○	○		○	○				○			
Steelside													
Double 4" Clapboard		○	○		○	○				○			
8" Clapboard		○	○		○	○				○			
Double 5" Clapboard		○	○		○	○				○			
Universal													
Double 5" Dutch Lap		○	○		○	○				○			
12" Vertical Board & Batten		○	○		○	○				○			
Fascia													
6", 8"		○	○	○	○	○				○	○		

	449 Linen	R60 Norwood	307 Pebble	736 Royal Brown	712 Sable	624 Sage	724 Sandstone	268 Taylor Red	450 Terratone	794 Thistle	266 Watermill Blue	840 Wicker	Variegated Colors: 020 Aspen Gray	107 Chestnut Brown	116 Coastal Redwood	481 Maple Tan	775 Tawny Oak
Cedarwood Steel																	
Double 4" Clapboard													○	○	○	○	○
8" Clapboard													○	○	○	○	○
SteelTek Supreme																	
Double 4" Clapboard					○			○		○	○						
Double 5" Clapboard					○			○		○	○						
8" Clapboard					○			○		○	○						
12" Vertical B&B					○			○		○	○						
SteelTek																	
Double 4" Clapboard		○				○				○		○					
8" Clapboard		○				○				○		○					
Steelside																	
Double 4" Clapboard		○				○				○		○					
8" Clapboard		○				○				○		○					
Double 5" Clapboard		○				○				○		○					
Universal																	
Double 5" Dutch Lap		○				○				○		○					
12" Vertical Board & Batten		○				○				○		○					
Fascia																	
6", 8"	○	○	○	○		○	○		○	○		○					

STEEL ACCESSORIES & SEAMLESS STEEL COIL

		004 Almond	001 Adobe	068 Bright White	418 Brownstone	088 Canyon Clay	465 Chelsea Bluff	265 Chevron Smoke	274 Delray Sand
3/4" Outside Corner Post	1813526	○		○	○	○			
3/4" J-Channel	1814206	○		○	○	○			
Snap-Lock Finish Trim	1815011	○		○	○	○			
SteelTek Supreme Universal 3/4" OCP	1813540		○	○			○	○	○
SteelTek Supreme 1-1/8" J-Channel	1844140		○	○			○	○	○
SteelTek Supreme 3/4" J-Channel	1814240		○	○			○	○	○
SteelTek Supreme Snap-Lock Finish Trim	1815040		○	○			○	○	○
SteelTek Supreme 2 oz. Touch-Up Paint with Brush	0199044		○	○			○	○	○
SteelTek Supreme 6 oz. Touch-Up Aerosol Paint	0199444		○	○			○	○	○
2-1/2" Starter Strip	1829020								
3-1/2" Starter Strip	1829025								
Cedarwood Snap-Lock	1815061								
Cedarwood 3/4" OCP	1813518								
Cedarwood 3/4" J-Channel	1814218								

COLOR MATRIX

151 Dover Gray	637 Harbor Bay	633 Juniper Grove	R60 Norwood	712 Sable	624 Sage	268 Taylor Red	794 Thistle	266 Watermill Blue	840 Wicker	No Color	Variegated Colors: 020 Aspen Gray	107 Chestnut Brown	116 Coastal Redwood	481 Maple Tan	775 Tawny Oak
○			○		○		○		○						
○			○		○		○		○						
○			○		○		○		○						
○	○	○		○		○	○	○							
○	○	○		○		○	○	○							
○	○	○		○		○	○	○							
○	○	○		○		○	○	○							
○	○	○		○		○	○	○							
○	○	○		○		○	○	○							
										○					
										○					
											○	○	○	○	○
											○	○	○	○	○
											○	○	○	○	○

Seamless Steel Coil with Kynar PVDF

		001 Adobe	068 Bright White	465 Chelsea Bluff	265 Chevron Smoke	274 Delray Sand	151 Dover Gray	637 Harbor Bay	633 Juniper Grove	712 Sable	268 Taylor Red	794 Thistle	266 Watermill Blue
SteelTek Supreme 10.625" Seamless Coil (2 rolls/skid)	1890405	○	○	○	○	○	○	○	○	○	○	○	○
SteelTek Supreme 13.250" Seamless Coil (2 rolls/skid)	1890409	○	○	○	○	○	○	○	○	○	○	○	○
SteelTek Supreme 10.625" Seamless Coil (1 roll/skid)	1890415	○	○	○	○	○	○	○	○	○	○	○	○
SteelTek Supreme 13.250" Seamless Coil (1 roll/skid)	1890419	○	○	○	○	○	○	○	○	○	○	○	○

Solid Color Trim Coil

		001 Adobe/Monterey Sand	004 Almond	412 Antique Parchment	048 Black	068 Bright White	064 Bronze	066 Brown	418 Brownstone	587 Burgundy	088 Canyon Clay	391 Cape Cod Gray	379 Charcoal	465 Chelsea Bluff	872 Chesapeake Gray	265 Chevron Smoke	625 Coastal Blue	095 Dark Charcoal	665 Dark Drift	274 Delray Sand
Aluminum 24"																				
G8	0710117	○		○	○	○			○		○	○								
Poly H.D.	0737407					○														
Poly (LoMar)	0737107	○	○	○	○	○	○	○	○	○	○	○	○	○	○	○	○		○	○
Poly (LoMar)	0735007																			
PVC	0710007	○	○	○	○	○	○	○	○		○	○		○	○	○	○	○	○	
ValuGard (Poly)	0739010					○														
ValuGard (PVC)	0710010					○														
Steel																				
PVC	1870007	○	○	○		○	○		○		○	○								

		151 Dover Gray	638 Espresso	223 Forest Green	258 Grecian Green	637 Harbor Bay	873 Hudson Slate	642 Iron Ore	633 Juniper Grove	449 Linen	479 Maize	876 Majestic Brick	877 Marine Dusk	874 Meadow Fern	652 Midnight Surf	653 Moonlit Moss	333 Musket Brown	411 Mystic Blue	040 Natural Linen	R60 Norwood	566 Old World	601 Pacific Blue	618 Pearl	307 Pebble/Natural Clay	401 Platinum Gray	688 Red	875 Rockport Brown	736 Royal Brown	712 Sable
Aluminum 24"																													
G8	0710117								○									○	○						○				
Poly H.D.	0737407																												
Poly (LoMar)	0737107	○	○	○	○	○	○	○	○	○	○	○	○	○	○	○	○	○	○		○	○	○	○	○	○	○	○	○
Poly (LoMar)	0735007																												
PVC	0710007	○	○		○	○	○	○	○	○	○	○	○	○	○	○	○	○	○	○	○	○	○	○	○	○	○	○	○
ValuGard (Poly)	0739010																												
ValuGard (PVC)	0710010																												
Steel																													
PVC	1870007	○			○															○		○		○	○	○		○	○

Solid Color Trim Coil (continued)

		624 Sage	724 Sandstone	878 Smoked Timber	631 Storm	268 Taylor Red	450 Terratone	794 Thistle	R26 Vintage Cream	415 Vintage Wicker	266 Watermill Blue	870 Wedgewood Blue	885 White	840 Wicker	651 W. Smoke
Aluminum 24"															
G8	0710117	○							○	○					
Poly H.D.	0737407														
Poly (LoMar)	0737107	○	○	○	○	○	○	○	○	○	○	○		○	○
Poly (LoMar)	0735007												○		
PVC	0710007	○	○	○	○		○	○	○	○		○		○	○
ValuGard (Poly)	0739010														
ValuGard (PVC)	0710010														
Steel															
PVC	1870007	○	○		○		○	○	○	○				○	○

Cedarwood® Variegated Trim Coil

(matches Cedarwood aluminum and steel siding)

		Variegated Colors				
		020 Aspen Gray	107 Chestnut Brown	116 Coastal Redwood	481 Maple Tan	775 Tawny Oak
Cedarwood Aluminum 24"						
PVDF (Kynar)	0714007	○	○		○	○
Cedarwood Steel 10.3"						
PVDF (Kynar)	1871031	○	○	○	○	○

Trim Coil Matching Exterior Window Colors

		378 American Terra	067 Architectural Bronze	277 Camel/A. Window Beige	262 Castle Gray	472 Desert Clay	264 English Red	517 Hudson Khaki	693 Sand Dune	699 Silver	253 Window Forest Green
G8	0710117	○	○	○	○	○	○	○	○	○	○
Poly (LoMar)	0737107	○	○	○	○	○	○	○			○
PVC	0710007	○	○	○	○	○	○	○			○

Trim Coil Identification By Product Code

Aluminum Coil

24" G8	0710117 = Bright White, 1 Side
24" Poly Heavy Duty	0737407 = Bright White Over Bright White
24" Poly (LoMar)	0737107 = Color Over Bright White
24" Poly (LoMar)	0735007 = White Over White
24" PVC	0710007 = Color, 1 Side
24" ValuGard (Poly)	0739010 = Bright White Over Bright White
24" ValuGard (PVC)	0710010 = Bright White, 1 Side
24" Cedarwood (PVDF/Kynar)	0714007 = Variegated Color Over Solid Color

Steel Coil

22.3" PVC	1870007 = Color, 1 Side
10.3" Cedarwood Steel (PVDF/Kynar)	1871031 = Color, 1 Side

ALUMINUM 24" TRIM COIL | COLOR MATRIX

Siding			Poly (LoMar) 0737107	PVC 0710007
Certainteed				
633	CT	Cypress	○	○
355	CT	Desert Tan	○	○
653	CT	Forest	○	○
362	CT	Granite Gray	○	○
354	CT	Heritage Cream	○	
316	CT	Herringbone	○	○
327	CT	Ivy Green	○	○
350	CT	Light Maple	○	
309	CT	Natural Clay	○	○
601	CT	Pacific Blue	○	○
712	CT	Sable Brown	○	○
724	CT	Sandstone Beige	○	○
840	CT	Savannah Wicker	○	○
624	CT	Seagrass	○	○
068	CT	Snow	○	○
639	CT	Spruce	○	○
365	CT	Sterling Gray	○	
592	CT	Terra Cotta	○	○
725	CT	Warm Sand	○	○
Exterior Portfolio				
316	C	Bone	○	○
307	C	Clay	○	○
462	C	Country Beige	○	○
470	C	Cypress	○	○
591	C	Desert	○	○
336	C	Driftwood	○	○
329	C	Espresso	○	○
651	C	Graphite	○	○
362	C	Greystone	○	○
471	C	Harbor Blue	○	○
326	C	Honey Oak	○	○
465	C	Ivory	○	○
688	C	Lighthouse Red	○	○
725	C	Mocha	○	○
592	C	Nutmeg	○	○
590	C	Olive	○	○
412	C	Pearl	○	○
574	C	Regatta Blue	○	○
472	C	Rye	○	○
475	C	Saddle	○	○
652	C	Slate	○	○
327	C	Stratford Blue	○	○
460	C	Wheat	○	○

COMPETITIVE BRANDS

Siding (continued)			Poly (LoMar) 0737107	PVC 0710007
Mastic				
004	MT	Almond	○	○
724	MT	Cameo	○	○
479	MT	Classic Cream	○	○
001	MT	Desert Clay	○	○
333	MT	Musket Brown	○	○
307	MT	Pebblestone	○	○
618	MT	Silver Gray	○	○
336	MT	Victorian Gray	○	○
Royal				
329	RC	Bark	○	○
412	RC	Linen	○	○
652	RC	Midnight Surf	○	○
666	RC	Natural Cedar	○	○
120	RC	Redwood	○	○
326	RC	Sable	○	○
001	RC	Sand	○	○
653	RC	Shamrock	○	○
350	RC	Soft Maple	○	
618	RC	Sterling	○	○
R26	RC	Vintage Cream	○	○
522	RC	Walnut	○	

Windows			Poly (LoMar) 0737107
Andersen			
A10	AN	Black/AN White	○
A03	AN	Canvas/AN White	○
A05	AN	Cocoa Bean/AN White	○
A08	AN	Dark Bronze/AN White	○
A09	AN	Forest Green	○
A11	AN	Red Rock/AN White	○
A07	AN	Sandstone/AN White	○
A06	AN	Terratone/AN White	○
A02	AN	White/AN White	○

GUTTER COIL | COLOR MATRIX

			004 Almond	048 Black	064 Bronze	418 Brownstone	088 Canyon Clay	151 Dover Gray	258 Grecian Green	449 Linen	333 Musket Brown	R60 Norwood	307 Pebble	736 Royal Brown	624 Sage	724 Sandstone	450 Terratone	794 Thistle	906 White – Hi-Gloss	905 White – Lo-Gloss	840 Wicker
Gutter Coil																					
.027 x 11.75	0220015	350 lbs																	○	○	
.027 x 11.875	0200020	350 lbs																	○	○	
.027 x 11.875	0220012	200 lbs	○	○	○	○	○	○	○	○	○	○	○	○	○	○	○	○			○
.027 x 15	0220029	350 lbs																	○	○	
.032 x 11.75	0220035	350 lbs																	○	○	
.032 x 11.875	0200040	350 lbs																	○	○	
.032 x 11.875	0220022	200 lbs	○	○	○	○	○	○	○	○	○	○	○	○	○	○	○	○			○
.032 x 15	0220050	350 lbs																	○	○	

GENTEK VINYL SIDING AND SOFFIT

Produced to precise tolerances using formulated compounds specifically designed for the plastic building products industry according to ASTM D4216, meeting or exceeding the following:

Property	ASTM Test	Results
Tensile Strength (psi)	*D-638*	*6,700*
Modulus of Elasticity (psi)	*D-638*	*410,000*
Izod Impact (70°F)	*D-256*	*3.6 (ft-lb/in of notch)*
Izod Impact (32°F)	*D-256*	*2.0 (ft-lb/in of notch)*
Flexural Strength (psi)	*D-790*	*14,000*
Coefficient of Linear Expansion	*D-696*	*5.3×10^{-5} (mm/mm °C)* *2.9×10^{-5} (in/in °F)*
Deflection Temperature Under Load 264 psi (°C)	*D-648*	*73*

PRODUCT PHYSICALS

All siding products, soffit panels and accessories are made with solid color throughout. The siding products and accessories meet or exceed the ASTM Specification for Rigid Poly Vinyl Chloride (PVC) Siding D3679. All soffit products and associated accessories meet or exceed the ASTM Specification for Rigid (Unplasticized) Poly Vinyl Chloride (PVC) Soffit D4477.

The siding and soffit compound meets Class 2 requirements and conforms to weathering performances as described in ASTM 3679.

Color: Spectrophotometer controlled
Gloss: Gardner gloss meter controlled
Lock: Dimensionally controlled

All products meet or exceed ASTM 3679 thickness (nominal) requirements:

Sequoia Select EnFusion	*0.046"*
Sequoia Select	*0.046"*
Sequoia Select Extended	*0.046"*
Sequoia Select Board & Batten	*0.048"*
Centennial Beaded	*0.044"*
Signature Supreme	*0.044"*
Concord	*0.042"*
Aurora II	*0.040"*
Sequoia Select Ultra-Premium Soffit	*0.044"*
Oxford Premium Soffit	*0.042"*
Beaded Premium Soffit	*0.042"*
Fairweather Soffit	*0.040"*

WARRANTY

All Gentek vinyl siding brands carry a Lifetime Limited Warranty including fade and hail protection. *Warranty is transferable if the home is sold. See printed warranty for complete details.*

SOFFIT VENTILATION AREA

Gentek soffit panels are designed to allow air circulation into the attic areas to aid in the reduction of excessive heat buildup and water vapor condensation. The net free open area (NFOA) per lineal foot of soffit is as follows:

12" Sequoia Select Ultra-Premium Vented	*10 sq in*
10" Oxford Fully Vented	*5.3 sq in*
8" Beaded Vented	*2.4 sq in*
12" Fairweather Center Vented	*2.3 sq. in*
12" Fairweather Fully Vented	*7.1 sq in*

FIRE RESISTANCE RATINGS

Gentek vinyl siding products meet or exceed all building code requirements throughout the United States and Canada. In addition to meeting these code requirements, Gentek vinyl sidings have been fire rated by Underwriters Laboratories (UL) to be used in one-hour rated designed walls U026 and U032 and a two-hour rated wall, U301. UL inspects the manufacture of the vinyl products quarterly to certify that Gentek vinyl products are manufactured consistently. The vinyl products have been tested as follows:

Property	ASTM Test	Results
Average Burn Distance	*D-635*	*20mm*
Average Burn Time	*D-635*	*<5 seconds*
Flash Ignition Temperature	*D-1929*	*752°F*
Self Ignition Temperature	*D-1929*	*860°F*
Flame Spread Index	*E-84*	*15*
Smoke Developed Index	*E-84*	*<400*
Fire Resistance	*E-119*	*1-hour rated** *2-hour rated**

**See UL Fire Resistance Directory Control No. 1N60. E-119 is equivalent to UL-263 and E-84 is equivalent to UL-723.*

Important fire safety information for the building trades, specifiers, professionals and do-it-yourself installers:
When rigid vinyl siding is exposed to significant heat or flame, the vinyl will soften, sag, melt, or burn and may thereby expose the material underneath. Care must be exercised when selecting underlay materials because many underlays are made from organics that are combustible. You should ascertain the fire properties of any underlay prior to installation. All building materials should be installed in accordance with local, state and federal building codes and fire regulations.

WINDLOAD PROPERTIES

All Gentek siding products are designed to withstand a minimum of 100 mph windloads and are suitable for most areas. The products can be used in areas with higher windloads, but installation procedures, choice of product and building code jurisdiction are important factors to be considered. The windspeed rating (in mph) is calculated using VSI's windspeed calculation guidelines. Additional information is available if required.

BUILDING CODES

Gentek vinyl products meet or exceed the following building code specifications:

ICC-ESR – 1133
CCMC – 06541-L
New York City MEA 132-94-M
FHA/HUD Minimum Property Standards

GENTEK SHAKES AND SCALLOPS

Gentek shakes and scallops are produced from a modified (ASTM 5630) outdoor polypropylene copolymer, also known as a reinforced thermoplastic polyolefin (TPO). Produced to precise tolerances using formulated compounds specifically designed for exterior applications, meeting or exceeding the following:

Property	ASTM Test	Results
Tensile Strength @ Yield (psi)	*D-638*	*3,000*
Izod Impact (23°C)	*D-256*	*2.5 (ft-lb/in of notch)*
Flexural Modulus (psi)	*D-790*	*200,000*
Gardner Impact (23°C)	*D-5420*	*180 (in-lb)*
Windload	*5206*	*205 mph Traditional Shake* *267 mph Scallop* *214 mph Cape Cod Shingle* *217 mph Hand-Split Shake*

PRODUCT PHYSICALS

The material has a solid color throughout and is UV stabilized. Shakes and scallops are continually tested for weatherability in both light and darker colors.

Material thickness:
- Traditional Shake: 0.085"
- Scallop: 0.085"
- Cape Cod Shingle: 0.075"
- Hand-Split Shake: 0.100"

Color: Spectrophotometer controlled

Traditional Shake
7" panel (single course) exposure by 81" exposure
26 panels per 100 sq ft coverage
Panel weight of 3.07 lb
Natural cedar texture

Scallop
6-1/4" panel (single course) exposure by 76" exposure
30 panels per 100 sq ft of coverage
Panel weight of 2.3 lb
Natural cedar texture

Cape Cod Shingle
10" panel (double course) exposure by 65" exposure
22 panels per 100 sq ft coverage
Panel weight of 3.2 lb
Natural cedar texture

Hand-Split Shake
9" panel (single course) exposure by 76.5" exposure
22 panels per 100 sq ft of coverage
Panel weight of 4.1 lb
Deep cedargrain texture
Staggered bottom edge

WARRANTY

Lifetime Limited Transferable Warranty. *See printed warranty for complete details.*

FIRE SAFETY

When polypropylene material is exposed to considerable heat or flame the polypropylene will soften, melt or burn and may possibly expose the material underneath. Care needs to be taken when selecting underlayment materials because many are made from organic materials that are combustible. Fire properties of underlayment materials must be established prior to their installation. All burning materials should be installed in accordance with local, state (provincial) and federal fire regulations and building codes.

INSTALLATION

Complete installation instructions for shakes and scallops are available. Please review prior to installation.

GENTEK ALUMINUM SIDING AND SOFFIT

ALUMINUM METAL PROPERTIES

Alloy or Equivalent	*3000 series*
Specific Gravity	*2.72*
Minimum Ultimate Strength (KSI)	*25*
Minimum Yield (KSI)	*22*
Minimum Elongation (%)	*4*
Modulus of Elasticity (KSI)	*10,000*
Coefficient of Thermal Expansion (in/in °F)	*0.0000131*
Melting Range (°F)	*1175-1210*
Thermal Conductivity at 77°F (btu-in/ft²-hr-°F)	*1190*

COATING PROPERTIES

Gentek aluminum siding products are manufactured with AA3000 series alloy or equivalent. Both sides of the aluminum sheet are cleaned with a specially formulated cleaner, water rinsed and then coated with an environmentally safe chemical pretreatment to enhance corrosion protection and coating adhesion.

The pretreated aluminum is then coated with one of the following:

Polyester (Poly) Topcoat: This thermoset polymer resin is cured at 450°F forming a hard, flexible, mar resistant and weatherable coating. The coating thickness is 0.8 mil.

A corrosion-resistant polymer (i.e., primer) is applied to the pretreated aluminum and then top coated with one of the following polymeric systems:

Plastisol (PVC) Topcoat: This highly weatherable, flexible, chemical-resistant thermoplastic polymer is melted and fused on the aluminum metal at temperatures of 390°F. The coating is applied either with a striated pattern or smooth finish having an average film thickness of 3.0 mils.

Fluoropolymer ($PVDF_2$): This thermoplastic polymer has excellent chemical and fade resistance. The coating is applied at 0.9 mil. The system is cured at a minimum temperature of 475°F. This polymer system conforms to the high industry standards of Kynar 500® and Hylar 5000®. The main criteria for these standards is that the paint formulation must contain a minimum of 70% $PVDF_2$. Many fluoropolymer coatings on the market do not meet the high quality and performance standards required by Kynar 500 and Hylar 5000 specifications.

WARRANTY

All Gentek aluminum siding brands carry a Lifetime Limited Warranty. *Warranty is transferable if home is sold. See printed warranty for complete details.*

CONTACT WITH DISSIMILAR MATERIALS AND CORROSIVE ENVIRONMENTS

Direct contact of aluminum products with certain dissimilar materials, or contact with water runoff from dissimilar materials, is likely to result in corrosion. Accordingly, care should be taken during installation to avoid such contact of aluminum with dissimilar materials, including: dissimilar metals (copper, zinc, steel, etc.), concrete, stucco, asbestos siding, pressure treated/pretreated lumber, masonry, corrosive non-metallic materials, and roofing materials or roofing systems containing metallic granules or strips. Seacoast or other corrosive environments may result in corrosion of the product.

PRODUCT PHYSICALS

Product	Coating Type	Thickness
Cedarwood	*$PVDF_2$*	*0.024*
Woodgrain Series 2000	*Poly*	*0.019*
Deluxe 4"	*Poly*	*0.019*
Deluxe 8"	*Poly*	*0.024*
Hi-Tensile Soffit	*Poly*	*0.016*
Deluxe Fascia	*Poly*	*0.024*
HD Trim Coil	*Poly*	*0.024*
Trim Coil	*Poly*	*0.019*
Trim Coil	*PVC*	*0.019*

SOFFIT VENTILATION AREA

Gentek soffit panels are designed to allow air circulation into the attic areas to aid in the reduction of excessive heat buildup and water vapor condensation. The net free open area (NFOA) per lineal foot of soffit are as follows:

Profile	Vent	NFOA (in²/foot)
16" 4 Panel	*Center Vent*	*7.8*
12" 3 Panel	*Center Vent*	*3.9*
	Full Vent	*11.6*

BUILDING CODES

Gentek aluminum products meet or exceed the following building code specifications:

ICC-ES Legacy – Report #97-64
AAMA 1402-86
FHA/HUD Minimum Property Standards

GENTEK STEEL SIDING

METAL PROPERTIES

Steel or Equivalent	*AZ-50*
Specific Gravity	*7.8*
Minimum Ultimate Strength (KSI)	*45-55*
Minimum Yield (KSI)	*40-50*
Minimum Elongation (%)	*25-35*
Modulus of Elasticity (KSI)	*29,500*
Coefficient of Thermal Expansion (in/in °F)	*0.000006*
Melting Range (°F) Steel	*>2700*
Melting Range (°F) Zinc	*786*
Thermal Conductivity at 77°F (btu-in/ft²-hr-°F)	*555*

COATING PROPERTIES

Gentek steel siding products are manufactured with AZ-50. Both sides of the steel sheet are cleaned with a specially formulated cleaner, water rinsed and then coated with an environmentally safe chemical pretreatment to enhance corrosion protection and coating adhesion.

The pretreated surface is coated with a thermoset corrosion-resistant polymer. This corrosion-resistant polymer is topcoated with the following polymeric systems:

Plastisol (PVC) Topcoat: This highly weatherable, flexible, chemical-resistant thermoplastic polymer is melted and fused at temperatures of >390°F. The coating is applied with a striated pattern or smooth finish having an average film thickness of 3.0 mils.

Fluoropolymer ($PVDF_2$): This thermoplastic polymer has excellent chemical and fade resistance. The coating thickness is 0.9 mil. The system is cured at a minimum temperature of 475°F. This polymer system conforms to the high industry standards of Kynar 500® and Hylar 5000®. The main criteria for these standards is that the paint formulation must contain a minimum of 70% $PVDF_2$. Many fluoropolymer coatings on the market do not meet the high quality and performance standards required by Kynar 500 and Hylar 5000 specifications.

WARRANTY

All Gentek steel siding brands carry a Lifetime Limited Warranty. *Warranty is transferable if home is sold. See printed warranty for complete details.*

CONTACT WITH DISSIMILAR MATERIALS

Direct contact of steel products with certain dissimilar materials, or contact with water runoff from dissimilar materials, is likely to result in corrosion. Accordingly, care should be taken during installation to avoid such contact of steel with dissimilar materials, including: dissimilar metals (copper, zinc, steel, etc.), concrete, stucco, asbestos siding, pressure treated/pretreated lumber, masonry, corrosive non-metallic materials, and roofing materials or roofing systems containing metallic granules or strips.

PRODUCT PHYSICALS

Product	Coating Type	Thickness*
Cedarwood	*$PVDF_2$*	*0.017*
SteelTek Supreme	*$PVDF_2$*	*0.017*
SteelTek Supreme Seamless Steel Coil	*Kynar® PVDF*	*0.017*
SteelTek	*PVC*	*0.017*
SteelSide	*PVC*	*0.017*
Universal	*PVC*	*0.017*

**29 Gauge*

BUILDING CODES

Gentek steel products meet or exceed the following building code specifications:

ICC-ES Legacy – Report #97-64
AAMA 1406-86
FHA/HUD Minimum Property Standards

NOTES

		Sequoia Select® EnFusion® Insulated Siding 2 profiles / Clapboard, Dutch Lap .046"	Sequoia Select® 5 profiles / Clapboard, Dutch Lap .046" / B&B .048"	Sequoia Select® Extended Length 2 profiles / Clapboard, Dutch Lap .046"	Signature Supreme® 4 profiles / Clapboard, Dutch Lap .044"	Centennial™ Beaded Centennial .044"	Concord® 4 profiles / Clapboard, Dutch Lap .042"	Aurora™ II 2 profiles / Clapboard, Dutch Lap .040"	Fairhaven Sound® Shakes & Scallops 4 profiles / Traditional Shake, Scallop .065" Cape Cod Shingle .075", Hand-Split Shake .100"	Sequoia Select® Ultra-Premium Vinyl Soffit 2 profiles / Solid (Vertical Siding), Vented .044"	Oxford Premium Vinyl Soffit 3 profiles / Solid (Vertical Siding), Vented .042"
Classic Colors	Snow White										
	Almond										
	Canyon Clay										
	Dover Gray										
	Juniper Grove										
	Linen										
	Maize										
	Monterey Sand										
	Pearl										
	Pebble										
	Sage										
	Sandstone										
	Wicker										
Designer Colors	Black*										
	Chesapeake Gray										
	Coastal Blue										
	Dark Drift										
	Espresso										
	Harbor Bay										
	Hudson Slate										
	Iron Ore										
	Majestic Brick										
	Marine Dusk										
	Meadow Fern										
	Midnight Surf										
	Moonlit Moss										
	Musket Brown*										
	Rockport Brown										
	Smoked Timber										
	Storm										
	Windswept Smoke										

*Black and Musket Brown are for soffit use only, not vertical siding.

Note: Not all profiles are available in all colors or areas of the country. Please see your Gentek Sales Representative for specific offering.

gentekinc.com

GENTEK®
GENTEK BUILDING PRODUCTS, INC.

3773 State Road, Cuyahoga Falls, Ohio 44223
www.gentekinc.com

Make us a part of your home.

Due to product changes, improvements and other factors, Gentek reserves the right to change or delete information contained herein without prior notice. Kynar is a registered trademark of Arkema Inc. Galvalume is a registered trademark of BIEC International Inc. HYLAR 5000 is a registered trademark of Ausimont USA, Inc. USGBC and related logo is a trademark owned by the U.S. Green Building Council.

Effective Date: April 2021

9831-371/4-21/750 UI

© 2021, Gentek Building Products, Inc.

Printed in the U.S.A. Please recycle.